CATALOG CONTENTS

HOT DIPPED FITTINGS	5
RIGID-IMC FITTINGS	25
EMT FITTINGS	95
LIQUIDTIGHT FITTINGS	123
AC-MC-FLEX FITTINGS	141
NM CABLE FITTINGS	165
CORD GRIP FITTINGS	173
GROUNDING FITTINGS	177
CLAMP & HANGER FITTINGS	181
SERVICE ENTRANCE FITTINGS	187
MISCELLANEOUS FITTINGS	199

Ph: 718.259.6100 / 800.626.1223 Fax: 718.331.1874
www.sepco-usa.com







HOT DIPPED FITTINGS

Malleable Iron/Hot Dipped Galvanized Moguls with Cover, Gasket & Rollers..... 6
Malleable Iron/Hot Dipped Galvanized Moguls with Cover and Gasket..... 8
Malleable Iron/Hot Dipped Galvanized Threaded Conduit Bodies..... 11
Malleable Iron/Hot Dipped Galvanized Conduit Body Covers..... 13
Malleable Iron/Hot Dipped Galvanized Insulated Grounding Bushings..... 14
Malleable Iron/Hot Dipped Galvanized Watertight Conduit Hubs..... 15
Malleable Iron/Hot Dipped Galvanized 3-Piece Couplings..... 15
Malleable Iron/Hot Dipped Galvanized Straight Liquidtight Connectors..... 16
Malleable Iron/**Hot Dipped** Galvanized 90° Liquidtight Connectors..... 17
Malleable Iron/**Hot Dipped** Galvanized 45° Liquidtight Connectors..... 18
Malleable Iron/**Hot Dipped** Galvanized Straight Liquidtight Connectors with Copper Lugs..... 19
Malleable Iron/**Hot Dipped** Galvanized 90° Liquidtight Connectors with Copper Lugs..... 20
Malleable Iron/**Hot Dipped** Galvanized 45° Liquidtight Connectors with Copper Lugs..... 21
Malleable Iron/Hot Dipped Galvanized One-Hole Straps..... 22
Malleable Iron/Hot Dipped Galvanized Clamp Back Spacers..... 22
Malleable Iron/Hot Dipped Galvanized Cable Supports-Body Only..... 23

MALLEABLE IRON/HOT DIPPED GALVANIZED MOGULS WITH COVER, GASKET & ROLLERS

FOR THREADED RIGID CONDUIT AND IMC

APPLICATION

- Larger body size facilitates pulling of large and heavy conductors. Specially designed raised cast covers provide additional wiring area.
- SEPCO Moguls are used for pulling straight, 45° or 90° angle turns and/or making taps and splices.

FEATURES

- Exclusive built-in rollers facilitate cable pulling from sizes 1 1/4" - 4".
- Smooth, rounded integral bushing in each hub protects conductor insulation.
- Accurately taped, tapered threads for tight, rigid joints and ground continuity.
- Covers have captive stainless steel screws to speed installation, prevent 'freezing' of screws.
- Length Requirement: distance between centerline of each hub bushing (conduit stop) exceeds eight times the trade diameter of the conduit per NEC 314.28(A)(2).

STANDARD MATERIALS

Bodies and Covers: Malleable Iron
Gaskets: Neoprene
Screws: Stainless Steel

STANDARD FINISH

Bodies and Covers: Hot-Dipped Galvanized

c UL us **UL LISTED**
E198259



TYPE MC100G

CATALOG NUMBER	TRADE SIZE	MAX WIRE SIZE	VOL. CU.IN.	UNIT PACK	MASTER PACK	LBS. / 100 PCS.	UPC#
MC100G	1"	3 #2 AWG	31.00	—	1	390	10039
MC125G	1-1/4"	3 #1/0 AWG	50.00	—	1	506	10040
MC150G	1-1/2"	3 #3/0 AWG	93.00	—	1	923	10041
MC200G	2"	3 #300 MCM	143.00	—	1	1327	10042
MC250G	2-1/2"	3 #400 MCM	335.00	—	1	2751	10043
MC300G	3"	3 #700 MCM	475.00	—	1	3618	10044
MC350G	3-1/2"	3 #900 MCM	830.00	—	1	5464	10045
MC400G	4"	3 #1000 MCM	1010.00	—	1	6478	10046

CATALOG NUMBER	DIM A	DIM B	DIM C	DIM D	DIM E	DIM F	DIM G	DIM H	NUMBER OF COVER HOLES
MC100G	9.88	2.78	2.36	1.85	6.61	0.93	1.82	2.46	2
MC125G	12.20	3.43	2.44	1.93	7.83	1.14	2.27	3.11	2
MC150G	14.17	3.86	3.15	2.56	9.88	1.34	2.57	3.43	2
MC200G	18.15	4.41	3.15	2.52	13.29	1.63	3.13	3.98	2
MC250G	23.35	5.22	4.65	3.74	13.68	1.81	3.61	4.72	4
MC300G	27.17	6.06	4.72	3.66	21.04	2.20	4.45	5.57	4
MC350G	31.57	7.05	5.72	4.57	24.98	2.50	4.72	6.50	4
MC400G	35.55	7.56	5.72	4.57	29.11	2.76	5.23	7.01	4

SteelElectric PRODUCTS
Ph: 718.259.6100 / 800.626.1223 Fax: 718.331.1874
www.sepco-usa.com

MALLEABLE IRON/HOT DIPPED GALVANIZED MOGULS WITH COVER, GASKET & ROLLERS

FOR THREADED RIGID CONDUIT AND IMC

APPLICATION

- Larger body size facilitates pulling of large and heavy conductors. Specially designed raised cast covers provide additional wiring area.
- SEPCO Moguls are used for pulling straight, 45° or 90° angle turns and/or making taps and splices.

FEATURES

- Exclusive built-in rollers facilitate cable pulling from sizes 1 1/4" - 4".
- Smooth, rounded integral bushing in each hub protects conductor insulation.
- Accurately taped, tapered threads for tight, rigid joints and ground continuity.
- Covers have captive stainless steel screws to speed installation, prevent 'freezing' of screws.
- Length Requirement: distance between centerline of each hub bushing (conduit stop) exceeds six times the trade diameter of the conduit per NEC 314.28(A)(2).

STANDARD MATERIALS

Bodies and Covers: Malleable Iron
Gaskets: Neoprene
Screws: Stainless Steel

STANDARD FINISH

Bodies and Covers: Hot-Dipped Galvanized

c UL us **UL LISTED**
E198259



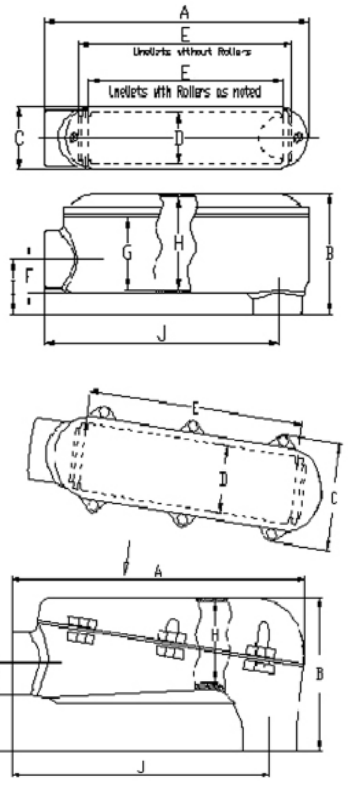

TYPE MLB100G

CATALOG NUMBER	TRADE SIZE	MAX WIRE SIZE	VOL. CU.IN.	UNIT PACK	MASTER PACK	LBS. / 100 PCS.	UPC#
MLB100G	1"	3 #2 AWG	31.00	—	1	366	10047
MLB125G	1-1/4"	3 #1/0 AWG	48.00	—	1	476	10048
MLB150G	1-1/2"	3 #3/0 AWG	107.00	—	1	831	10049
MLB200G	2"	3 #300 MCM	145.00	—	1	1224	10050
MLB250G	2-1/2"	3 #400 MCM	210.00	—	1	2104	10055
MLB300G	3"	3 #700 MCM	345.00	—	1	3237	10052
MLB350G	3-1/2"	3 #900 MCM	500.00	—	1	4427	10053
MLB400G	4"	3 #1000 MCM	740.00	—	1	5865	10054

CATALOG NUMBER	DIM A	DIM B	DIM C	DIM D	DIM E	DIM F	DIM G	DIM H	DIM I	DIM J	NUMBER OF COVER HOLES
MLB100G	8.90	3.75	2.38	1.87	6.57	0.94	1.88	2.52	1.89	7.87	2
MLB125G	9.65	4.86	2.40	1.89	6.47	1.16	2.70	3.52	2.19	8.48	2
MLB150G	12.95	5.25	3.07	2.40	9.49	1.38	3.09	4.07	2.36	11.63	2
MLB200G	14.65	6.38	3.11	2.52	10.91	1.61	3.46	4.96	2.64	12.94	2
MLB250G	18.22	8.23	5.79	3.60	13.48	2.15	—	4.36	4.69	16.03	6
MLB300G	21.33	10.37	5.79	3.47	16.95	2.75	—	5.27	5.61	18.62	6
MLB350G	24.65	10.97	6.93	4.53	19.94	3.01	—	5.15	6.63	21.55	6
MLB400G	27.67	13.03	7.01	4.57	23.38	3.43	—	6.85	7.05	24.32	6

MALLEABLE IRON/HOT DIPPED GALVANIZED MOGULS WITH COVER AND GASKET

FOR THREADED RIGID CONDUIT AND IMC

APPLICATION

- Larger body size facilitates pulling of large and heavy conductors. Specially designed raised cast covers provide additional wiring area.
- SEPCO Moguls are used for pulling straight, 45° or 90° angle turns and/or making taps and splices.

FEATURES

- Smooth, rounded integral bushing in each hub protects conductor insulation.
- Accurately taped, tapered threads for tight, rigid joints and ground continuity.
- Covers have captive stainless steel screws to speed installation, prevent 'freezing' of screws.
- Length Requirement: distance between centerline of each hub bushing (conduit stop) exceeds six times the trade diameter of the conduit per NEC 314.28(A)(2).

STANDARD MATERIALS

Bodies and Covers: Malleable Iron
Gaskets: Neoprene
Screws: Stainless Steel

STANDARD FINISH

Bodies and Covers: Hot-Dipped Galvanized

c UL us **UL LISTED**
E198259

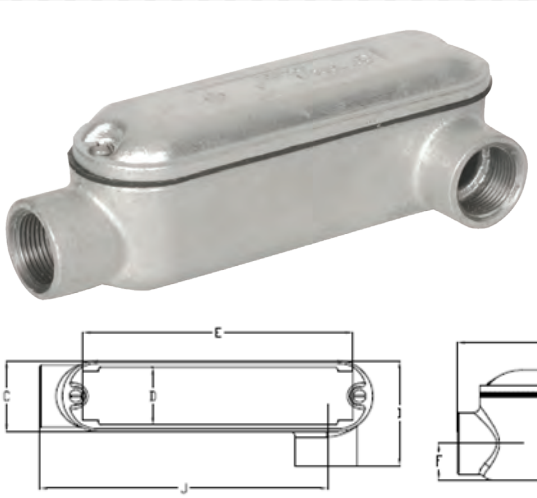

TYPE MLL100G

CATALOG NUMBER	TRADE SIZE	MAX WIRE SIZE	VOL. CU.IN.	UNIT PACK	MASTER PACK	LBS. / 100 PCS.	UPC#
MLL100G	1"	3 #4 AWG	31	-	1	179	10146
MLL125G	1-1/4"	3 #2 AWG	50	-	1	261	10147
MLL150G	1-1/2"	3 #1/0 AWG	93	-	1	459	10148
MLL200G	2"	3 #4/0 AWG	143	-	1	631	10149

CATALOG NUMBER	DIM A	DIM B	DIM C	DIM D	DIM E	DIM F	DIM G	DIM H	DIM I	DIM J	NUMBER OF COVER HOLES
MLL100G	8.94	2.80	2.36	1.85	6.61	0.93	1.84	2.48	3.27	7.76	2
MLL125G	11.16	3.44	2.44	1.93	7.60	1.14	2.28	3.13	3.39	9.94	2
MLL150G	13.27	3.88	3.15	2.56	9.68	1.34	2.57	3.46	4.00	11.69	2
MLL200G	17.02	4.43	3.15	2.52	13.09	1.63	3.14	4.02	4.13	15.45	2

SteelElectric PRODUCTS
Ph: 718.259.6100 / 800.626.1223 Fax: 718.331.1874
www.sepco-usa.com

MALLEABLE IRON/HOT DIPPED GALVANIZED MOGULS WITH COVER AND GASKET

FOR THREADED RIGID CONDUIT AND IMC

APPLICATION

- Larger body size facilitates pulling of large and heavy conductors. Specially designed raised cast covers provide additional wiring area.
- SEPCO Moguls are used for pulling straight, 45° or 90° angle turns and/or making taps and splices.

FEATURES

- Smooth, rounded integral bushing in each hub protects conductor insulation.
- Accurately taped, tapered threads for tight, rigid joints and ground continuity.
- Covers have captive stainless steel screws to speed installation, prevent 'freezing' of screws.
- Length Requirement: distance between centerline of each hub bushing (conduit stop) exceeds six times the trade diameter of the conduit per NEC 314.28(A)(2).

STANDARD MATERIALS

Bodies and Covers: Malleable Iron
Gaskets: Neoprene
Screws: Stainless Steel

STANDARD FINISH

Bodies and Covers: Hot-Dipped Galvanized

c UL us **UL LISTED**
E198259



New Product

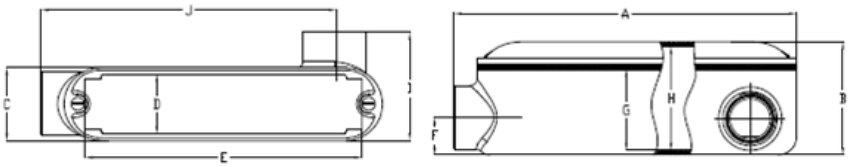

TYPE MLR100G

CATALOG NUMBER	TRADE SIZE	MAX WIRE SIZE	VOL. CU.IN.	UNIT PACK	MASTER PACK	LBS. / 100 PCS.	UPC#
MLR100G	1"	3 #4 AWG	31	-	1	176	10150
MLR125G	1-1/4"	3 #2 AWG	50	-	1	261	10151
MLR150G	1-1/2"	3 #1/0 AWG	93	-	1	435	10152
MLR200G	2"	3 #4/0 AWG	143	-	1	656	10153

CATALOG NUMBER	DIM A	DIM B	DIM C	DIM D	DIM E	DIM F	DIM G	DIM H	DIM I	DIM J	NUMBER OF COVER HOLES
MLR100G	8.94	2.80	2.36	1.85	6.61	0.93	1.84	2.48	3.27	7.76	2
MLR125G	11.16	3.44	2.44	1.93	7.60	1.14	2.28	3.13	3.39	9.94	2
MLR150G	13.27	3.88	3.15	2.56	9.68	1.34	2.57	3.46	4.00	11.69	2
MLR200G	17.02	4.43	3.15	2.52	13.09	1.63	3.14	4.02	4.13	15.45	2

MALLEABLE IRON/HOT DIPPED GALVANIZED MOGULS WITH COVER AND GASKET

FOR THREADED RIGID CONDUIT AND IMC

APPLICATION

- Larger body size facilitates pulling of large and heavy conductors. Specially designed raised cast covers provide additional wiring area.
- SEPCO Moguls are used for pulling straight, 45° or 90° angle turns and/or making taps and splices.

FEATURES

- Smooth, rounded integral bushing in each hub protects conductor insulation.
- Accurately taped, tapered threads for tight, rigid joints and ground continuity.
- Covers have captive stainless steel screws to speed installation, prevent 'freezing' of screws.
- Length Requirement: distance between centerline of each hub bushing (conduit stop) exceeds six times the trade diameter of the conduit per NEC 314.28(A)(2).

STANDARD MATERIALS

Bodies and Covers: Malleable Iron
Gaskets: Neoprene
Screws: Stainless Steel

STANDARD FINISH

Bodies and Covers: Hot-Dipped Galvanized

c UL us **UL LISTED**
E198259



New Product

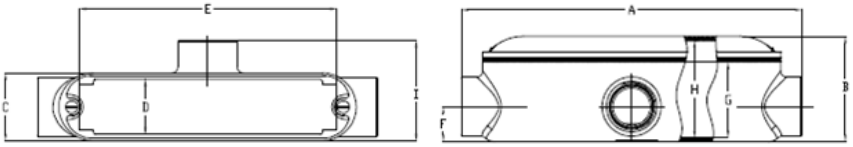

TYPE MT100G

CATALOG NUMBER	TRADE SIZE	MAX WIRE SIZE	VOL. CU.IN.	UNIT PACK	MASTER PACK	LBS. / 100 PCS.	UPC#
MT100G	1"	3 #4 AWG	31	-	1	187	10154
MT125G	1-1/4"	3 #2 AWG	50	-	1	263	10155
MT150G	1-1/2"	3 #1/0 AWG	93	-	1	447	10156
MT200G	2"	3 #4/0 AWG	143	-	1	651	10157

CATALOG NUMBER	DIM A	DIM B	DIM C	DIM D	DIM E	DIM F	DIM G	DIM H	DIM I	NUMBER OF COVER HOLES
MT100G	9.88	2.80	2.36	1.85	6.61	0.93	1.84	2.48	3.27	2
MT125G	12.64	3.44	2.44	1.93	7.60	1.14	2.28	3.13	3.39	2
MT150G	14.17	3.88	3.15	2.56	9.68	1.34	2.57	3.46	4.00	2
MT200G	18.15	4.43	3.15	2.52	13.09	1.63	3.14	4.02	4.02	2

SteelElectric PRODUCTS
Ph: 718.259.6100 / 800.626.1223 Fax: 718.331.1874
www.sepco-usa.com

MALLEABLE IRON/HOT DIPPED GALVANIZED THREADED CONDUIT BODIES

FOR THREADED RIGID CONDUIT AND IMC

APPLICATION

To provide access to conductors for pulling, splicing, and maintenance. Threaded for rigid conduit and IMC.

FEATURES

- Exclusive built-in rollers facilitate cable pulling from sizes 1 1/4"- 4"
- Tapered threaded hubs (NPT)
- Flat back design for easy mounting close to walls
- Suitable for use in concrete

STANDARD MATERIALS

Malleable Iron

STANDARD FINISH

Hot Dipped Galvanized/Zinc Plated

c UL us **UL LISTED**
E198259

OPTIONAL FINISH

For Malleable Iron / Zinc Plated, please remove suffix 'G' from Hot Dipped Galvanized Catalog Number and see page 35.

New Product



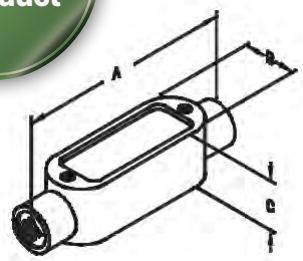

TYPE C1G

CATALOG NUMBER	TRADE SIZE	DIM A	DIM B	DIM C	MAX WIRE SIZE	VOL. CU.IN.	UNIT PACK	MASTER PACK	LBS. / 100 PCS.	UPC #
C Type										
C1G	1/2"	5.375	1.313	1.375	N/A	4.50	10	50	98	10158
C2G	3/4"	6.000	1.500	1.688	3 #6 AWG	7.50	10	50	118	10159
C3G	1"	7.063	1.813	1.875	3 #4 AWG	12.50	5	25	170	10160
C4G	1-1/4"	9.000	2.625	2.750	3 #2 AWG	32.30	—	10	309	10161
C5G	1-1/2"	9.000	2.625	2.813	3 #1/0 AWG	35.30	—	10	368	10162
C6G	2"	11.500	3.125	3.313	3 #4/0 AWG	73.00	—	5	553	10163
C7G	2-1/2"	15.000	4.313	3.875	3 #250 MCM	138.00	—	1	1216	10188
C8G	3"	15.125	4.313	4.750	3 #250 MCM	170.00	—	1	1437	10189
C9G	3-1/2"	18.125	4.875	5.625	3 #350 MCM	300.00	—	1	2210	10190
C10G	4"	18.125	4.875	5.625	3 #350 MCM	328.00	—	1	2321	10191

New Product



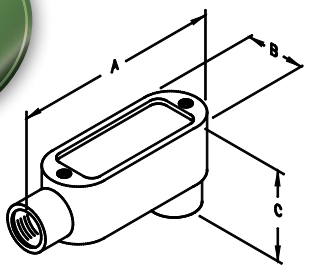

TYPE LB1G

CATALOG NUMBER	TRADE SIZE	DIM A	DIM B	DIM C	MAX WIRE SIZE	VOL. CU.IN.	UNIT PACK	MASTER PACK	LBS. / 100 PCS.	UPC #
LB Type										
LB1G	1/2"	4.688	1.313	2.063	N/A	4.50	10	50	71	10164
LB2G	3/4"	5.375	1.500	2.250	3 #6 AWG	7.50	10	50	97	10165
LB3G	1"	6.188	1.813	2.625	3 #4 AWG	12.50	5	25	143	10166
LB4G	1-1/4"	8.125	2.625	2.750	3 #2 AWG	32.30	—	10	287	10167
LB5G	1-1/2"	8.125	2.625	2.813	3 #1/0 AWG	35.30	—	10	332	10168
LB6G	2"	10.500	3.125	4.438	3 #4/0 AWG	73.00	—	5	534	10169
LB7G	2-1/2"	13.625	4.313	5.375	3 #350 AWG	138.00	—	1	1105	10192
LB8G	3"	13.875	4.313	5.875	3 #350 AWG	170.00	—	1	1160	10193
LB9G	3-1/2"	16.250	5.625	6.875	3 #500 MCM	300.00	—	1	1989	10194
LB10G	4"	16.625	5.625	7.188	3 #500 MCM	328.00	—	1	2100	10195

MALLEABLE IRON/HOT DIPPED GALVANIZED THREADED CONDUIT BODIES

FOR THREADED RIGID CONDUIT AND IMC

APPLICATION

To provide access to conductors for pulling, splicing, and maintenance. Threaded for rigid conduit and IMC.

FEATURES

- Exclusive built-in rollers facilitate cable pulling from sizes 1 1/4"- 4"
- Tapered threaded hubs (NPT)
- Flat back design for easy mounting close to walls
- Suitable for use in concrete

STANDARD MATERIALS

Malleable Iron

STANDARD FINISH

Hot Dipped Galvanized/Zinc Plated

c UL us **UL LISTED**
E198259

OPTIONAL FINISH

For Malleable Iron / Zinc Plated, please remove suffix 'G' from Hot Dipped Galvanized Catalog Number and see page 36.

New Product



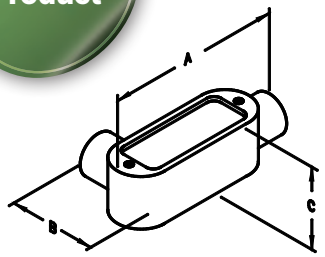

TYPE LL1G

CATALOG NUMBER	TRADE SIZE	DIM A	DIM B	DIM C	MAX WIRE SIZE	VOL. CU.IN.	UNIT PACK	MASTER PACK	LBS. / 100 PCS.	UPC #
LL Type										
LL1G	1/2"	4.688	2.063	1.375	N/A	4.50	10	50	76	10170
LL2G	3/4"	5.375	2.250	1.688	3 #6 AWG	7.50	10	50	95	10171
LL3G	1"	6.188	2.625	1.875	3 #4 AWG	12.50	5	25	138	10172
LL4G	1-1/4"	8.125	2.750	2.750	3 #2 AWG	32.30	—	10	309	10173
LL5G	1-1/2"	8.125	3.500	2.813	3 #1/0 AWG	35.30	—	10	332	10174
LL6G	2"	10.500	4.125	3.313	3 #4/0 AWG	73.00	—	5	497	10175
LL7G	2-1/2"	13.625	4.688	3.875	3 #300 MCM	138.00	—	1	1105	10196
LL8G	3"	13.875	5.875	4.750	3 #350 MCM	170.00	—	1	1437	10197
LL9G	3-1/2"	16.250	6.125	5.625	3 #350 MCM	300.00	—	1	2321	10198
LL10G	4"	16.250	6.938	5.625	3 #350 MCM	328.00	—	1	2431	10199

New Product



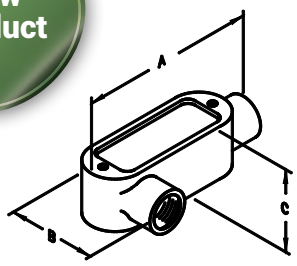

TYPE LR1G

CATALOG NUMBER	TRADE SIZE	DIM A	DIM B	DIM C	MAX WIRE SIZE	VOL. CU.IN.	UNIT PACK	MASTER PACK	LBS. / 100 PCS.	UPC #
LR Type										
LR1G	1/2"	4.688	2.063	1.375	N/A	4.50	10	50	71	10176
LR2G	3/4"	5.375	2.250	1.688	3 #6 AWG	7.50	10	50	100	10177
LR3G	1"	6.188	2.625	1.875	3 #4 AWG	12.50	5	25	157	10178
LR4G	1-1/4"	8.125	2.750	2.750	3 #2 AWG	32.30	—	10	332	10179
LR5G	1-1/2"	8.125	2.813	2.813	3 #1/0 AWG	35.30	—	10	345	10180
LR6G	2"	10.500	4.438	3.313	3 #4/0 AWG	73.00	—	5	626	10181
LR7G	2-1/2"	13.625	5.375	3.875	3 #300 MCM	138.00	—	1	1105	10200
LR8G	3"	13.875	5.875	4.750	3 #350 MCM	170.00	—	1	1437	10201
LR9G	3-1/2"	16.250	6.875	5.625	3 #350 MCM	300.00	—	1	2321	10202
LR10G	4"	16.625	7.188	5.625	3 #350 MCM	328.00	—	1	2500	10203

SteelElectric PRODUCTS

Ph: 718.259.6100 / 800.626.1223 Fax: 718.331.1874
www.sepco-usa.com

MALLEABLE IRON/HOT DIPPED GALVANIZED THREADED CONDUIT BODIES

FOR THREADED RIGID CONDUIT AND IMC

New Product





TYPE T1G

APPLICATION

To provide access to conductors for pulling, splicing, and maintenance. Threaded for rigid conduit and IMC.

FEATURES

- Exclusive built-in rollers facilitate cable pulling from sizes 1 1/4"- 4"
- Tapered threaded hubs (NPT)
- Flat back design for easy mounting close to walls
- Suitable for use in concrete

STANDARD MATERIALS

Malleable Iron

STANDARD FINISH

Hot Dipped Galvanized/Zinc Plated

OPTIONAL FINISH

For Malleable Iron / Zinc Plated, please remove suffix 'G' from Hot Dipped Galvanized Catalog Number and see page 37.

c UL us **UL LISTED** E198259

CATALOG NUMBER	TRADE SIZE	DIM A	DIM B	DIM C	MAX WIRE SIZE	VOL. CU.IN.	UNIT PACK	MASTER PACK	LBS. / 100 PCS.	UPC #
T Type										
T1G	1/2"	5.375	2.063	1.313	N/A	6.00	10	50	111	10182
T2G	3/4"	6.000	2.250	1.500	3 #6 AWG	9.50	10	50	137	10183
T3G	1"	7.063	2.625	1.813	3 #4 AWG	15.00	5	25	195	10184
T4G	1-1/4"	9.000	2.750	2.625	3 #2 AWG	33.00	—	10	332	10185
T5G	1-1/2"	9.000	3.500	2.625	3 #1/0 AWG	36.00	—	10	368	10186
T6G	2"	11.500	4.125	3.125	3 #1/0 AWG	75.00	—	5	663	10187
T7G	2-1/2"	15.000	5.688	4.313	3 #4/0 AWG	138.00	—	1	1271	10204
T8G	3"	15.125	5.875	4.313	3 #4/0 AWG	170.00	—	1	1547	10205
T9G	3-1/2"	18.125	6.813	4.875	3 #350 MCM	300.00	—	1	2542	10206
T10G	4"	18.125	7.188	4.875	3 #350 MCM	328.00	—	1	2542	10207

MALLEABLE IRON/HOT DIPPED GALVANIZED CONDUIT BODY COVERS

New Product



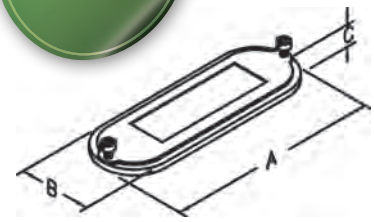

TYPE 01MG

APPLICATION

Used with conduit bodies to cover opening.

FEATURES

- Supplied with Stainless Steel captive screws
- Sizes 21/2" thru 4" with raised dome affords additional wiring room

STANDARD MATERIALS

Malleable Iron

STANDARD FINISH

Hot Dipped Galvanized/Zinc Plated

c UL us **UL LISTED** E198259

OPTIONAL FINISH

For Malleable Iron / Zinc Plated, please remove suffix 'G' from Hot Dipped Galvanized Catalog Number and see page 54.

CATALOG NUMBER	TRADE SIZE	DIM A	DIM B	DIM C	UNIT PACK	MASTER PACK	LBS. / 100 PCS.	UPC #
01MG	1/2"	3.936	1.313	0.063	25	250	23	70224
02MG	3/4"	4.625	1.500	0.063	25	250	31	70225
03MG	1"	5.313	1.750	0.063	20	200	41	70226
04MG	1-1/4" - 1-1/2"	7.188	2.500	0.250	25	100	91	70227
05MG	2"	9.500	3.188	0.313	-	25	208	70228
06MG	2-1/2" - 3"	12.125	4.313	1.063	-	10	358	70229
07MG	3-1/2" - 4"	14.875	5.625	1.125	-	10	550	70230

MALLEABLE IRON/HOT DIPPED GALVANIZED INSULATED GROUNDING BUSHINGS

FOR THREADED RIGID CONDUIT AND IMC

New Product



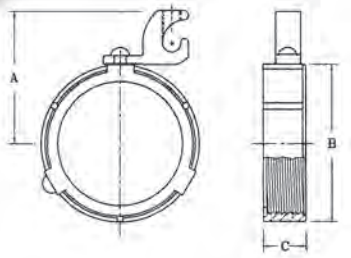

TYPE 25BI4LG

APPLICATION

Used with a locknut to terminate threaded rigid and IMC conduit to a box or enclosure and to provide a smooth pulling surface. Thermoplastic liner prevents damage to wire insulation. Liner rated at 150°C.

FEATURES

- The plastic liner won't chip, crack, swell or shrink. It resists corrosion, chemicals, and temperature extremes.
- Set-screw provided with each fitting locks bushing in any desired position.
- UL Listed for use with Copper or Aluminum Grounding Conductors.

STANDARD MATERIALS

Malleable Iron/Open side tin plated aluminum lug.

STANDARD FINISH

Hot Dipped Galvanized/Zinc Plated

Optional Lug: Available with copper lug; use suffix C instead of L. Example 21BI4CG.

c UL us **UL LISTED**
E93683

OPTIONAL FINISH

For Malleable Iron / Zinc Plated, please remove suffix 'G' from Hot Dipped Galvanized Catalog Number and see page 57.

CATALOG NUMBER	TRADE SIZE	GROUNDING LUG CAPACITY	DIM A	DIM B	DIM C	UNIT PACK	MASTER PACK	LBS. / 100 PCS.	UPC #
Threaded									
20BI4LG	1/2"	#14 - #4	1.34	1.19	0.61	100	1000	7	10021
21BI4LG	3/4"	#14 - #4	1.47	1.45	0.64	50	500	11	10022
22BI4LG	1"	#14 - #4	1.63	1.76	0.72	25	250	15	10023
23BI4LG	1-1/4"	#14 - #4	1.80	2.10	0.74	25	250	18	10024
24BI4LG	1-1/2"	#14 - #4	2.11	2.33	0.80	25	250	23	10025
25BI4LG	2"	#14 - #4	2.34	2.79	0.85	25	250	28	10026
26BIOLG	2-1/2"	#14 - #2/0	2.84	3.33	1.10	-	10	57	10027
26BI4OLG	2-1/2"	#6 - #250MCM	3.47	3.33	1.10	-	10	70	10028
27BIOLG	3"	#14 - #2/0	3.11	3.87	1.10	-	10	73	10029
27BI4OLG	3"	#6 - #250MCM	3.74	3.87	1.10	-	10	85	10030
28BIOLG	3-1/2"	#14 - #2/0	3.38	4.42	1.10	-	10	88	10031
28BI4OLG	3-1/2"	#6 - #250MCM	4.02	4.42	1.10	-	10	90	10032
29BIOLG	4"	#14 - #2/0	3.62	4.89	1.10	-	10	118	10033
29BI4OLG	4"	#6 - #250MCM	4.25	4.89	1.10	-	10	121	10034
30BI4OLG	5"	#6 - #250MCM	4.80	6.00	1.13	-	10	165	10036
31BI4OLG	6"	#6 - #250MCM	5.46	7.31	1.13	-	10	203	10038

SteelElectric PRODUCTS

Ph: 718.259.6100 / 800.626.1223 Fax: 718.331.1874
www.sepco-usa.com

MALLEABLE IRON/HOT DIPPED GALVANIZED WATERTIGHT CONDUIT HUBS

FOR THREADED RIGID CONDUIT AND IMC

New Product



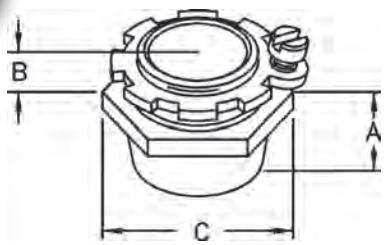

TYPE CHM50G

APPLICATION

General Purpose Fitting.
Insulated Throat form with Bonding Screw.

FEATURES

- Male thread type
- Tapered female thread for rigid conduit and IMC
- Recessed O-ring seal assures watertight and dust tight connections.
- Insulated throat and bonding locknut is suitable for service entrance application.
- Suitable for use in hazardous locations as follows: Class I, Div. 2 Class II, Div. I, 2 Class III, Div. I, 2 Per NEC 501-4 (b), 502-4 (a), 503-3 (a)

MATERIAL/FINISH

Malleable Iron

STANDARD FINISH

Hot Dipped Galvanized/Zinc Plated

OPTIONAL FINISH

For Malleable Iron / Zinc Plated, please remove suffix 'G' from Hot Dipped Galvanized Catalog Number and see page 72.

c UL us **UL LISTED**
E198258

CATALOG NUMBER	TRADE SIZE	DIM A	DIM B	DIM C	UNIT PACK	MASTER PACK	LBS. / 100 PCS.	UPC #
CHM50G	1/2"	0.813	0.625	1.500	25	250	18	70910
CHM75G	3/4"	0.938	0.625	1.813	25	250	25	70911
CHM100G	1"	1.063	0.750	2.063	10	100	39	70912
CHM125G	1-1/4"	1.250	0.750	2.625	5	25	54	70913
CHM150G	1-1/2"	1.250	0.813	3.125	2	20	64	70914
CHM200G	2"	1.250	0.813	3.563	2	20	98	70915
CHM250G	2-1/2"	1.625	1.188	4.125	-	10	196	70916
CHM300G	3"	1.750	1.250	4.938	-	5	282	70917
CHM350G	3-1/2"	1.813	1.313	5.750	-	5	351	70918
CHM400G	4"	1.938	1.375	6.188	-	5	395	70919

MALLEABLE IRON/HOT DIPPED GALVANIZED 3-PIECE COUPLINGS

New Product



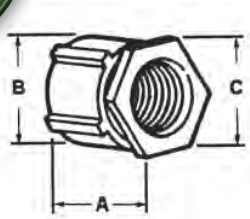

TYPE 1023G

APPLICATION

Used to join two lengths of threaded conduit.

FEATURES

- Threaded (NPS) for rigid conduit and IMC
- Concrete tight

STANDARD MATERIALS

Malleable Iron

STANDARD FINISH

Hot Dipped Galvanized/Zinc Plated

c UL us **UL LISTED**
E198258

OPTIONAL FINISH

For Malleable Iron / Zinc Plated, please remove suffix 'G' from Hot Dipped Galvanized Catalog Number and see page 76.

CATALOG NUMBER	TRADE SIZE	DIM A	DIM B	DIM C	UNIT PACK	MASTER PACK	LBS. / 100 PCS.	UPC #
1022G	1/2"	1.38	1.36	1.36	20	200	26	10009
1023G	3/4"	1.63	1.58	1.58	10	100	37	10210
1024G	1"	1.81	1.89	1.89	-	20	55	10011
1025G	1-1/4"	2.19	2.38	2.38	-	20	111	10012
1026G	1-1/2"	2.31	2.83	2.83	-	10	172	10013
1027G	2"	2.44	3.29	3.29	-	10	203	10014
1028G	2-1/2"	3.19	4.08	4.08	2	10	327	10015
1029G	3"	3.31	4.67	4.67	2	10	442	10016
1030G	3-1/2"	3.50	5.07	5.07	1	5	608	10017
1031G	4"	3.75	5.75	5.75	1	5	718	10018
1005G	5"	3.69	6.88	7.50	-	1	1050	10019
1006G	6"	4.31	8.00	8.00	-	1	1250	10020

MALLEABLE IRON/HOT DIPPED GALVANIZED STRAIGHT LIQUIDTIGHT CONNECTORS

FOR LIQUIDTIGHT FLEXIBLE METALLIC CONDUIT

New Product



TYPE SLT27TMG

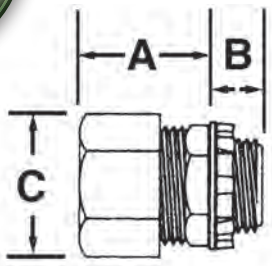

APPLICATION

To secure, ground and seal Liquidtight Flexible Metal conduit, to boxes and enclosures

FEATURES

- Tapered threaded male hub NPT
- Compact, slim diameter with small turning radius
- Furnished with an insulated throat with steel locknut and sealing ring
- Liquidtight/Raintight/Oiltight
- Suitable for wet locations
- Long ferrule prevents pullout and tight bend conduit "pop-out"
- UL Listed liquidtight flexible metal conduit fittings are suitable for use in the following Hazardous Locations under NEC 501-4(b), 502-4(a)(2); Class I, Div.2; Class II, Div. 1 and 2; and Class III, Div. 1 and 2 and are suitable for grounding in sizes 3/8" through 1-1/2" under NEC 35I-I

STANDARD MATERIALS

Malleable Iron/Steel Ferrule

STANDARD FINISH

Hot Dipped Galvanized/Zinc Plated

OPTIONAL FINISH

For Malleable Iron / Zinc Plated, please remove suffix 'MG' from Mechanical Galvanized Catalog Number and see page 124.

c UL us **UL LISTED**
E198258

All Furnished with Insulated Throats

CATALOG NUMBER	TRADE SIZE	KO SIZE	I.D.	O.D.	DIM A	DIM B	DIM C	UNIT PACK	MASTER PACK	LBS. / 100 PCS.	UPC #
SLT27TMG	**1/2"**	1/2"	0.590	0.793	1.250	0.500	1.280	25	250	18	16305
SLT28TMG	**3/4"**	3/4"	0.785	1.020	1.280	0.520	1.550	10	100	29	16310
SLT29TMG	**1"**	1"	0.980	1.261	1.430	0.650	1.800	5	50	40	16315
SLT30TMG	**1-1/4"**	1-1/4"	1.330	1.605	1.500	0.660	2.250	5	50	56	16320
SLT31TMG	**1-1/2"**	1-1/2"	1.530	1.844	1.610	0.730	2.440	10	50	71	16325
SLT32TMG	**2"**	2"	1.995	2.337	1.760	0.750	2.970	5	25	100	16330
SLT33TMG	**2-1/2"**	2-1/2"	2.341	2.797	2.180	1.010	4.010	1	10	367	16335
SLT34TMG	**3"**	3"	2.939	3.418	2.500	1.150	4.180	1	10	461	16340
SLT60TMG	**3-1/2"**	3-1/2"	3.406	3.915	2.610	1.180	5.250	1	10	675	16345
SLT61TMG	**4"**	4"	3.882	4.411	2.740	1.250	5.780	1	5	797	16350
SLT62TG	5"	5"	391.77	460.78	3.125	1.500	6.063	-	1	1047	16355
SLT63TG	6"	6"	484.65	570.18	3.375	1.563	7.500	-	1	1381	16360



SteelElectric PRODUCTS
Ph: 718.259.6100 / 800.626.1223 Fax: 718.331.1874
www.sepco-usa.com

MALLEABLE IRON/HOT DIPPED GALVANIZED 90° LIQUIDTIGHT CONNECTORS

FOR LIQUIDTIGHT FLEXIBLE METALLIC CONDUIT

New Product



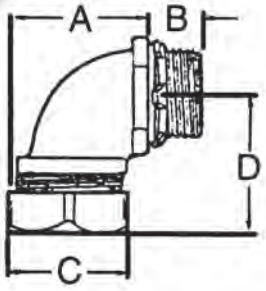

TYPE SLT35TMG

APPLICATION

To secure, ground seal Liquidtight Flexible Metal conduit, to boxes and enclosures

FEATURES

- Tapered threaded male hub NPT
- Compact, slim diameter with small turning radius
- Furnished with an insulated throat with steel locknut and sealing ring
- Liquidtight/Raintight/Oiltight
- Suitable for wet locations
- Long ferrule prevents pullout and tight bend conduit "pop-out"
- UL Listed liquidtight flexible metal conduit fittings are suitable for use in the following Hazardous Locations under NEC 501-4(b), 502-4(a)(2); Class I, Div.2; Class II, Div. 1 and 2; and Class III, Div. 1 and 2 and are suitable for grounding in sizes 3/8" through 1-1/2" under NEC 35I-I

STANDARD MATERIALS

Malleable Iron/Steel Ferrule

STANDARD FINISH

Hot Dipped Galvanized/Zinc Plated

OPTIONAL FINISH

For Malleable Iron / Zinc Plated, please remove suffix 'MG' from Mechanical Galvanized Catalog Number and see page 125.

c UL us **UL LISTED** E198258

All Furnished with Insulated Throats

CATALOG NUMBER	TRADE SIZE	KO SIZE	I.D.	O.D.	DIM A	DIM B	DIM C	DIM D	UNIT PACK	MASTER PACK	LBS. / 100 PCS.	UPC #
SLT35TMG	1/2"	1/2"	0.590	0.793	1.43	0.50	1.28	1.37	10	100	31	16405
SLT36TMG	3/4"	3/4"	0.785	1.020	1.62	0.52	1.55	1.50	10	100	46	16410
SLT37TMG	1"	1"	0.980	1.261	1.93	0.65	1.80	1.81	5	50	77	16415
SLT38TMG	1-1/4"	1-1/4"	1.330	1.605	2.37	0.66	2.25	1.94	-	10	98	16420
SLT39TMG	1-1/2"	1-1/2"	1.530	1.844	2.68	0.73	2.44	2.40	-	10	124	16425
SLT40TMG	2"	2"	1.995	2.337	3.18	0.75	2.97	2.64	-	5	179	16430
***SLT65TG**	2-1/2"	2-1/2"	2.341	2.797	8.31	1.01	4.01	7.81	-	1	847	16435
***SLT66TG**	3"	3"	2.939	3.418	9.80	1.15	4.18	9.15	-	1	1243	16440
***SLT67TG**	3-1/2"	3-1/2"	3.406	3.915	11.18	1.18	5.25	11.22	-	1	1914	16445
***SLT68TG**	4"	4"	3.882	4.411	12.98	1.25	5.78	12.54	-	1	2399	16450

*Hot Dipped Galvanized



MALLEABLE IRON/HOT DIPPED GALVANIZED 45° LIQUIDTIGHT CONNECTORS

FOR LIQUIDTIGHT FLEXIBLE METALLIC CONDUIT

New Product



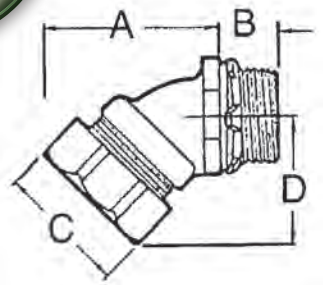

TYPE SLT35-45TMG

APPLICATION

To secure, ground and seal Liquidtight Flexible Metal conduit to boxes and enclosures.

FEATURES

- Tapered threaded male hub NPT
- Compact, slim diameter with small turning radius
- Furnished with an insulated throat with steel locknut and sealing ring
- Liquidtight/Raintight/Oiltight
- Suitable for wet locations
- Long ferrule prevents pullout and tight bend conduit "pop-out"
- UL Listed liquidtight flexible metal conduit fittings are suitable for use in the following Hazardous Locations under NEC 501-4(b), 502-4(a)(2); Class I, Div.2; Class II, Div. 1 and 2; and Class III, Div. 1 and 2 and are suitable for grounding in sizes 3/8" through 1-1/2" under NEC 35I-I

STANDARD MATERIALS

Malleable Iron/Steel Ferrule

STANDARD FINISH

Hot Dipped Galvanized/Zinc Plated

OPTIONAL FINISH

For Malleable Iron / Zinc Plated, please remove suffix 'MG' from Mechanical Galvanized Catalog Number and see page 126.

c UL us **UL LISTED** E198258

All Furnished with Insulated Throats

CATALOG NUMBER	TRADE SIZE	KO SIZE	I.D.	O.D.	DIM A	DIM B	DIM C	DIM D	UNIT PACK	MASTER PACK	LBS./ 100 PCS.	UPC #
SLT35-45TMG	1/2"	1/2"	0.590	0.793	1.25	0.50	1.28	1.51	10	100	29	16407
SLT36-45TMG	3/4"	3/4"	0.785	1.020	1.28	0.52	1.55	1.54	10	100	42	16412
SLT37-45TMG	1"	1"	0.980	1.261	1.43	0.65	1.80	1.81	5	50	66	16417
SLT38-45TMG	1-1/4"	1-1/4"	1.330	1.605	1.50	0.66	2.25	2.16	-	10	90	16422
SLT39-45TMG	1-1/2"	1-1/2"	1.530	1.844	1.61	0.73	2.44	2.43	-	10	112	16427
SLT40-45TMG	2"	2"	1.995	2.337	1.76	0.75	2.97	2.82	-	5	179	16432
SLT65-45TG	2-1/2"	2-1/2"	2.341	2.797	2.18	1.01	4.01	4.41	-	1	582	16437
SLT66-45TG	3"	3"	2.939	3.418	2.50	1.15	4.18	5.50	-	1	869	16442
SLT67-45TG	3-1/2"	3-1/2"	3.406	3.915	2.61	1.18	5.25	5.93	-	1	1296	16447
SLT68-45TG	4"	4"	3.882	4.411	2.74	1.25	5.78	8.34	-	1	1539	16452



SteelElectric PRODUCTS

Ph: 718.259.6100 / 800.626.1223 Fax: 718.331.1874
www.sepco-usa.com

MALLEABLE IRON/HOT DIPPED GALVANIZED STRAIGHT LIQUIDTIGHT CONNECTORS

WITH COPPER LUGS FOR LIQUIDTIGHT FLEXIBLE METALLIC CONDUIT

New Product



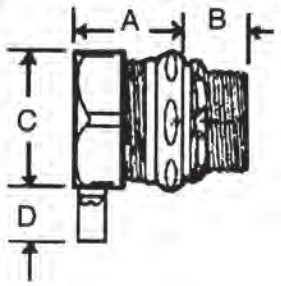

TYPE SLT27CLTMG

APPLICATION

Connects conduit and terminates bonding conductor run externally across liquidtight conduit.

FEATURES

- Tapered threaded male hub NPT
- Compact, slim diameter with small turning radius
- Furnished with Insulated throat, steel locknut, and sealing ring
- Liquidtight/Raintight/Oiltight
- Suitable for grounding & wet locations
- Long ferrule prevents pullout and tight bend conduit 'pop-out'
- UL Listed liquidtight flexible metal conduit fittings are suitable for use in the following Hazardous Locations under NEC 501-4(b), 502-4(a)(2); Class I, Div.2; Class II, Div. 1 and 2; and Class III, Div. 1 and 2 and are suitable for grounding in sizes 3/8" through 1-1/2" under NEC 351-I

STANDARD MATERIALS

Malleable Iron/Steel Ferrule/Copper Grounding Lug

STANDARD FINISH

Hot Dipped Galvanized/Zinc Plated

OPTIONAL FINISH

For Malleable Iron / Zinc Plated, please remove suffix 'MG' from Mechanical Galvanized Catalog Number and see page 130.

c UL us **UL LISTED** E93683

All Furnished with Insulated Throats

CATALOG NUMBER	TRADE SIZE	LUG SIZE	I.D.	O.D.	DIM A	DIM B	DIM C	DIM D	UNIT PACK	MASTER PACK	LBS. / 100 PCS.	UPC #
SLT27CLTMG	1/2"	#4-#14	0.590	0.793	1.25	0.50	1.28	0.75	25	250	20	50503
SLT28CLTMG	3/4"	#4-#14	0.785	1.020	1.28	0.52	1.55	0.75	10	100	31	50506
SLT29CLTMG	1"	#4-#14	0.980	1.261	1.43	0.65	1.80	0.75	5	50	42	50509
SLT30CLTMG	1-1/4"	#4-#14	1.330	1.605	1.50	0.66	2.25	0.75	5	50	57	50512
SLT31CLTMG	1-1/2"	#4-#14	1.530	1.844	1.61	0.73	2.44	0.75	10	50	73	50515
SLT32CLTMG	2"	#4-#14	1.995	2.337	1.76	0.75	2.97	0.75	5	25	101	50518
SLT33CLTMG	2-1/2"	#1/0-#8	2.341	2.797	2.18	1.01	4.01	1.13	1	10	373	50521
SLT34CLTMG	3"	#1/0-#8	2.939	3.418	2.50	1.15	4.18	1.13	1	10	465	50524
SLT60CLTMG	3-1/2"	#3/0-#6	3.406	3.915	2.61	1.18	5.25	1.50	1	10	686	50527
SLT61CLTMG	4"	#3/0-#6	3.882	4.411	2.74	1.25	5.78	1.50	1	5	807	50530
SLT62CLTG	5"	#6-#250 MCM	391.77	460.78	3.13	1.50	6.06	1.69	-	1	1058	50531
SLT63CLTG	6"	#6-#250 MCM	484.65	570.18	3.13	1.56	7.50	1.69	-	1	1395	50532



MALLEABLE IRON/HOT DIPPED GALVANIZED 90° LIQUIDTIGHT CONNECTORS

WITH COPPER LUGS FOR LIQUIDTIGHT FLEXIBLE METALLIC CONDUIT

New Product



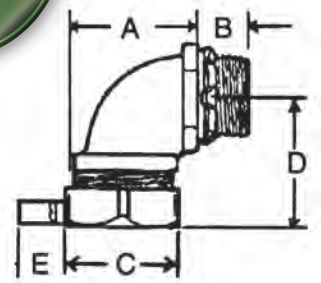

TYPE SLT35CLTMG

APPLICATION

Connects conduit and terminates bonding conductor run externally across liquidtight conduit.

FEATURES

- Tapered threaded male hub NPT
- Compact, slim diameter with small turning radius
- Furnished with Insulated throat, steel locknut, and sealing ring
- Liquidtight/Raintight/Oiltight
- Suitable for grounding and wet locations
- Long ferrule prevents pullout and tight bend conduit 'pop-out'
- UL Listed liquidtight flexible metal conduit fittings are suitable for use in the following Hazardous Locations under NEC 501-4(b), 502-4(a)(2); Class I, Div.2; Class II, Div. 1 and 2; and Class III, Div. 1 and 2 and are suitable for grounding in sizes 3/8" through 1-1/2" under NEC 35I-I

STANDARD MATERIALS

Malleable Iron/Steel Ferrule/Copper Grounding Lug

STANDARD FINISH

Hot Dipped Galvanized/Zinc Plated

OPTIONAL FINISH

For Malleable Iron / Zinc Plated, please remove suffix 'MG' from Mechanical Galvanized Catalog Number and see page 131.

c UL us **UL LISTED**
E93683

All Furnished with Insulated Throats

CATALOG NUMBER	TRADE SIZE	LUG SIZE	I.D.	O.D.	DIM A	DIM B	DIM C	DIM D	DIM E	UNIT PACK	MASTER PACK	LBS. / 100 PCS.	UPC #
SLT35CLTMG	1/2"	#4-#14	0.590	0.793	1.43	0.50	1.28	1.37	0.75	10	100	20	16405
SLT36CLTMG	3/4"	#4-#14	0.785	1.020	1.62	0.52	1.55	1.50	0.75	10	100	31	16410
SLT37CLTMG	1"	#4-#14	0.980	1.261	1.93	0.65	1.80	1.81	0.75	5	50	42	16415
SLT38CLTMG	1-1/4"	#4-#14	1.330	1.605	2.37	0.66	2.25	1.94	0.75	-	10	57	16420
SLT39CLTMG	1-1/2"	#4-#14	1.530	1.844	2.68	0.73	2.44	2.40	0.75	-	10	73	16425
SLT40CLTMG	2"	#4-#14	1.995	2.337	3.18	0.75	2.97	2.64	0.75	-	5	101	16430
SLT65CLTG	2-1/2"	#1/0-#8	2.341	2.797	8.31	1.01	4.01	7.81	1.13	-	1	373	16435
SLT66CLTG	3"	#1/0-#8	2.939	3.418	9.80	1.15	4.18	9.15	1.13	-	1	465	16440
SLT67CLTG	3-1/2"	#3/0-#6	3.406	3.915	11.18	1.18	5.25	11.22	1.50	-	1	686	16445
SLT68CLTG	4"	#3/0-#6	3.882	4.411	12.93	1.25	5.78	12.54	1.50	-	1	807	16450



SteelElectric PRODUCTS
Ph: 718.259.6100 / 800.626.1223 Fax: 718.331.1874
www.sepco-usa.com

MALLEABLE IRON/HOT DIPPED GALVANIZED 45° LIQUIDTIGHT CONNECTORS

WITH COPPER LUGS FOR LIQUIDTIGHT FLEXIBLE METALLIC CONDUIT

New Product



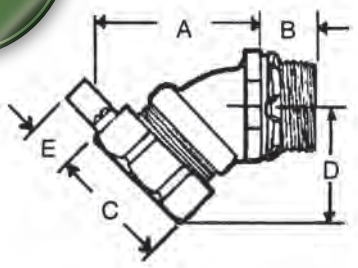

TYPE SLT35-45CLTMG

APPLICATION

Connects conduit and terminates bonding conductor run externally across liquidtight conduit.

FEATURES

- Tapered threaded male hub NPT
- Compact, slim diameter with small turning radius
- Furnished with Insulated throat, steel locknut, and sealing ring
- Liquidtight/Raintight/Oiltight
- Suitable for grounding
- Long ferrule prevents pull-out and tight bend conduit “pop-out”
- UL Listed liquidtight flexible metal conduit fittings are suitable for use in the following Hazardous Locations under NEC 501-4(b), 502-4(a)(2); Class I, Div.2; Class II, Div. 1 and 2; and Class III, Div. 1 and 2 and are suitable for grounding in sizes 3/8” through 1-1/2” under NEC 35I-I.

STANDARD MATERIALS

Malleable Iron/Steel Ferrule/Copper Grounding Lug

STANDARD FINISH

Hot Dipped Galvanized/Zinc Plated

OPTIONAL FINISH

For Malleable Iron / Zinc Plated, please remove suffix ‘MG’ from Mechanical Galvanized Catalog Number and see page 132.

c UL us **UL LISTED**
E93683

All Furnished with Insulated Throats

CATALOG NUMBER	TRADE SIZE	LUG SIZE	I.D.	O.D.	DIM A	DIM B	DIM C	DIM D	DIM E	UNIT PACK	MASTER PACK	LBS. / 100 PCS.	UPC #
SLT35-45CLTMG	1/2”	#4-#14	0.590	0.793	1.64	0.50	1.28	1.51	0.75	10	100	20	50569
SLT36-45CLTMG	3/4”	#4-#14	0.785	1.020	1.68	0.52	1.55	1.54	0.75	10	100	31	50572
SLT37-45CLTMG	1”	#4-#14	0.980	1.261	2.16	0.65	1.80	1.81	0.75	5	50	42	50575
SLT38-45CLTMG	1-1/4”	#4-#14	1.330	1.605	2.50	0.66	2.25	2.16	0.75	-	10	57	50578
SLT39-45CLTMG	1-1/2”	#4-#14	1.530	1.844	3.10	0.73	2.44	2.43	0.75	-	10	73	50581
SLT40-45CLTMG	2”	#4-#14	1.995	2.337	3.28	0.75	2.97	2.82	0.75	-	5	101	50584
SLT65-45CLTG	2-1/2”	#1/0-#8	2.341	2.797	6.67	1.01	4.01	4.41	1.13	-	1	373	50587
SLT66-45CLTG	3”	#1/0-#8	2.939	3.418	8.01	1.15	4.18	5.50	1.13	-	1	465	50590
SLT67-45CLTG	3-1/2”	#3/0-#6	3.406	3.915	9.55	1.18	5.25	5.93	1.50	-	1	686	50593
SLT68-45CLTG	4”	#3/0-#6	3.882	4.411	10.64	1.25	5.78	8.34	1.50	-	1	807	50596



MALLEABLE IRON/HOT DIPPED GALVANIZED ONE-HOLE STRAPS

FOR THREADED RIGID CONDUIT AND IMC

New Product

APPLICATION

Click-on type one-hole straps for rigid conduit or IMC. Provides support for the conduits, as required by the National Electrical Code.

FEATURES

- Heavy Duty Casting

STANDARD MATERIALS

Malleable Iron

STANDARD FINISH

Hot Dipped Galvanized/Zinc Plated

OPTIONAL FINISH

For Malleable Iron / Zinc Plated, please remove suffix 'G' from Hot Dipped Galvanized Catalog Number and see page 86.

c UL us **UL LISTED** E198338



TYPE 133G

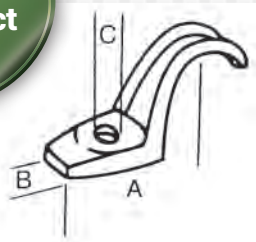

CATALOG NUMBER	TRADE SIZE	DIM A	DIM B	DIM C	UNIT PACK	MASTER PACK	LBS. / 100 PCS.	UPC #
132G	1/2"	1.437	0.625	0.312	100	1000	6	70200
133G	3/4"	1.750	0.750	0.312	100	1000	8	70201
134G	1"	2.125	0.937	0.312	50	500	9	70202
135G	1-1/4"	2.375	1.062	0.437	-	100	22	70203
136G	1-1/2"	2.750	1.062	0.500	-	50	32	70204
137G	2"	3.937	1.250	0.562	-	50	44	70205
138G	2-1/2"	3.937	1.250	0.562	-	25	66	70206
139G	3"	5.187	1.750	0.562	-	10	159	70207
141G	3-1/2"	5.562	2.125	0.750	-	10	185	70208
148G	4"	6.500	2.250	0.750	-	10	221	70209
150G	5"	10.040	2.750	0.750	-	5	369	70210
152G	6"	12.500	3.130	0.750	-	5	631	70211

MALLEABLE IRON/HOT DIPPED GALVANIZED CLAMP BACK SPACERS

FOR THREADED RIGID CONDUIT AND IMC

New Product

APPLICATION

Provides space between conduit and mounting surface, for use with malleable iron or aluminum straps.

FEATURES

- Heavy Duty Casting
- Can be used with one hole straps.

STANDARD MATERIALS

Malleable Iron

STANDARD FINISH

Hot Dipped Galvanized/Zinc Plated

OPTIONAL FINISH

For Malleable Iron / Zinc Plated, please remove suffix 'G' from Hot Dipped Galvanized Catalog Number and see page 86.

c UL us **UL LISTED** E198338



TYPE 901G

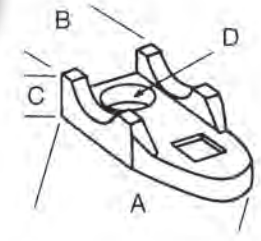

CATALOG NUMBER	TRADE SIZE	DIM A	DIM B	DIM C	DIM D	UNIT PACK	MASTER PACK	LBS. / 100 PCS.	UPC #
900G	1/2"	2.000	1.000	0.500	0.313	100	1000	8	70212
901G	3/4"	2.300	1.060	0.500	0.313	100	500	12	70213
902G	1"	2.320	1.250	0.560	0.375	50	500	16	70214
903G	1-1/4"	3.430	1.870	0.750	0.438	50	250	22	70215
904G	1-1/2"	3.810	1.870	0.810	0.438	-	25	35	70216
905G	2"	4.750	1.920	1.000	0.563	-	25	51	70217
906G	2-1/2"	5.750	2.410	1.000	0.563	-	25	81	70218
907G	3"	6.780	2.620	1.000	0.563	-	25	83	70219
908G	3-1/2"	7.120	2.870	1.060	0.750	-	20	148	70220
909G	4"	8.830	3.060	1.060	0.750	-	10	199	70221
910G	5"	10.125	3.750	1.188	0.750	-	10	344	70222
911G	6"	12.188	4.000	1.500	0.750	-	10	419	70223

SteelElectric PRODUCTS

Ph: 718.259.6100 / 800.626.1223 Fax: 718.331.1874
www.sepco-usa.com

MALLEABLE IRON/HOT DIPPED GALVANIZED CABLE SUPPORTS-BODY ONLY

FOR THREADED RIGID CONDUIT AND IMC

New Product

APPLICATION

For supporting non-armored electrical cables in vertical conduit risers

FEATURES

- Threaded for Rigid Conduit and IMC
- The fastest and easiest type cable support to install
- Equipped with tapered phenolic bushing

STANDARD MATERIAL

Malleable Iron

STANDARD FINISH

Hot Dipped Galvanized

c UL us **UL LISTED** E198258



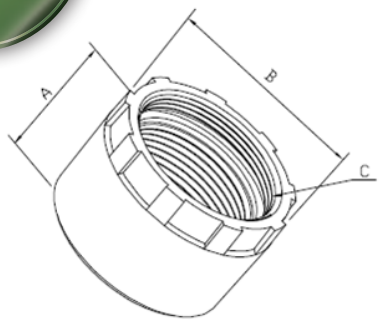

TYPE CSB-200

CATALOG NUMBER	TRADE SIZE	DIM A	DIM B	DIM C	UNIT PACK	MASTER PACK	LBS. / 100 PCS.	UPC #
CSB-200	2”	2.375	2.625	2”-8 NPSM	1	10	175	50035
CSB-250	2-1/2”	2.520	3.610	2 1/2”-8 NPSM	1	10	225	50036
CSB-300	3”	2.750	4.290	3”-8 NPSM	1	10	282	50037
CSB-350	3-1/2”	3.100	4.960	3 1/2”-8 NPSM	1	5	335	50038
CSB-400	4”	3.100	5.520	4”-8 NPSM	1	5	470	50049

Ph: 718.259.6100 / 800.626.1223 Fax: 718.331.1874
www.sepco-usa.com







RIGID-IMC FITTINGS

FS and FD Device Boxes - Single Gang 26
FS and FD Device Box Covers - Single Gang 27
FS and FD Device Boxes - Double Gang 28
FS and FD Device Box Covers - Double Gang 29
Malleable Iron/Hot Dipped Galvanized Moguls with Cover, Gasket & Rollers 30
Malleable Iron/Hot Dipped Galvanized Moguls with Cover and Gasket 32
Malleable Iron Threaded Conduit Bodies 35
Malleable Iron/Hot Dipped Galvanized Threaded Conduit Bodies 38
Form 7 Conduit Bodies 41
Aluminum Threaded Conduit Bodies 44
Aluminum Threaded Conduit Bodies with Cover and Gasket 47
Aluminum Combination Conduit Bodies with Cover and Gasket 50
Conduit Body Covers 53
Malleable Iron Conduit Body Covers 54
Malleable Iron/Hot Dipped Galvanized Conduit Body Covers 54
Neoprene Gaskets 55
Form 7 Conduit Body Covers 56
Malleable Iron Insulated Grounding Bushings 57
Malleable Iron/Hot Dipped Galvanized Insulated Grounding Bushings 58
Malleable Iron Threadless Insulated Grounding Bushings 59
Specification Grade Bronze Insulated Grounding Bushing 60
Zinc Insulated Grounding Bushings 61
Malleable Iron Insulated Bushings 62
Zinc Insulated Bushings 63
Malleable Iron and Zinc Conduit Bushings 64
Malleable Iron/Hot Dipped Galvanized Cable Supports-Body Only 65
Conduit Capped Bushings 66
Conduit Metal Pennies 66
Phenolic Insulating Couplings 67
Plastic Bushings 68
Offset Conduit Nipples 69
Zinc Conduit Nipples 70
Malleable Iron Conduit Nipples 71
Malleable Iron Watertight Conduit Hubs 72
Malleable Iron/Hot Dipped Galvanized Watertight Conduit Hubs 72
Watertight Conduit Hubs 73
Standard Conduit Locknuts 74
Malleable Iron 3-Piece Couplings 76
Malleable Iron/Hot Dipped Galvanized 3-Piece Couplings 76
Malleable Iron Rigid Compression Connectors 77
Malleable Iron Rigid Compression Couplings 78
Malleable Iron Rigid Set-Screw Connectors 79
Malleable Iron Rigid Set-Screw Couplings 80
Combination Couplings 81
Malleable Iron 90° Pull Elbows 83
Zinc 90° Pull Elbows 84
Malleable Iron Split Couplings 85
Malleable Iron One-Hole Straps 86
Malleable Iron Clamp Back Spacers 86
Malleable Iron/Hot Dipped Galvanized One-Hole Straps 87
Malleable Iron/Hot Dipped Galvanized Clamp Back Spacers 87
Steel One-Hole Straps and Steel Two-Hole Straps 88
Conduit Reducer Bushings 89
Conduit Hex Reducer Bushings 90
Conduit Reducing Washers 91
Pipe Plugs 92
Floor Flanges and Enlargers 93

FS AND FD DEVICE BOXES - SINGLE GANG

FOR THREADED RIGID CONDUIT AND IMC

APPLICATION

Accommodates wiring devices and provides opening to splice, tap or pull conductors.

FEATURES

- Tapered threaded hubs (NPT) with integral bushing
- Internal grounding screw
- Suitable for use in wet locations when used with gasketed covers
- Surface mounting lugs

STANDARD MATERIALS

Malleable Iron

STANDARD FINISH

Zinc Plated

c UL us **UL LISTED**
E198259

OPTIONAL FINISH

For additional corrosion protection, specify Hot Dipped Galvanized. Add suffix 'G' to Malleable Iron catalog number. Example FD-50G. Please call factory for pricing and availability.



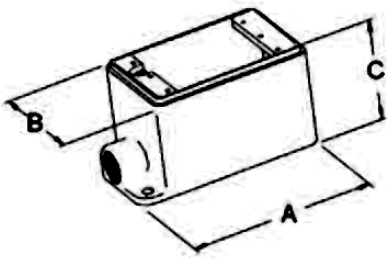

TYPE FD-50

CATALOG NUMBER	TRADE SIZE	DIM A	DIM B	DIM C	UNIT PACK	MASTER PACK	LBS. / 100 PCS.	UPC #
FS-50	1/2"	5.250	2.938	2.125	1	5	221	90116
FS-75	3/4"	5.250	2.938	2.125	1	5	233	90117
FS-100	1"	5.250	2.938	2.125	1	5	242	90118
FD-50	1/2"	5.250	3.000	2.875	1	5	272	90119
FD-75	3/4"	5.250	3.000	2.875	1	5	278	90120
FD-100	1"	5.250	3.000	2.875	1	5	283	90121



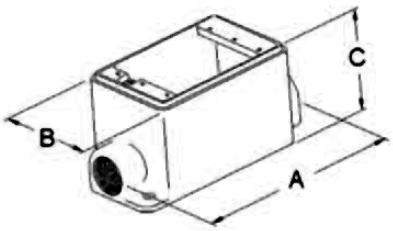

TYPE FSC-50

CATALOG NUMBER	TRADE SIZE	DIM A	DIM B	DIM C	UNIT PACK	MASTER PACK	LBS. / 100 PCS.	UPC #
FSC-50	1/2"	6.063	2.938	2.125	1	5	234	90122
FSC-75	3/4"	6.063	2.938	2.125	1	5	240	90123
FSC-100	1"	6.063	2.938	2.125	1	5	250	90124
FDC-50	1/2"	6.063	3.000	2.875	1	5	293	90125
FDC-75	3/4"	6.063	3.000	2.875	1	5	305	90126
FDC-100	1"	6.063	3.000	2.875	1	5	313	90127

SteelElectric PRODUCTS

Ph: 718.259.6100 / 800.626.1223 Fax: 718.331.1874
www.sepco-usa.com

FS AND FD DEVICE BOX COVERS - SINGLE GANG

FEATURES

- Blank cover with gasket for enclosing splices and taps where device is not used
- For square handle general use snap or toggle switchesguarded
- For standard and 3-pole, 2 wire grounding type duplex convenience receptacles
- Each cover individually bagged and supplied with screws

STANDARD MATERIALS

Steel

STANDARD FINISH

Zinc Plated

c UL us **UL LISTED** E198259



GASKET / BLANK **TOGGLE** **DUPLEX** **GROUND FAULT INTERRUPTER (GFI)**

CATALOG NUMBER	TYPE	UNIT PACK	MASTER PACK	LBS. / 100 PCS.	UPC #
FSFDCS1	Blank	5	50	18	10110
FSFDCS2	Toggle Switch	5	50	17	10111
FSFDCS3	Duplex Receptacle	5	50	14	10112
FSFDCS4	Ground Fault Interrupter (GFI)	5	50	13	10113

STANDARD MATERIALS

Malleable Iron

STANDARD FINISH

Zinc Plated

c UL us **UL LISTED** E198259



BLANK **TOGGLE** **DUPLEX**

OPTIONAL FINISH

For additional corrosion protection, specify Hot Dipped Galvanized. Add suffix 'G' to Malleable Iron catalog number. Example FSFDCM1G. Please call factory for pricing and availability.

CATALOG NUMBER	TYPE	UNIT PACK	MASTER PACK	LBS. / 100 PCS.	UPC #
FSFDCM1	Blank	5	50	56	10114
FSFDCM2	Toggle Switch	5	50	63	10115
FSFDCM3	Duplex Receptacle	5	50	54	10116

STANDARD MATERIALS

Neoprene Gasket

CATALOG NUMBER	TYPE	UNIT PACK	MASTER PACK	LBS. / 100 PCS.	UPC #
FSFDCG	Gasket	10	100	3	10117

FS AND FD DEVICE BOXES - DOUBLE GANG

FOR THREADED RIGID CONDUIT AND IMC

APPLICATION

Accommodates wiring devices and provides opening to splice, tap or pull conductors.

FEATURES

- Tapered threads (NPT) with integral bushings
- 2 grounding screws located on top and bottom for easy access
- Suitable for use in wet locations when used with FSFD2-CS1 and FSFD-CG
- Gray Iron is suitable for concrete use

STANDARD MATERIALS

Gray Iron

STANDARD FINISH

Zinc Plated

c UL us **UL LISTED**
E198259

OPTIONAL FINISH

Also available in Hot Dipped Galvanized finish upon request. Add suffix 'G' to Gray Iron catalog number. Example: FD2-50G. Please call factory for pricing and availability.

New Product



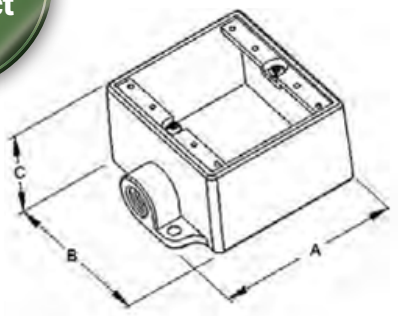

TYPE FD2-50

CATALOG NUMBER	TRADE SIZE	DIM A	DIM B	DIM C	UNIT PACK	MASTER PACK	LBS. / 100 PCS.	UPC #
FS2-50	1/2"	5.125	5.625	2.063	1	10	297	54006
FS2-75	3/4"	5.125	5.625	2.063	1	10	300	54007
FS2-100	1"	5.125	5.625	2.063	1	10	317	54008
FD2-50	1/2"	5.125	5.625	2.875	1	10	369	54000
FD2-75	3/4"	5.125	5.625	2.875	1	10	375	54001
FD2-100	1"	5.125	5.625	2.875	1	10	376	54002

New Product



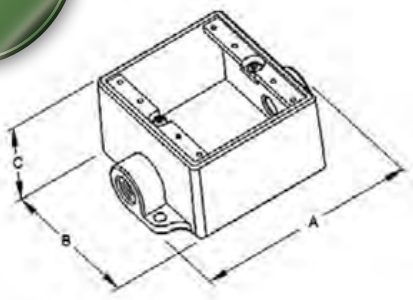

TYPE FSC2-50

CATALOG NUMBER	TRADE SIZE	DIM A	DIM B	DIM C	UNIT PACK	MASTER PACK	LBS. / 100 PCS.	UPC #
FSC2-50	1/2"	5.938	5.625	2.063	1	10	302	54009
FSC2-75	3/4"	5.938	5.625	2.063	1	10	315	54010
FSC2-100	1"	5.938	5.625	2.063	1	10	335	54011
FDC2-50	1/2"	5.938	5.625	2.875	1	10	405	54003
FDC2-75	3/4"	5.938	5.625	2.875	1	10	415	54004
FDC2-100	1"	5.938	5.625	2.875	1	10	418	54005

SteelElectric PRODUCTS

Ph: 718.259.6100 / 800.626.1223 Fax: 718.331.1874
www.sepco-usa.com

FS AND FD DEVICE BOX COVERS - DOUBLE GANG

FOR THREADED RIGID CONDUIT AND IMC

FEATURES

- Each cover comes with captive screws
- FSFD-CS1- Raintight if used with FSFD2-CG

STANDARD MATERIALS

Steel

STANDARD FINISH

Zinc Plated

c UL us **UL LISTED** E198259

New Product



BLANK



UNGUARDED SQUARE HANDLE SWITCH



DUPLEX RECEPTACLE



GFI RECEPTACLE



UNGUARDED SQUARE HANDLE SWITCH / DUPLEX RECEPTACLE



UNGUARDED SQUARE HANDLE SWITCH / ROUND RECEPTACLE

CATALOG NUMBER	TYPE	UNIT PACK	MASTER PACK	LBS. / 100 PCS.	UPC #
FSFD2-CS1	Blank	-	5	40	50415
FSFD2-CS2	Unguarded Square Handle Switch	-	10	37	50418
FSFD2-CS3	Duplex Receptacle	-	10	30	50416
FSFD2-CS4	GFI Receptacle	-	5	26	50417
FSFD2-CS5	Unguarded Square Handle Switch/ Duplex Receptacle	-	10	33	50420
FSFD2-CS6	Unguarded Square Handle Switch/ Round Receptacle	-	10	35	50419

FEATURES

- Each cover comes with captive screws
- FSFD-CM1- Raintight if used with FSFD2-CG

STANDARD MATERIALS

Gray Iron

STANDARD FINISH

Zinc Plated

OPTIONAL FINISH

Also available in Hot Dipped Galvanized finish upon request. Add suffix 'G' to Gray Iron catalog number. Example: FSFD-CM1G. Please call factory for pricing and availability.

c UL us **UL LISTED** E198259

New Product



BLANK



GUARDED SQUARE HANDLE SWITCH



GASKET

CATALOG NUMBER	TYPE	UNIT PACK	MASTER PACK	LBS. / 100 PCS.	UPC #
FSFD2-CM1	Blank	1	10	89	54013
FSFD2-CM2	Guarded Square Handle Switch	1	10	94	54014

STANDARD MATERIALS

Neoprene Rubber

CATALOG NUMBER	TYPE	UNIT PACK	MASTER PACK	LBS. / 100 PCS.	UPC #
FSFD2-CG	Gasket	-	20	4	54012

MALLEABLE IRON/HOT DIPPED GALVANIZED MOGULS WITH COVER, GASKET & ROLLERS

FOR THREADED RIGID CONDUIT AND IMC

APPLICATION

- Larger body size facilitates pulling of large and heavy conductors. Specially designed raised cast covers provide additional wiring area.
- SEPCO Moguls are used for pulling straight, 45° or 90° angle turns and/or making taps and splices.

FEATURES

- Exclusive built-in rollers facilitate cable pulling from sizes 1 1/4" - 4".
- Smooth, rounded integral bushing in each hub protects conductor insulation.
- Accurately taped, tapered threads for tight, rigid joints and ground continuity.
- Covers have captive stainless steel screws to speed installation, prevent 'freezing' of screws.
- Length Requirement: distance between centerline of each hub bushing (conduit stop) exceeds eight times the trade diameter of the conduit per NEC 314.28(A)(2).

STANDARD MATERIALS

Bodies and Covers: Malleable Iron
Gaskets: Neoprene
Screws: Stainless Steel

STANDARD FINISH

Bodies and Covers: Hot-Dipped Galvanized

c UL us **UL LISTED**
E198259



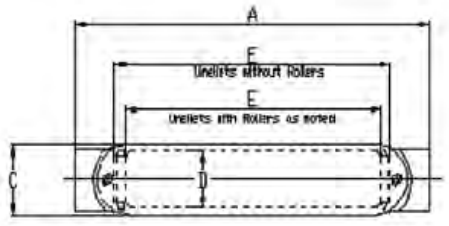

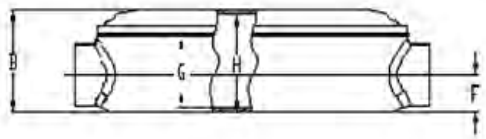

TYPE MC100G

CATALOG NUMBER	TRADE SIZE	MAX WIRE SIZE	VOL. CU.IN.	UNIT PACK	MASTER PACK	LBS. / 100 PCS.	UPC#
MC100G	1"	3 #2 AWG	31.00	—	1	390	10039
MC125G	1-1/4"	3 #1/0 AWG	50.00	—	1	506	10040
MC150G	1-1/2"	3 #3/0 AWG	93.00	—	1	923	10041
MC200G	2"	3 #300 MCM	143.00	—	1	1327	10042
MC250G	2-1/2"	3 #400 MCM	335.00	—	1	2751	10043
MC300G	3"	3 #700 MCM	475.00	—	1	3618	10044
MC350G	3-1/2"	3 #900 MCM	830.00	—	1	5464	10045
MC400G	4"	3 #1000 MCM	1010.00	—	1	6478	10046

CATALOG NUMBER	DIM A	DIM B	DIM C	DIM D	DIM E	DIM F	DIM G	DIM H	NUMBER OF COVER HOLES
MC100G	9.88	2.78	2.36	1.85	6.61	0.93	1.82	2.46	2
MC125G	12.20	3.43	2.44	1.93	7.83	1.14	2.27	3.11	2
MC150G	14.17	3.86	3.15	2.56	9.88	1.34	2.57	3.43	2
MC200G	18.15	4.41	3.15	2.52	13.29	1.63	3.13	3.98	2
MC250G	23.35	5.22	4.65	3.74	13.68	1.81	3.61	4.72	4
MC300G	27.17	6.06	4.72	3.66	21.04	2.20	4.45	5.57	4
MC350G	31.57	7.05	5.72	4.57	24.98	2.50	4.72	6.50	4
MC400G	35.55	7.56	5.72	4.57	29.11	2.76	5.23	7.01	4

SteelElectric PRODUCTS
Ph: 718.259.6100 / 800.626.1223 Fax: 718.331.1874
www.sepco-usa.com

MALLEABLE IRON/HOT DIPPED GALVANIZED MOGULS WITH COVER, GASKET & ROLLERS

FOR THREADED RIGID CONDUIT AND IMC

APPLICATION

- Larger body size facilitates pulling of large and heavy conductors. Specially designed raised cast covers provide additional wiring area.
- SEPCO Moguls are used for pulling straight, 45° or 90° angle turns and/or making taps and splices.

FEATURES

- Exclusive built-in rollers facilitate cable pulling from sizes 1 1/4" - 4".
- Smooth, rounded integral bushing in each hub protects conductor insulation.
- Accurately taped, tapered threads for tight, rigid joints and ground continuity.
- Covers have captive stainless steel screws to speed installation, prevent 'freezing' of screws.
- Length Requirement: distance between centerline of each hub bushing (conduit stop) exceeds six times the trade diameter of the conduit per NEC 314.28(A)(2).

STANDARD MATERIALS

Bodies and Covers: Malleable Iron
Gaskets: Neoprene
Screws: Stainless Steel

STANDARD FINISH

Bodies and Covers: Hot-Dipped Galvanized

c UL us **UL LISTED**
E198259



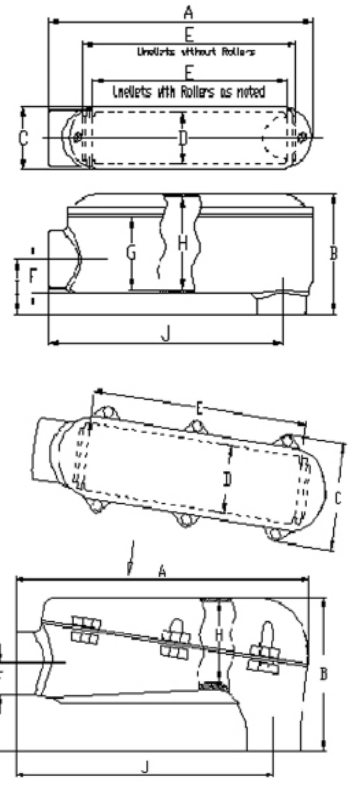

TYPE MLB100G

CATALOG NUMBER	TRADE SIZE	MAX WIRE SIZE	VOL. CU.IN.	UNIT PACK	MASTER PACK	LBS. / 100 PCS.	UPC#
MLB100G	1"	3 #2 AWG	31.00	—	1	366	10047
MLB125G	1-1/4"	3 #1/0 AWG	48.00	—	1	476	10048
MLB150G	1-1/2"	3 #3/0 AWG	107.00	—	1	831	10049
MLB200G	2"	3 #300 MCM	145.00	—	1	1224	10050
MLB250G	2-1/2"	3 #400 MCM	210.00	—	1	2104	10055
MLB300G	3"	3 #700 MCM	345.00	—	1	3237	10052
MLB350G	3-1/2"	3 #900 MCM	500.00	—	1	4427	10053
MLB400G	4"	3 #1000 MCM	740.00	—	1	5865	10054

CATALOG NUMBER	DIM A	DIM B	DIM C	DIM D	DIM E	DIM F	DIM G	DIM H	DIM I	DIM J	NUMBER OF COVER HOLES
MLB100G	8.90	3.75	2.38	1.87	6.57	0.94	1.88	2.52	1.89	7.87	2
MLB125G	9.65	4.86	2.40	1.89	6.47	1.16	2.70	3.52	2.19	8.48	2
MLB150G	12.95	5.25	3.07	2.40	9.49	1.38	3.09	4.07	2.36	11.63	2
MLB200G	14.65	6.38	3.11	2.52	10.91	1.61	3.46	4.96	2.64	12.94	2
MLB250G	18.22	8.23	5.79	3.60	13.48	2.15	—	4.36	4.69	16.03	6
MLB300G	21.33	10.37	5.79	3.47	16.95	2.75	—	5.27	5.61	18.62	6
MLB350G	24.65	10.97	6.93	4.53	19.94	3.01	—	5.15	6.63	21.55	6
MLB400G	27.67	13.03	7.01	4.57	23.38	3.43	—	6.85	7.05	24.32	6

MALLEABLE IRON/HOT DIPPED GALVANIZED MOGULS WITH COVER AND GASKET

FOR THREADED RIGID CONDUIT AND IMC

APPLICATION

- Larger body size facilitates pulling of large and heavy conductors. Specially designed raised cast covers provide additional wiring area.
- SEPCO Moguls are used for pulling straight, 45° or 90° angle turns and/or making taps and splices.

FEATURES

- Smooth, rounded integral bushing in each hub protects conductor insulation.
- Accurately taped, tapered threads for tight, rigid joints and ground continuity.
- Covers have captive stainless steel screws to speed installation, prevent 'freezing' of screws.
- Length Requirement: distance between centerline of each hub bushing (conduit stop) exceeds six times the trade diameter of the conduit per NEC 314.28(A)(2).

STANDARD MATERIALS

Bodies and Covers: Malleable Iron
Gaskets: Neoprene
Screws: Stainless Steel

STANDARD FINISH

Bodies and Covers: Hot-Dipped Galvanized

c UL us **UL LISTED**
E198259



New Product

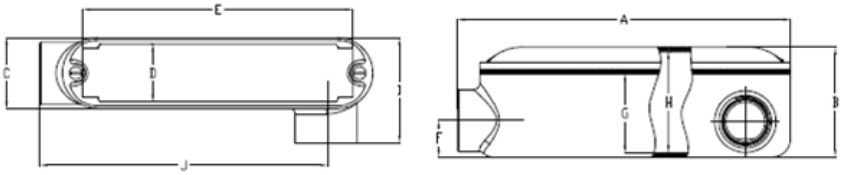

TYPE MLL100G

CATALOG NUMBER	TRADE SIZE	MAX WIRE SIZE	VOL. CU.IN.	UNIT PACK	MASTER PACK	LBS. / 100 PCS.	UPC#
MLL100G	1"	3 #4 AWG	31	-	1	179	10146
MLL125G	1-1/4"	3 #2 AWG	50	-	1	261	10147
MLL150G	1-1/2"	3 #1/0 AWG	93	-	1	459	10148
MLL200G	2"	3 #4/0 AWG	143	-	1	631	10149

CATALOG NUMBER	DIM A	DIM B	DIM C	DIM D	DIM E	DIM F	DIM G	DIM H	DIM I	DIM J	NUMBER OF COVER HOLES
MLL100G	8.94	2.80	2.36	1.85	6.61	0.93	1.84	2.48	3.27	7.76	2
MLL125G	11.16	3.44	2.44	1.93	7.60	1.14	2.28	3.13	3.39	9.94	2
MLL150G	13.27	3.88	3.15	2.56	9.68	1.34	2.57	3.46	4.00	11.69	2
MLL200G	17.02	4.43	3.15	2.52	13.09	1.63	3.14	4.02	4.13	15.45	2

SteelElectric PRODUCTS
Ph: 718.259.6100 / 800.626.1223 Fax: 718.331.1874
www.sepco-usa.com

MALLEABLE IRON/HOT DIPPED GALVANIZED MOGULS WITH COVER AND GASKET

FOR THREADED RIGID CONDUIT AND IMC

APPLICATION

- Larger body size facilitates pulling of large and heavy conductors. Specially designed raised cast covers provide additional wiring area.
- SEPCO Moguls are used for pulling straight, 45° or 90° angle turns and/or making taps and splices.

FEATURES

- Smooth, rounded integral bushing in each hub protects conductor insulation.
- Accurately taped, tapered threads for tight, rigid joints and ground continuity.
- Covers have captive stainless steel screws to speed installation, prevent 'freezing' of screws.
- Length Requirement: distance between centerline of each hub bushing (conduit stop) exceeds six times the trade diameter of the conduit per NEC 314.28(A)(2).

STANDARD MATERIALS

Bodies and Covers: Malleable Iron
Gaskets: Neoprene
Screws: Stainless Steel

STANDARD FINISH

Bodies and Covers: Hot-Dipped Galvanized

c UL us **UL LISTED**
E198259



New Product

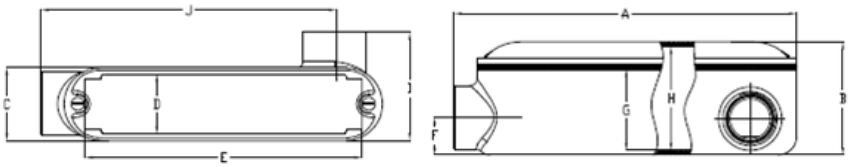

TYPE MLR100G

CATALOG NUMBER	TRADE SIZE	MAX WIRE SIZE	VOL. CU.IN.	UNIT PACK	MASTER PACK	LBS. / 100 PCS.	UPC#
MLR100G	1"	3 #4 AWG	31	-	1	176	10150
MLR125G	1-1/4"	3 #2 AWG	50	-	1	261	10151
MLR150G	1-1/2"	3 #1/0 AWG	93	-	1	435	10152
MLR200G	2"	3 #4/0 AWG	143	-	1	656	10153

CATALOG NUMBER	DIM A	DIM B	DIM C	DIM D	DIM E	DIM F	DIM G	DIM H	DIM I	DIM J	NUMBER OF COVER HOLES
MLR100G	8.94	2.80	2.36	1.85	6.61	0.93	1.84	2.48	3.27	7.76	2
MLR125G	11.16	3.44	2.44	1.93	7.60	1.14	2.28	3.13	3.39	9.94	2
MLR150G	13.27	3.88	3.15	2.56	9.68	1.34	2.57	3.46	4.00	11.69	2
MLR200G	17.02	4.43	3.15	2.52	13.09	1.63	3.14	4.02	4.13	15.45	2

MALLEABLE IRON/HOT DIPPED GALVANIZED MOGULS WITH COVER AND GASKET

FOR THREADED RIGID CONDUIT AND IMC

APPLICATION

- Larger body size facilitates pulling of large and heavy conductors. Specially designed raised cast covers provide additional wiring area.
- SEPCO Moguls are used for pulling straight, 45° or 90° angle turns and/or making taps and splices.

FEATURES

- Smooth, rounded integral bushing in each hub protects conductor insulation.
- Accurately taped, tapered threads for tight, rigid joints and ground continuity.
- Covers have captive stainless steel screws to speed installation, prevent 'freezing' of screws.
- Length Requirement: distance between centerline of each hub bushing (conduit stop) exceeds six times the trade diameter of the conduit per NEC 314.28(A)(2).

STANDARD MATERIALS

Bodies and Covers: Malleable Iron
Gaskets: Neoprene
Screws: Stainless Steel

STANDARD FINISH

Bodies and Covers: Hot-Dipped Galvanized

c UL us **UL LISTED**
E198259



New Product

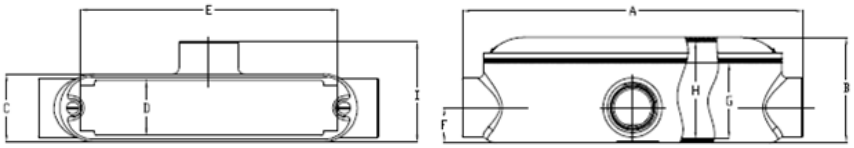

TYPE MT100G

CATALOG NUMBER	TRADE SIZE	MAX WIRE SIZE	VOL. CU.IN.	UNIT PACK	MASTER PACK	LBS. / 100 PCS.	UPC#
MT100G	1"	3 #4 AWG	31	-	1	187	10154
MT125G	1-1/4"	3 #2 AWG	50	-	1	263	10155
MT150G	1-1/2"	3 #1/0 AWG	93	-	1	447	10156
MT200G	2"	3 #4/0 AWG	143	-	1	651	10157

CATALOG NUMBER	DIM A	DIM B	DIM C	DIM D	DIM E	DIM F	DIM G	DIM H	DIM I	NUMBER OF COVER HOLES
MT100G	9.88	2.80	2.36	1.85	6.61	0.93	1.84	2.48	3.27	2
MT125G	12.64	3.44	2.44	1.93	7.60	1.14	2.28	3.13	3.39	2
MT150G	14.17	3.88	3.15	2.56	9.68	1.34	2.57	3.46	4.00	2
MT200G	18.15	4.43	3.15	2.52	13.09	1.63	3.14	4.02	4.02	2

SteelElectric PRODUCTS
Ph: 718.259.6100 / 800.626.1223 Fax: 718.331.1874
www.sepco-usa.com

MALLEABLE IRON THREADED CONDUIT BODIES

FOR THREADED RIGID CONDUIT AND IMC

APPLICATION

To provide access to conductors for pulling, splicing, and maintenance. Threaded for rigid conduit and IMC.

FEATURES

- Tapered threaded hubs (NPT)
- Flat back design for easy mounting close to walls
- Suitable for use in concrete

STANDARD MATERIALS

Malleable Iron

STANDARD FINISH

Zinc Plated

c UL us **UL LISTED**
E198259



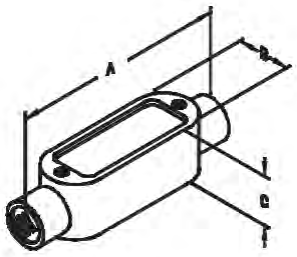

TYPE C1

CATALOG NUMBER	TRADE SIZE	DIM A	DIM B	DIM C	MAX WIRE SIZE	VOL. CU.IN.	UNIT PACK	MASTER PACK	LBS. / 100 PCS.	UPC #
C TYPE										
C1	1/2”	5.375	1.313	1.375	N/A	4.50	10	50	98	43010
C2	3/4”	6.000	1.500	1.688	3 #6 AWG	7.50	10	50	118	43020
C3	1”	7.063	1.813	1.875	3 #4 AWG	12.50	5	25	170	43030
C4	1-1/4”	9.000	2.625	2.750	3 #2 AWG	32.30	—	10	309	43040
C5	1-1/2”	9.000	2.625	2.813	3 #1/0 AWAG	35.30	—	10	368	43050
C6	2”	11.500	3.125	3.313	3 #4/0 AWG	73.00	—	5	553	43060
C7	2-1/2”	15.000	4.313	3.875	3 #250 MCM	138.00	—	1	1216	43070
C8	3”	15.125	4.313	4.750	3 #250 MCM	170.00	—	1	1437	43080
C9	3-1/2”	18.125	4.875	5.625	3 #350 MCM	300.00	—	1	2210	43090
C10	4”	18.125	4.875	5.625	3 #350 MCM	328.00	—	1	2321	43100

OPTIONAL FINISH

For additional corrosion protection, specify Hot Dipped Galvanized. Add suffix ‘G’ to Malleable Iron catalog number. Example LB1G. For more information, see page 11.



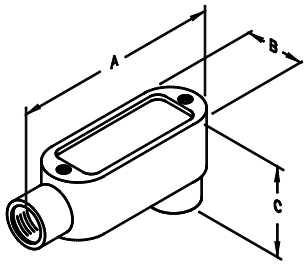

TYPE LB1

CATALOG NUMBER	TRADE SIZE	DIM A	DIM B	DIM C	MAX WIRE SIZE	VOL. CU.IN.	UNIT PACK	MASTER PACK	LBS. / 100 PCS.	UPC #
LB TYPE										
LB1	1/2”	4.688	1.313	2.063	N/A	4.50	10	50	71	40011
LB2	3/4”	5.375	1.500	2.250	3 #6 AWG	7.50	10	50	97	40021
LB3	1”	6.188	1.813	2.625	3 #4 AWG	12.50	5	25	143	40031
LB4	1-1/4”	8.125	2.625	2.750	3 #2 AWG	32.30	—	10	287	40041
LB5	1-1/2”	8.125	2.625	2.813	3 #1/0 AWG	35.30	—	10	332	40051
LB6	2”	10.500	3.125	4.438	3 #4/0 AWG	73.00	—	5	534	40061
LB7	2-1/2”	13.625	4.313	5.375	3 #350 AWG	138.00	—	1	1105	40071
LB8	3”	13.875	4.313	5.875	3 #350 AWG	170.00	—	1	1160	40081
LB9	3-1/2”	16.250	5.625	6.875	3 #500 MCM	300.00	—	1	1989	40091
LB10	4”	16.625	5.625	7.188	3 #500 MCM	328.00	—	1	2100	40101

MALLEABLE IRON THREADED CONDUIT BODIES

FOR THREADED RIGID CONDUIT AND IMC

APPLICATION

To provide access to conductors for pulling, splicing, and maintenance. Threaded for rigid conduit and IMC.

FEATURES

- Tapered threaded hubs (NPT)
- Flat back design for easy mounting close to walls
- Suitable for use in concrete

STANDARD MATERIALS

Malleable Iron

STANDARD FINISH

Zinc Plated

c UL us **UL LISTED**
E198259

OPTIONAL FINISH

For additional corrosion protection, specify Hot Dipped Galvanized. Add suffix 'G' to Malleable Iron catalog number. Example LL1G. For more information, see page 12.



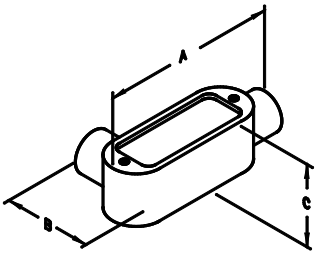

TYPE LL1

CATALOG NUMBER	TRADE SIZE	DIM A	DIM B	DIM C	MAX WIRE SIZE	VOL. CU.IN.	UNIT PACK	MASTER PACK	LBS. / 100 PCS.	UPC #
LL TYPE										
LL1	1/2"	4.688	2.063	1.375	N/A	4.50	10	50	76	41011
LL2	3/4"	5.375	2.250	1.688	3 #6 AWG	7.50	10	50	95	41021
LL3	1"	6.188	2.625	1.875	3 #4 AWG	12.50	5	25	138	41031
LL4	1-1/4"	8.125	2.750	2.750	3 #2 AWG	32.30	—	10	309	41041
LL5	1-1/2"	8.125	3.500	2.813	3 #1/0 AWAG	35.30	—	10	332	41051
LL6	2"	10.500	4.125	3.313	3 #4/0 AWG	73.00	—	5	497	41061
LL7	2-1/2"	13.625	4.688	3.875	3 #300 MCM	138.00	—	1	1105	41071
LL8	3"	13.875	5.875	4.750	3 #350 MCM	170.00	—	1	1437	41081
LL9	3-1/2"	16.250	6.125	5.625	3 #350 MCM	300.00	—	1	2321	41091
LL10	4"	16.250	6.938	5.625	3 #350 MCM	328.00	—	1	2431	41101



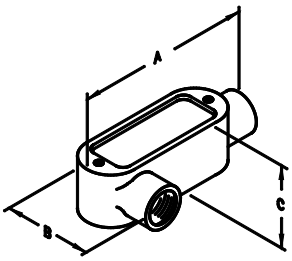

TYPE LR1

CATALOG NUMBER	TRADE SIZE	DIM A	DIM B	DIM C	MAX WIRE SIZE	VOL. CU.IN.	UNIT PACK	MASTER PACK	LBS. / 100 PCS.	UPC #
LR TYPE										
LR1	1/2"	4.688	2.063	1.375	N/A	4.50	10	50	71	42011
LR2	3/4"	5.375	2.250	1.688	3 #6 AWG	7.50	10	50	100	42021
LR3	1"	6.188	2.625	1.875	3 #4 AWG	12.50	5	25	157	42031
LR4	1-1/4"	8.125	2.750	2.750	3 #2 AWG	32.30	—	10	332	42041
LR5	1-1/2"	8.125	2.813	2.813	3 #1/0 AWAG	35.30	—	10	345	42051
LR6	2"	10.500	4.438	3.313	3 #4/0 AWG	73.00	—	5	626	42061
LR7	2-1/2"	13.625	5.375	3.875	3 #300 MCM	138.00	—	1	1105	42071
LR8	3"	13.875	5.875	4.750	3 #350 MCM	170.00	—	1	1437	42081
LR9	3-1/2"	16.250	6.875	5.625	3 #350 MCM	300.00	—	1	2321	42091
LR10	4"	16.625	7.188	5.625	3 #350 MCM	328.00	—	1	2500	42101

SteelElectric PRODUCTS
Ph: 718.259.6100 / 800.626.1223 Fax: 718.331.1874
www.sepco-usa.com

MALLEABLE IRON THREADED CONDUIT BODIES

FOR THREADED RIGID CONDUIT AND IMC

APPLICATION

To provide access to conductors for pulling, splicing, and maintenance. Threaded for rigid conduit and IMC.

FEATURES

- Tapered threaded hubs (NPT)
- Flat back design for easy mounting close to walls
- Suitable for use in concrete

STANDARD MATERIALS

Malleable Iron

STANDARD FINISH

Zinc Plated

OPTIONAL FINISH

For additional corrosion protection, specify Hot Dipped Galvanized. Add suffix 'G' to Malleable Iron catalog number. Example T1G. For more information, see page 13.

c UL us **UL LISTED**
E198259



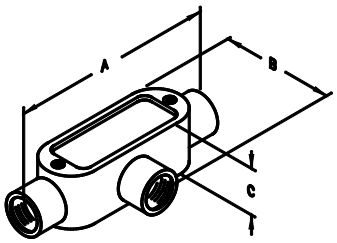

TYPE T1

CATALOG NUMBER	TRADE SIZE	DIM A	DIM B	DIM C	MAX WIRE SIZE	VOL. CU.IN.	UNIT PACK	MASTER PACK	LBS. / 100 PCS.	UPC #
T TYPE										
T1	1/2"	5.375	2.063	1.313	N/A	6.00	10	50	111	44011
T2	3/4"	6.000	2.250	1.500	3 #6 AWG	9.50	10	50	137	44021
T3	1"	7.063	2.625	1.813	3 #4 AWG	15.00	5	25	195	44031
T4	1-1/4"	9.000	2.750	2.625	3 #2 AWG	33.00	—	10	332	44041
T5	1-1/2"	9.000	3.500	2.625	3 #2 AWAG	36.00	—	10	368	44051
T6	2"	11.500	4.125	3.125	3 #1/0 AWG	75.00	—	5	663	44061
T7	2-1/2"	15.000	5.688	4.313	3 #4/0 AWG	138.00	—	1	1271	44071
T8	3"	15.125	5.875	4.313	3 #4/0 AWG	170.00	—	1	1547	44081
T9	3-1/2"	18.125	6.813	4.875	3 #350 MCM	300.00	—	1	2542	44091
T10	4"	18.125	7.188	4.875	3 #350 MCM	328.00	—	1	2542	44101

New Product



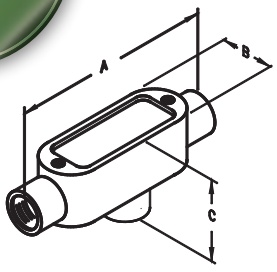

TYPE TB1

CATALOG NUMBER	TRADE SIZE	DIM A	DIM B	DIM C	MAX WIRE SIZE	VOL. CU.IN.	UNIT PACK	MASTER PACK	LBS. / 100 PCS.	UPC #
TB Type										
TB1	1/2"	5.250	1.313	1.313	N/A	6	10	50	88	64011
TB2	3/4"	6.063	1.563	1.563	3 #6 AWG	9.5	10	50	120	64012
TB3	1"	7.125	1.813	1.813	3 # 4 AWG	15	5	25	197	64013
TB4	1-1/4"	9.313	2.438	3.750	3 # 2 AWG	33	-	10	343	64014
TB5	1-1/2"	9.313	2.563	3.750	3 #2 AWG	36	-	10	420	64015
TB6	2"	11.813	3.188	4.125	3 # 1/0 AWG	75	-	5	691	64016

MALLEABLE IRON/HOT DIPPED GALVANIZED THREADED CONDUIT BODIES

FOR THREADED RIGID CONDUIT AND IMC

APPLICATION

To provide access to conductors for pulling, splicing, and maintenance. Threaded for rigid conduit and IMC.

FEATURES

- Exclusive built-in rollers facilitate cable pulling from sizes 1 1/4"- 4"
- Tapered threaded hubs (NPT)
- Flat back design for easy mounting close to walls
- Suitable for use in concrete

STANDARD MATERIALS

Malleable Iron

STANDARD FINISH

Hot Dipped Galvanized/Zinc Plated

c UL us **UL LISTED**
E198259

OPTIONAL FINISH

For Malleable Iron / Zinc Plated, please remove suffix 'G' from Hot Dipped Galvanized Catalog Number and see page 35.

New Product



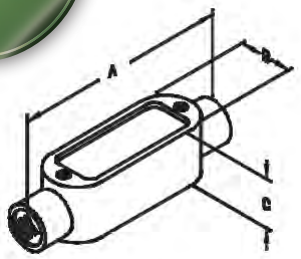

TYPE C1G

CATALOG NUMBER	TRADE SIZE	DIM A	DIM B	DIM C	MAX WIRE SIZE	VOL. CU.IN.	UNIT PACK	MASTER PACK	LBS. / 100 PCS.	UPC #
C Type										
C1G	1/2"	5.375	1.313	1.375	N/A	4.50	10	50	98	10158
C2G	3/4"	6.000	1.500	1.688	3 #6 AWG	7.50	10	50	118	10159
C3G	1"	7.063	1.813	1.875	3 #4 AWG	12.50	5	25	170	10160
C4G	1-1/4"	9.000	2.625	2.750	3 #2 AWG	32.30	—	10	309	10161
C5G	1-1/2"	9.000	2.625	2.813	3 #1/0 AWG	35.30	—	10	368	10162
C6G	2"	11.500	3.125	3.313	3 #4/0 AWG	73.00	—	5	553	10163
C7G	2-1/2"	15.000	4.313	3.875	3 #250 MCM	138.00	—	1	1216	10188
C8G	3"	15.125	4.313	4.750	3 #250 MCM	170.00	—	1	1437	10189
C9G	3-1/2"	18.125	4.875	5.625	3 #350 MCM	300.00	—	1	2210	10190
C10G	4"	18.125	4.875	5.625	3 #350 MCM	328.00	—	1	2321	10191

New Product



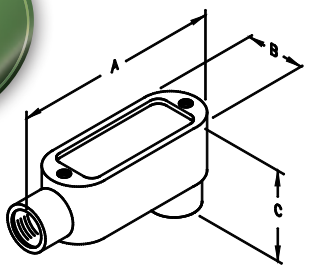

TYPE LB1G

CATALOG NUMBER	TRADE SIZE	DIM A	DIM B	DIM C	MAX WIRE SIZE	VOL. CU.IN.	UNIT PACK	MASTER PACK	LBS. / 100 PCS.	UPC #
LB Type										
LB1G	1/2"	4.688	1.313	2.063	N/A	4.50	10	50	71	10164
LB2G	3/4"	5.375	1.500	2.250	3 #6 AWG	7.50	10	50	97	10165
LB3G	1"	6.188	1.813	2.625	3 #4 AWG	12.50	5	25	143	10166
LB4G	1-1/4"	8.125	2.625	2.750	3 #2 AWG	32.30	—	10	287	10167
LB5G	1-1/2"	8.125	2.625	2.813	3 #1/0 AWG	35.30	—	10	332	10168
LB6G	2"	10.500	3.125	4.438	3 #4/0 AWG	73.00	—	5	534	10169
LB7G	2-1/2"	13.625	4.313	5.375	3 #350 AWG	138.00	—	1	1105	10192
LB8G	3"	13.875	4.313	5.875	3 #350 AWG	170.00	—	1	1160	10193
LB9G	3-1/2"	16.250	5.625	6.875	3 #500 MCM	300.00	—	1	1989	10194
LB10G	4"	16.625	5.625	7.188	3 #500 MCM	328.00	—	1	2100	10195

SteelElectric PRODUCTS

Ph: 718.259.6100 / 800.626.1223 Fax: 718.331.1874
www.sepco-usa.com

MALLEABLE IRON/HOT DIPPED GALVANIZED THREADED CONDUIT BODIES

FOR THREADED RIGID CONDUIT AND IMC

APPLICATION

To provide access to conductors for pulling, splicing, and maintenance. Threaded for rigid conduit and IMC.

FEATURES

- Exclusive built-in rollers facilitate cable pulling from sizes 1 1/4"- 4"
- Tapered threaded hubs (NPT)
- Flat back design for easy mounting close to walls
- Suitable for use in concrete

STANDARD MATERIALS

Malleable Iron

STANDARD FINISH

Hot Dipped Galvanized/Zinc Plated

c UL us **UL LISTED**
E198259

OPTIONAL FINISH

For Malleable Iron / Zinc Plated, please remove suffix 'G' from Hot Dipped Galvanized Catalog Number and see page 36.

New Product





TYPE LL1G

CATALOG NUMBER	TRADE SIZE	DIM A	DIM B	DIM C	MAX WIRE SIZE	VOL. CU.IN.	UNIT PACK	MASTER PACK	LBS. / 100 PCS.	UPC #
LL Type										
LL1G	1/2"	4.688	2.063	1.375	N/A	4.50	10	50	76	10170
LL2G	3/4"	5.375	2.250	1.688	3 #6 AWG	7.50	10	50	95	10171
LL3G	1"	6.188	2.625	1.875	3 #4 AWG	12.50	5	25	138	10172
LL4G	1-1/4"	8.125	2.750	2.750	3 #2 AWG	32.30	—	10	309	10173
LL5G	1-1/2"	8.125	3.500	2.813	3 #1/0 AWG	35.30	—	10	332	10174
LL6G	2"	10.500	4.125	3.313	3 #4/0 AWG	73.00	—	5	497	10175
LL7G	2-1/2"	13.625	4.688	3.875	3 #300 MCM	138.00	—	1	1105	10196
LL8G	3"	13.875	5.875	4.750	3 #350 MCM	170.00	—	1	1437	10197
LL9G	3-1/2"	16.250	6.125	5.625	3 #350 MCM	300.00	—	1	2321	10198
LL10G	4"	16.250	6.938	5.625	3 #350 MCM	328.00	—	1	2431	10199

New Product





TYPE LR1G

CATALOG NUMBER	TRADE SIZE	DIM A	DIM B	DIM C	MAX WIRE SIZE	VOL. CU.IN.	UNIT PACK	MASTER PACK	LBS. / 100 PCS.	UPC #
LR Type										
LR1G	1/2"	4.688	2.063	1.375	N/A	4.50	10	50	71	10176
LR2G	3/4"	5.375	2.250	1.688	3 #6 AWG	7.50	10	50	100	10177
LR3G	1"	6.188	2.625	1.875	3 #4 AWG	12.50	5	25	157	10178
LR4G	1-1/4"	8.125	2.750	2.750	3 #2 AWG	32.30	—	10	332	10179
LR5G	1-1/2"	8.125	2.813	2.813	3 #1/0 AWG	35.30	—	10	345	10180
LR6G	2"	10.500	4.438	3.313	3 #4/0 AWG	73.00	—	5	626	10181
LR7G	2-1/2"	13.625	5.375	3.875	3 #300 MCM	138.00	—	1	1105	10200
LR8G	3"	13.875	5.875	4.750	3 #350 MCM	170.00	—	1	1437	10201
LR9G	3-1/2"	16.250	6.875	5.625	3 #350 MCM	300.00	—	1	2321	10202
LR10G	4"	16.625	7.188	5.625	3 #350 MCM	328.00	—	1	2500	10203

MALLEABLE IRON/HOT DIPPED GALVANIZED THREADED CONDUIT BODIES

FOR THREADED RIGID CONDUIT AND IMC

New Product





TYPE T1G

APPLICATION

To provide access to conductors for pulling, splicing, and maintenance. Threaded for rigid conduit and IMC.

FEATURES

- Exclusive built-in rollers facilitate cable pulling from sizes 1 1/4"- 4"
- Tapered threaded hubs (NPT)
- Flat back design for easy mounting close to walls
- Suitable for use in concrete

STANDARD MATERIALS

Malleable Iron

STANDARD FINISH

Hot Dipped Galvanized/Zinc Plated

OPTIONAL FINISH

For Malleable Iron / Zinc Plated, please remove suffix 'G' from Hot Dipped Galvanized Catalog Number and see page 37.

c UL us **UL LISTED**
E198259

CATALOG NUMBER	TRADE SIZE	DIM A	DIM B	DIM C	MAX WIRE SIZE	VOL. CU.IN.	UNIT PACK	MASTER PACK	LBS. / 100 PCS.	UPC #
T Type										
T1G	1/2"	5.375	2.063	1.313	N/A	6.00	10	50	111	10182
T2G	3/4"	6.000	2.250	1.500	3 #6 AWG	9.50	10	50	137	10183
T3G	1"	7.063	2.625	1.813	3 #4 AWG	15.00	5	25	195	10184
T4G	1-1/4"	9.000	2.750	2.625	3 #2 AWG	33.00	—	10	332	10185
T5G	1-1/2"	9.000	3.500	2.625	3 #1/0 AWG	36.00	—	10	368	10186
T6G	2"	11.500	4.125	3.125	3 #1/0 AWG	75.00	—	5	663	10187
T7G	2-1/2"	15.000	5.688	4.313	3 #4/0 AWG	138.00	—	1	1271	10204
T8G	3"	15.125	5.875	4.313	3 #4/0 AWG	170.00	—	1	1547	10205
T9G	3-1/2"	18.125	6.813	4.875	3 #350 MCM	300.00	—	1	2542	10206
T10G	4"	18.125	7.188	4.875	3 #350 MCM	328.00	—	1	2542	10207

SteelElectric PRODUCTS
Ph: 718.259.6100 / 800.626.1223 Fax: 718.331.1874
www.sepco-usa.com

FORM 7 CONDUIT BODIES

FOR THREADED RIGID CONDUIT AND IMC

APPLICATION

To provide access to conductors for pulling, splicing, maintenance and future changes / upgrades. Allows connection of straight conduit runs, branch conduit runs and 90° bends

FEATURES

- Time saving Clip-On covers in steel or gray iron
- Tapered threads hubs (NPT)
- Flat back designs for greater wiring capacity and surface mounting
- Complete interchangeability with other manufacturers Form 7 conduit bodies
- Internal volume and maximum wire clearly marked on castings

STANDARD MATERIALS

Gray Iron

STANDARD FINISH

Zinc Plated

c UL us **UL LISTED**
E198259

New Product



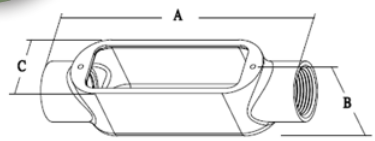

TYPE C27F7

CATALOG NUMBER	TRADE SIZE	DIM A	DIM B	DIM C	MAX WIRE SIZE	VOL. CU.IN.	UNIT PACK	MASTER PACK	LBS. / 100 PCS.	UPC #
C Type										
C17F7	1/2”	5.31	1.40	1.35	N/A	3.80	10	50	84	10480
C27F7	3/4”	6.16	1.65	1.65	3 #6 AWG	5.80	5	50	131	10481
C37F7	1”	7.30	1.79	1.79	3 # 4 AWG	9.00	5	25	191	10482
C47F7	1-1/4”	7.43	2.20	2.20	3 # 2 AWG	17.80	1	10	276	10483
C57F7	1-1/2”	8.16	2.45	2.45	3 #2 AWG	24.00	1	10	336	10484
C67F7	2"	9.13	3.01	3.01	3 # 1/0 AWG	45.00	1	5	519	10485
C77F7	2-1/2”	12.36	4.25	4.25	3 #2/0 MCM	95.80	-	1	1068	10486
C87F7	3”	12.36	4.25	4.25	3 #2/0 MCM	119.00	-	1	1311	10487
C97F7	3-1/2”	14.49	5.31	5.31	3 #250 MCM	208.00	-	1	1764	10488
C107F7	4”	14.49	5.31	5.31	3 #250 MCM	231.00	-	1	1882	10489

New Product



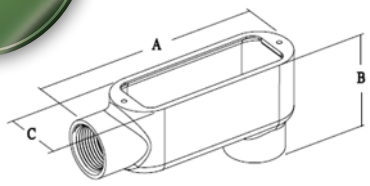

TYPE LB27F7

CATALOG NUMBER	TRADE SIZE	DIM A	DIM B	DIM C	MAX WIRE SIZE	VOL. CU.IN.	UNIT PACK	MASTER PACK	LBS. / 100 PCS.	UPC #
LB Type										
LB17F7	1/2”	4.49	2.22	1.35	N/A	3.80	10	50	86	10450
LB27F7	3/4”	5.22	2.49	1.65	3 #6 AWG	5.80	5	50	134	10451
LB37F7	1”	6.17	2.85	1.79	3 # 4 AWG	9.00	5	25	188	10452
LB47F7	1-1/4”	6.50	3.24	2.20	3 # 2 AWG	17.80	1	10	279	10453
LB57F7	1-1/2”	7.09	3.54	2.45	3 #2 AWG	24.50	1	10	350	10454
LB67F7	2"	8.11	4.13	3.01	3 # 1/0 AWG	45.00	1	5	542	10455
LB77F7	2-1/2”	10.71	5.26	4.25	3 #2/0 MCM	95.80	-	1	1101	10456
LB87F7	3”	10.71	6.02	4.25	3 #2/0 MCM	119.00	-	1	1323	10457
LB97F7	3-1/2”	12.76	6.59	5.31	3 #250 MCM	208.00	-	1	1808	10458
LB107F7	4”	12.76	7.10	5.31	3 #250 MCM	231.00	-	1	1933	10459

FORM 7 CONDUIT BODIES

FOR THREADED RIGID CONDUIT AND IMC

APPLICATION

To provide access to conductors for pulling, splicing, maintenance and future changes / upgrades. Allows connection of straight conduit runs, branch conduit runs and 90° bends

FEATURES

- Time saving Clip-On covers in steel or gray iron
- Tapered threads hubs (NPT)
- Flat back designs for greater wiring capacity and surface mounting
- Complete interchangeability with other manufacturers Form 7 conduit bodies
- Internal volume and maximum wire clearly marked on castings

STANDARD MATERIALS

Gray Iron

STANDARD FINISH

Zinc Plated

c UL us **UL LISTED**
E198259

New Product



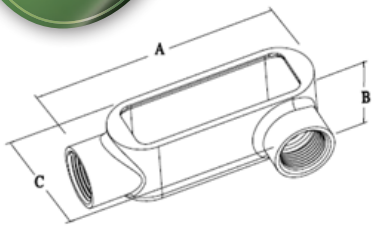

TYPE LL27F7

CATALOG NUMBER	TRADE SIZE	DIM A	DIM B	DIM C	MAX WIRE SIZE	VOL. CU.IN.	UNIT PACK	MASTER PACK	LBS. / 100 PCS.	UPC #
LL Type										
LL17F7	1/2”	4.49	1.40	1.45	N/A	3.80	10	50	85	10460
LL27F7	3/4”	5.22	1.65	2.49	3 #6 AWG	5.80	5	50	130	10461
LL37F7	1”	6.17	1.79	2.76	3 # 4 AWG	9.00	5	25	190	10462
LL47F7	1-1/4”	6.50	2.20	3.13	3 # 2 AWG	17.80	1	10	260	10463
LL57F7	1-1/2”	7.09	2.45	3.39	3 #2 AWG	24.50	1	10	326	10464
LL67F7	2"	8.11	3.01	4.02	3 # 1/0 AWG	45.00	1	5	513	10465
LL77F7	2-1/2”	10.71	4.25	5.85	3 #250 MCM	95.80	-	1	970	10466
LL87F7	3”	10.71	4.25	5.85	3 #250 MCM	119.00	-	1	1146	10467
LL97F7	3-1/2”	12.76	5.31	6.98	3 #350 MCM	208.00	-	1	1631	10468
LL107F7	4”	12.76	5.31	6.98	3 #350 MCM	231.00	-	1	1848	10469

New Product



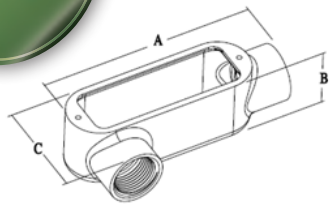

TYPE LR27F7

CATALOG NUMBER	TRADE SIZE	DIM A	DIM B	DIM C	MAX WIRE SIZE	VOL. CU.IN.	UNIT PACK	MASTER PACK	LBS. / 100 PCS.	UPC #
LR Type										
LR17F7	1/2”	4.49	1.40	1.45	N/A	3.80	10	50	85	10470
LR27F7	3/4”	5.22	1.65	2.49	3 #6 AWG	5.80	5	50	130	10471
LR37F7	1”	6.17	1.79	2.76	3 # 4 AWG	9.00	5	25	185	10472
LR47F7	1-1/4”	6.50	2.20	3.13	3 # 2 AWG	17.80	1	10	260	10473
LR57F7	1-1/2”	7.09	2.45	3.39	3 #2 AWG	24.00	1	10	335	10474
LR67F7	2"	8.11	3.01	4.02	3 # 1/0 AWG	45.00	1	5	516	10475
LR77F7	2-1/2”	10.71	4.25	5.85	3 #250 MCM	95.80	-	1	970	10476
LR87F7	3”	10.71	4.25	5.85	3 #250 MCM	119.00	-	1	1146	10477
LR97F7	3-1/2”	12.76	5.31	6.98	3 #350 MCM	208.00	-	1	1764	10478
LR107F7	4”	12.76	5.31	6.98	3 #350 MCM	231.00	-	1	1848	10479

SteelElectric PRODUCTS

Ph: 718.259.6100 / 800.626.1223 Fax: 718.331.1874
www.sepco-usa.com

FORM 7 CONDUIT BODIES

FOR THREADED RIGID CONDUIT AND IMC

New Product



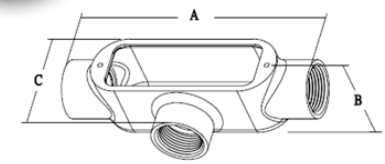

TYPE T27F7

APPLICATION

To provide access to conductors for pulling, splicing, maintenance and future changes / upgrades. Allows connection of straight conduit runs, branch conduit runs and 90° bends

FEATURES

- Time saving Clip-On covers in steel or gray iron
- Tapered threads hubs (NPT)
- Flat back designs for greater wiring capacity and surface mounting
- Complete interchangeability with other manufacturers Form 7 conduit bodies
- Internal volume and maximum wire clearly marked on castings

STANDARD MATERIALS

Gray Iron

STANDARD FINISH

Zinc Plated

c UL us **UL LISTED**
E198259

CATALOG NUMBER	TRADE SIZE	DIM A	DIM B	DIM C	MAX WIRE SIZE	VOL. CU.IN.	UNIT PACK	MASTER PACK	LBS. / 100 PCS.	UPC #
T Type										
T17F7	1/2”	5.31	1.77	2.48	N/A	3.80	5	50	109	10490
T27F7	3/4”	6.16	2.01	2.72	3 #6 AWG	5.80	5	50	177	10491
T37F7	1”	7.30	2.28	3.00	3 # 4 AWG	9.00	5	25	242	10492
T47F7	1-1/4”	7.43	2.31	3.13	3 # 2 AWG	17.80	1	10	309	10493
T57F7	1-1/2”	8.16	2.60	3.39	3 #2 AWG	24.00	1	10	384	10494
T67F7	2"	9.13	3.13	4.02	3 # 1/0 AWG	45.00	1	5	586	10495
T77F7	2-1/2”	12.36	3.66	5.85	3 #2/0 MCM	95.80	-	1	1058	10496
T87F7	3”	12.36	4.45	5.85	3 #3/0 MCM	119.00	-	1	1477	10497
T97F7	3-1/2”	14.49	4.92	6.98	3 #250 MCM	208.00	-	1	1940	10498
T107F7	4”	14.49	4.92	6.98	3 #250 MCM	231.00	-	1	2116	10499

ALUMINUM THREADED CONDUIT BODIES

FOR THREADED RIGID CONDUIT AND IMC

APPLICATION

To provide access to conductors for pulling, splicing, and maintenance. Threaded for rigid conduit and IMC

FEATURES

- Tapered threaded hubs (NPT)
- Raintight when used with gasketed covers
- Die cast from high-strength, corrosion and weather resistant, copper-free aluminum alloy.
- Flat back design for easy mounting close to walls

STANDARD MATERIALS

1/2" - 2"
Die cast/Copper-free Aluminum
2-1/2" - 4"
Sand-cast/Copper-free Aluminum

STANDARD FINISH

Aluminum Enameled

c UL us **UL LISTED**
E198259



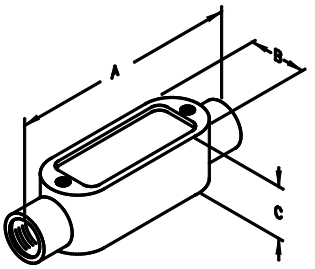

TYPE C1A

CATALOG NUMBER	TRADE SIZE	DIM A	DIM B	DIM C	MAX WIRE SIZE	VOL. CU.IN.	UNIT PACK	MASTER PACK	LBS. / 100 PCS.	UPC #
C Type										
C1A	1/2"	4.69	1.38	1.31	N/A	4.35	10	50	21	43015
C2A	3/4"	5.50	1.56	1.63	3 #6 AWG	7.30	10	50	33	43025
C3A	1"	6.48	1.88	1.88	3 #4 AWG	12.20	5	25	46	43035
C4A	1-1/4"	8.31	2.50	2.50	3 #2 AWG	33.50	-	10	82	43045
C5A	1-1/2"	8.38	2.50	2.50	3 #1/0 AWAG	33.50	-	10	85	43055
C6A	2"	10.31	3.38	3.38	3 #4/0 AWG	69.50	-	5	188	43065
C7A	2-1/2"	13.12	4.50	4.00	3 #250 MCM	69.50	-	1	325	43075
C8A	3"	13.19	4.56	4.56	3 #250 MCM	188.00	-	1	399	43085
C9A	3-1/2"	16.12	5.69	5.63	3 #300 MCM	307.00	-	1	975	43095
C10A	4"	16.12	5.69	5.63	3 #300 MCM	309.00	-	1	875	43105



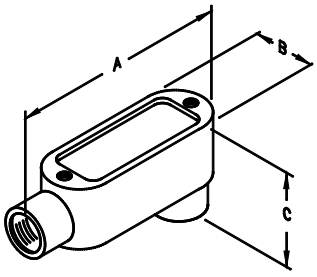

TYPE LB1A

CATALOG NUMBER	TRADE SIZE	DIM A	DIM B	DIM C	MAX WIRE SIZE	VOL. CU.IN.	UNIT PACK	MASTER PACK	LBS. / 100 PCS.	UPC #
LB Type										
LB1A	1/2"	4.31	1.31	2.19	N/A	4.35	10	50	24	40015
LB2A	3/4"	5.06	1.56	2.44	3 #6 AWG	7.25	10	50	37	40025
LB3A	1"	5.87	1.75	2.75	3 #4 AWG	12.20	5	25	46	40035
LB4A	1-1/4"	7.81	2.50	3.44	3 #2 AWG	32.30	-	10	98	40045
LB5A	1-1/2"	7.81	2.50	3.44	3 #2 AWG	33.80	-	10	91	40055
LB6A	2"	10.06	3.12	4.31	3 #4/0 AWG	71.20	-	5	222	40065
LB7A	2-1/2"	12.81	4.50	5.31	3 #4/0 AWG	71.20	-	1	366	40075
LB8A	3"	12.81	4.50	5.94	3 #4/0 AWG	183.50	-	1	430	40085
LB9A	3-1/2"	15.62	5.56	7.06	3 #400 MCM	304.90	-	1	937	40095
LB10A	4"	15.62	5.56	7.06	3 #400 MCM	308.00	-	1	851	40106

SteelElectric PRODUCTS

Ph: 718.259.6100 / 800.626.1223 Fax: 718.331.1874
www.sepco-usa.com

ALUMINUM THREADED CONDUIT BODIES

FOR THREADED RIGID CONDUIT AND IMC

APPLICATION

To provide access to conductors for pulling, splicing, and maintenance. Threaded for rigid conduit and IMC

FEATURES

- Tapered threaded hubs (NPT)
- Raintight when used with gasketed covers
- Die cast from high-strength, corrosion and weather resistant, copper-free aluminum alloy.
- Flat back design for easy mounting close to walls

STANDARD MATERIALS

1/2" - 2"
Die cast/Copper-free Aluminum
2-1/2" - 4"
Sand-cast/Copper-free Aluminum

STANDARD FINISH

Aluminum Enameled

c UL us **UL LISTED**
E198259



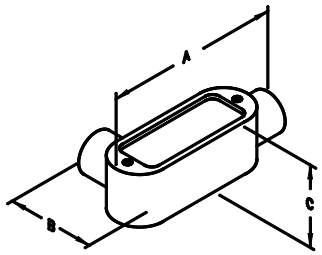

TYPE LL1A

CATALOG NUMBER	TRADE SIZE	DIM A	DIM B	DIM C	MAX WIRE SIZE	VOL. CU.IN.	UNIT PACK	MASTER PACK	LBS. / 100 PCS.	UPC #
LL Type										
LL1A	1/2"	4.31	2.06	1.38	N/A	4.35	10	50	25	41015
LL2A	3/4"	5.06	2.25	1.63	3 #6 AWG	7.30	10	50	37	41025
LL3A	1"	5.87	2.63	1.88	3 #4 AWG	12.20	5	25	45	41035
LL4A	1-1/4"	7.81	3.63	2.50	3 #2 AWG	35.80	-	10	98	41045
LL5A	1-1/2"	7.81	3.63	2.50	3 #1/0 AWAG	35.80	-	10	92	41055
LL6A	2"	10.06	4.44	3.38	3 #4/0 AWG	69.70	-	5	245	41065
LL7A	2-1/2"	12.81	5.75	4.00	3 #300 MCM	69.70	-	1	388	41075
LL8A	3"	12.81	5.75	4.50	3 #350 MCM	186.00	-	1	439	41085
LL9A	3-1/2"	15.62	11.69	5.63	3 #350 MCM	306.00	-	1	924	41095
LL10A	4"	15.62	11.69	5.63	3 #350 MCM	308.00	-	1	882	41105



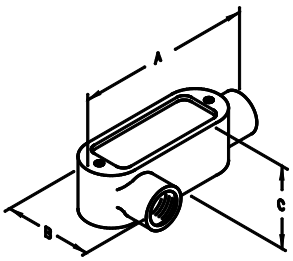

TYPE LR1A

CATALOG NUMBER	TRADE SIZE	DIM A	DIM B	DIM C	MAX WIRE SIZE	VOL. CU.IN.	UNIT PACK	MASTER PACK	LBS. / 100 PCS.	UPC #
LR Type										
LR1A	1/2"	4.31	2.06	1.38	N/A	4.35	10	50	23	42015
LR2A	3/4"	5.06	2.25	1.63	3 #6 AWG	7.30	10	50	38	42025
LR3A	1"	5.87	2.63	1.88	3 #4 AWG	12.20	5	25	49	42035
LR4A	1-1/4"	7.81	3.63	2.50	3 #2 AWG	35.80	-	10	98	42045
LR5A	1-1/2"	7.81	3.63	2.50	3 #1/0 AWAG	35.80	-	10	94	42055
LR6A	2"	10.06	4.44	3.38	3 #4/0 AWG	69.70	-	5	254	42065
LR7A	2-1/2"	12.81	5.75	4.00	3 #300 MCM	69.70	-	1	366	42075
LR8A	3"	12.81	5.75	4.50	3 #350 MCM	186.00	-	1	406	42085
LR9A	3-1/2"	15.62	11.69	5.63	3 #350 MCM	306.00	-	1	928	42095
LR10A	4"	15.62	11.69	5.63	3 #350 MCM	308.00	-	1	902	42105

ALUMINUM THREADED CONDUIT BODIES

FOR THREADED RIGID CONDUIT AND IMC

APPLICATION

To provide access to conductors for pulling, splicing, and maintenance. Threaded for rigid conduit and IMC

FEATURES

- Tapered threaded hubs (NPT)
- Raintight when used with gasketed covers
- Die cast from high-strength, corrosion and weather resistant, copper-free aluminum alloy.
- Flat back design for easy mounting close to walls

STANDARD MATERIALS

1/2" - 2"
Die cast/Copper-free Aluminum
2-1/2" - 4"
Sand-cast/Copper-free Aluminum

STANDARD FINISH

Aluminum Enameled

c UL us **UL LISTED**
E198259



TYPE T1A

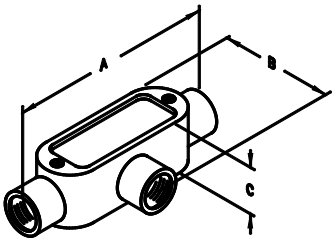

CATALOG NUMBER	TRADE SIZE	DIM A	DIM B	DIM C	MAX WIRE SIZE	VOL. CU.IN.	UNIT PACK	MASTER PACK	LBS. / 100 PCS.	UPC #
T Type										
T1A	1/2"	4.75	2.06	1.38	N/A	4.35	10	50	23	44015
T2A	3/4"	5.56	2.25	1.63	3 #6 AWG	7.25	10	50	38	44025
T3A	1"	6.44	2.63	1.88	3 #4 AWG	12.20	5	25	53	44035
T4A	1-1/4"	8.25	3.56	2.50	3 #2 AWG	33.10	-	10	100	44045
T5A	1-1/2"	8.38	3.56	2.50	3 #1/0 AWAG	33.10	-	10	98	44055
T6A	2"	10.69	4.38	3.13	3 #4/0 AWG	67.00	-	5	265	44065
T7A	2-1/2"	13.25	5.75	4.00	3 #4/0 AWG	67.00	-	1	375	44075
T8A	3"	13.25	5.75	4.50	3 #4/0 AWG	175.00	-	1	444	44085
T9A	3-1/2"	16.13	7.69	5.63	3 #400 MCM	298.00	-	1	1146	44095
T10A	4"	16.13	7.69	5.63	3 #400 MCM	300.00	-	1	1079	44105

SteelElectric PRODUCTS
Ph: 718.259.6100 / 800.626.1223 Fax: 718.331.1874
www.sepco-usa.com

ALUMINUM THREADED CONDUIT BODIES WITH COVER AND GASKET

FOR THREADED RIGID CONDUIT AND IMC

APPLICATION

To provide access to conductors for pulling, splicing, and maintenance. Threaded for rigid conduit and IMC

FEATURES

- Tapered threaded hubs (NPT)
- Assembled with neoprene gasket and stamped cover
- Die cast from high-strength, corrosion and weather resistant, copper-free aluminum alloy.
- Flat back design for easy mounting close to walls

STANDARD MATERIALS

1/2" - 2"
Die cast/Copper-free Aluminum
2-1/2" - 4"
Sand-cast/Copper-free Aluminum

STANDARD FINISH

Aluminum Enameled

c UL us **UL LISTED**
E198259



TYPE C1ACG

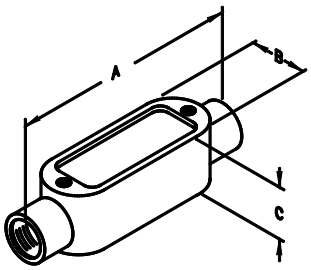

CATALOG NUMBER	TRADE SIZE	DIM A	DIM B	DIM C	MAX WIRE SIZE	VOL. CU.IN.	UNIT PACK	MASTER PACK	LBS. / 100 PCS.	UPC #
C Type										
C1ACG	1/2"	4.69	1.38	1.31	N/A	4.35	10	50	21	10079
C2ACG	3/4"	5.50	1.56	1.63	3 #6 AWG	7.30	10	50	33	10080
C3ACG	1"	6.48	1.88	1.88	3 #4 AWG	12.20	5	25	46	10081
C4ACG	1-1/4"	8.31	2.50	2.50	3 #2 AWG	33.50	-	10	82	10082
C5ACG	1-1/2"	8.38	2.50	2.50	3 #1/0 AWAG	33.50	-	10	85	10083
C6ACG	2"	10.31	3.38	3.38	3 #4/0 AWG	69.50	-	5	188	10084
C7ACG	2-1/2"	13.12	4.50	4.00	3 #250 MCM	69.50	-	1	325	10085
C8ACG	3"	13.19	4.56	4.56	3 #250 MCM	188.00	-	1	399	10086
C9ACG	3-1/2"	16.12	5.69	5.63	3 #300 MCM	307.00	-	1	975	10087
C10ACG	4"	16.12	5.69	5.63	3 #300 MCM	309.00	-	1	875	10088



TYPE LB1ACG

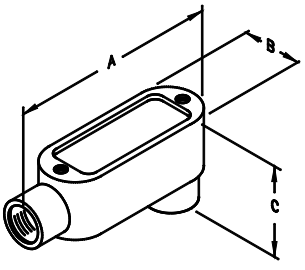

CATALOG NUMBER	TRADE SIZE	DIM A	DIM B	DIM C	MAX WIRE SIZE	VOL. CU.IN.	UNIT PACK	MASTER PACK	LBS. / 100 PCS.	UPC #
LB Type										
LB1ACG	1/2"	4.31	1.31	2.19	N/A	4.35	10	50	24	10059
LB2ACG	3/4"	5.06	1.56	2.44	3 #6 AWG	7.25	10	50	37	10060
LB3ACG	1"	5.87	1.75	2.75	3 #4 AWG	12.20	5	25	46	10118
LB4ACG	1-1/4"	7.81	2.50	3.44	3 #2 AWG	32.30	-	10	98	10062
LB5ACG	1-1/2"	7.81	2.50	3.44	3 #2 AWG	33.80	-	10	91	10063
LB6ACG	2"	10.06	3.12	4.31	3 #4/0 AWG	71.20	-	5	222	10064
LB7ACG	2-1/2"	12.81	4.50	5.31	3 #4/0 AWG	71.20	-	1	366	10065
LB8ACG	3"	12.81	4.50	5.94	3 #4/0 AWG	183.50	-	1	430	10066
LB9ACG	3-1/2"	15.62	5.56	7.06	3 #400 MCM	304.90	-	1	937	10067
LB10ACG	4"	15.62	5.56	7.06	3 #400 MCM	308.00	-	1	851	10068

ALUMINUM THREADED CONDUIT BODIES WITH COVER AND GASKET

FOR THREADED RIGID CONDUIT AND IMC

APPLICATION

To provide access to conductors for pulling, splicing, and maintenance. Threaded for rigid conduit and IMC

FEATURES

- Tapered threaded hubs (NPT)
- Assembled with neoprene gasket and stamped cover
- Die cast from high-strength, corrosion and weather resistant, copper-free aluminum alloy.
- Flat back design for easy mounting close to walls

STANDARD MATERIALS

1/2" - 2"
Die cast/Copper-free Aluminum
2-1/2" - 4"
Sand-cast/Copper-free Aluminum

STANDARD FINISH

Aluminum Enameled

c UL us **UL LISTED**
E198259



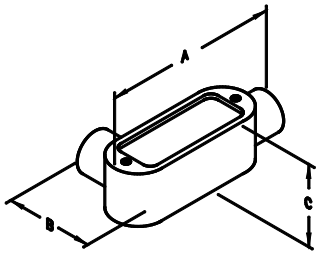

TYPE LL1ACG

CATALOG NUMBER	TRADE SIZE	DIM A	DIM B	DIM C	MAX WIRE SIZE	VOL. CU.IN.	UNIT PACK	MASTER PACK	LBS. / 100 PCS.	UPC #
LL Type										
LL1ACG	1/2"	4.31	2.06	1.38	N/A	4.35	10	50	25	10089
LL2ACG	3/4"	5.06	2.25	1.63	3 #6 AWG	7.30	10	50	37	10090
LL3ACG	1"	5.87	2.63	1.88	3 #4 AWG	12.20	5	25	45	10091
LL4ACG	1-1/4"	7.81	3.63	2.50	3 #2 AWG	35.80	-	10	98	10092
LL5ACG	1-1/2"	7.81	3.63	2.50	3 #1/0 AWAG	35.80	-	10	92	10093
LL6ACG	2"	10.06	4.44	3.38	3 #4/0 AWG	69.70	-	5	245	10094
LL7ACG	2-1/2"	12.81	5.75	4.00	3 #300 MCM	69.70	-	1	388	10095
LL8ACG	3"	12.81	5.75	4.50	3 #350 MCM	186.00	-	1	439	10096
LL9ACG	3-1/2"	15.62	11.69	5.63	3 #350 MCM	306.00	-	1	924	10097
LL10ACG	4"	15.62	11.69	5.63	3 #350 MCM	308.00	-	1	882	10098



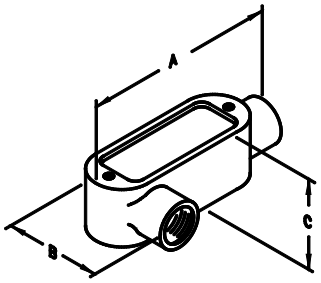

TYPE LR1ACG

CATALOG NUMBER	TRADE SIZE	DIM A	DIM B	DIM C	MAX WIRE SIZE	VOL. CU.IN.	UNIT PACK	MASTER PACK	LBS. / 100 PCS.	UPC #
LR Type										
LR1ACG	1/2"	4.31	2.06	1.38	N/A	4.35	10	50	23	10099
LR2ACG	3/4"	5.06	2.25	1.63	3 #6 AWG	7.30	10	50	38	10100
LR3ACG	1"	5.87	2.63	1.88	3 #4 AWG	12.20	5	25	49	10101
LR4ACG	1-1/4"	7.81	3.63	2.50	3 #2 AWG	35.80	-	10	98	10102
LR5ACG	1-1/2"	7.81	3.63	2.50	3 #1/0 AWAG	35.80	-	10	94	10103
LR6ACG	2"	10.06	4.44	3.38	3 #4/0 AWG	69.70	-	5	254	10104
LR7ACG	2-1/2"	12.81	5.75	4.00	3 #300 MCM	69.70	-	1	366	10105
LR8ACG	3"	12.81	5.75	4.50	3 #350 MCM	186.00	-	1	406	10106
LR9ACG	3-1/2"	15.62	11.69	5.63	3 #350 MCM	306.00	-	1	928	10107
LR10ACG	4"	15.62	11.69	5.63	3 #350 MCM	308.00	-	1	902	10108

SteelElectric PRODUCTS
Ph: 718.259.6100 / 800.626.1223 Fax: 718.331.1874
www.sepco-usa.com

ALUMINUM THREADED CONDUIT BODIES WITH COVER AND GASKET

FOR THREADED RIGID CONDUIT AND IMC

APPLICATION

To provide access to conductors for pulling, splicing, and maintenance. Threaded for rigid conduit and IMC

FEATURES

- Tapered threaded hubs (NPT)
- Assembled with neoprene gasket and stamped cover
- Die cast from high-strength, corrosion and weather resistant, copper-free aluminum alloy.
- Flat back design for easy mounting close to walls

STANDARD MATERIALS

1/2" - 2"
Die cast/Copper-free Aluminum
2-1/2" - 4"
Sand-cast/Copper-free Aluminum

STANDARD FINISH

Aluminum Enameled

c UL us **UL LISTED**
E198259



TYPE T1ACG

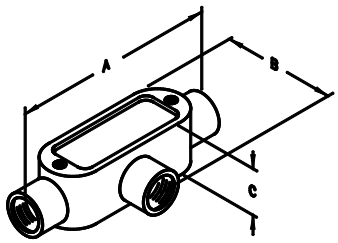

CATALOG NUMBER	TRADE SIZE	DIM A	DIM B	DIM C	MAX WIRE SIZE	VOL. CU.IN.	UNIT PACK	MASTER PACK	LBS. / 100 PCS.	UPC #
T Type										
T1ACG	1/2"	4.75	2.06	1.38	N/A	4.35	10	50	23	10069
T2ACG	3/4"	5.56	2.25	1.63	3 #6 AWG	7.25	10	50	38	10070
T3ACG	1"	6.44	2.63	1.88	3 #4 AWG	12.20	5	25	53	10071
T4ACG	1-1/4"	8.25	3.56	2.50	3 #2 AWG	33.10	-	10	100	10072
T5ACG	1-1/2"	8.38	3.56	2.50	3 #1/0 AWAG	33.10	-	10	98	10073
T6ACG	2"	10.69	4.38	3.13	3 #4/0 AWG	67.00	-	5	265	10074
T7ACG	2-1/2"	13.25	5.75	4.00	3 #4/0 AWG	67.00	-	1	375	10075
T8ACG	3"	13.25	5.75	4.50	3 #4/0 AWG	175.00	-	1	444	10076
T9ACG	3-1/2"	16.13	7.69	5.63	3 #400 MCM	298.00	-	1	1146	10077
T10ACG	4"	16.13	7.69	5.63	3 #400 MCM	300.00	-	1	1079	10078

ALUMINUM COMBINATION CONDUIT BODIES WITH COVER AND GASKET

FOR THREADED RIGID CONDUIT, IMC AND EMT

APPLICATION

Used with threaded rigid conduit, IMC, and EMT for providing access to the interior of a conduit system for pulling, splicing, inspection and maintenance.

FEATURES

- Assembled with slotted/ Robertson combination screws.
- Assembled with neoprene gasket and stamped cover.
- Tapered threaded hubs (NPT).
- Die cast fom high-strength, corrosion and weather resistant, copper-free aluminum alloy.
- Flat back design for easy mounting close to walls.
- Suitable for use in concrete.

STANDARD MATERIALS

Die cast/Copper-free Aluminum

STANDARD FINISH

Aluminum Enameled

c UL us **UL LISTED**
E198259



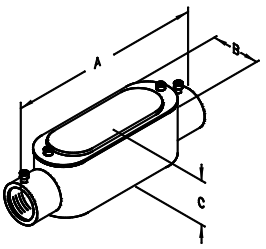

TYPE C1CA

CATALOG NUMBER	TRADE SIZE	DIM A	DIM B	DIM C	MAX WIRE SIZE	VOL. CU.IN.	UNIT PACK	MASTER PACK	LBS. / 100 PCS.	UPC #
C Type										
C1CA	1/2”	4.69	1.38	1.56	N/A	4.35	10	50	28	64401
C2CA	3/4”	5.50	1.56	1.75	3 #6 AWG	7.30	10	50	41	64402
C3CA	1”	6.48	1.88	2.13	3 #4 AWG	12.20	5	25	56	64403
C4CA	1-1/4”	8.31	2.50	2.75	3 #2 AWG	33.50	-	10	101	64404
C5CA	1-1/2”	8.38	2.50	2.75	3 #1/0 AWAG	33.50	-	10	104	64405
C6CA	2”	10.31	3.38	3.63	3 #4/0 AWG	69.50	-	5	220	64406



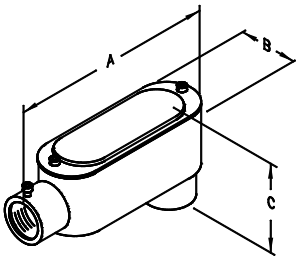

TYPE LB1CA

CATALOG NUMBER	TRADE SIZE	DIM A	DIM B	DIM C	MAX WIRE SIZE	VOL. CU.IN.	UNIT PACK	MASTER PACK	LBS. / 100 PCS.	UPC #
LB Type										
LB1CA	1/2”	4.31	1.31	2.44	N/A	4.35	10	50	24	64101
LB2CA	3/4”	5.06	1.56	2.69	3 #6 AWG	7.25	10	50	37	64102
LB3CA	1”	5.87	1.75	3.00	3 #4 AWG	12.20	5	25	46	64103
LB4CA	1-1/4”	7.81	2.50	3.69	3 #2 AWG	32.30	-	10	98	64104
LB5CA	1-1/2”	7.81	2.50	3.69	3 #2 AWG	33.80	-	10	91	64105
LB6CA	2”	10.06	3.12	4.56	3 #4/0 AWG	71.20	-	5	222	64106

SteelElectric PRODUCTS

Ph: 718.259.6100 / 800.626.1223 Fax: 718.331.1874
www.sepco-usa.com

ALUMINUM COMBINATION CONDUIT BODIES WITH COVER AND GASKET

FOR THREADED RIGID CONDUIT, IMC AND EMT

APPLICATION

Used with threaded rigid conduit, IMC, and EMT for providing access to the interior of a conduit system for pulling, splicing, inspection and maintenance.

FEATURES

- Assembled with slotted/ Robertson combination screws.
- Assembled with neoprene gasket and stamped cover.
- Tapered threaded hubs (NPT).
- Die cast fom high-strength, corrosion and weather resistant, copper-free aluminum alloy.
- Flat back design for easy mounting close to walls.
- Suitable for use in concrete.

STANDARD MATERIALS

Die cast/Copper-free Aluminum

STANDARD FINISH

Aluminum Enameled

c UL us **UL LISTED**
E198259



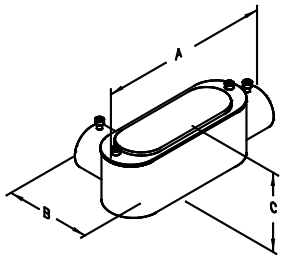

TYPE LL1CA

CATALOG NUMBER	TRADE SIZE	DIM A	DIM B	DIM C	MAX WIRE SIZE	VOL. CU.IN.	UNIT PACK	MASTER PACK	LBS. / 100 PCS.	UPC #
LL Type										
LL1CA	1/2”	4.31	2.06	1.63	N/A	4.35	10	50	25	64201
LL2CA	3/4”	5.06	2.25	1.88	3 #6 AWG	7.30	10	50	37	64202
LL3CA	1”	5.87	2.63	2.13	3 #4 AWG	12.20	5	25	45	64203
LL4CA	1-1/4”	7.81	3.63	2.75	3 #2 AWG	35.80	-	10	98	64204
LL5CA	1-1/2”	7.81	3.63	2.75	3 #1/0 AWAG	35.80	-	10	92	64205
LL6CA	2”	10.06	4.44	3.63	3 #4/0 AWG	69.70	-	5	245	64206



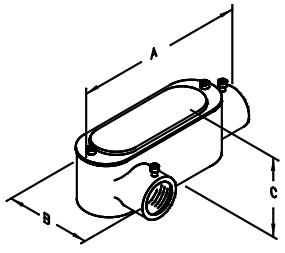

TYPE LR1CA

CATALOG NUMBER	TRADE SIZE	DIM A	DIM B	DIM C	MAX WIRE SIZE	VOL. CU.IN.	UNIT PACK	MASTER PACK	LBS. / 100 PCS.	UPC #
LR Type										
LR1CA	1/2”	4.31	2.06	1.63	N/A	4.35	10	50	23	64301
LR2CA	3/4”	5.06	2.25	1.88	3 #6 AWG	7.30	10	50	38	64302
LR3CA	1”	5.87	2.63	2.13	3 #4 AWG	12.20	5	25	49	64303
LR4CA	1-1/4”	7.81	3.63	2.75	3 #2 AWG	35.80	-	10	98	64304
LR5CA	1-1/2”	7.81	3.63	2.75	3 #1/0 AWAG	35.80	-	10	94	64305
LR6CA	2”	10.06	4.44	3.63	3 #4/0 AWAG	69.70	-	5	254	64306

ALUMINUM COMBINATION CONDUIT BODIES WITH COVER AND GASKET

FOR THREADED RIGID CONDUIT, IMC AND EMT

APPLICATION

Used with threaded rigid conduit, IMC, and EMT for providing access to the interior of a conduit system for pulling, splicing, inspection and maintenance.

FEATURES

- Assembled with slotted/ Robertson combination screws.
- Assembled with neoprene gasket and stamped cover.
- Tapered threaded hubs (NPT).
- Die cast fom high-strength, corrosion and weather resistant, copper-free aluminum alloy.
- Flat back design for easy mounting close to walls.
- Suitable for use in concrete.

STANDARD MATERIALS

Die cast/Copper-free Aluminum

STANDARD FINISH

Aluminum Enameled

c UL us **UL LISTED**
E198259



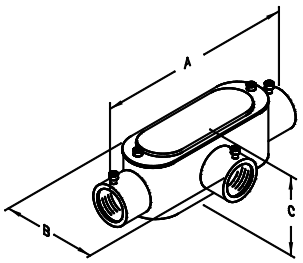

TYPE T1CA

CATALOG NUMBER	TRADE SIZE	DIM A	DIM B	DIM C	MAX WIRE SIZE	VOL. CU.IN.	UNIT PACK	MASTER PACK	LBS. / 100 PCS.	UPC #
T Type										
T1CA	1/2”	4.75	2.06	1.63	N/A	4.35	10	50	23	64501
T2CA	3/4”	5.56	2.25	1.88	3 #6 AWG	7.25	10	50	38	64502
T3CA	1”	6.44	2.63	2.13	3 #4 AWG	12.20	5	25	53	64503
T4CA	1-1/4”	8.25	3.56	2.75	3 #2 AWG	33.10	-	10	100	64504
T5CA	1-1/2”	8.38	3.56	2.75	3 #1/0 AWAG	33.10	-	10	98	64505
T6CA	2”	10.69	4.38	3.63	3 #4/0 AWG	67.00	-	5	265	64506

SteelElectric PRODUCTS

Ph: 718.259.6100 / 800.626.1223 Fax: 718.331.1874
www.sepco-usa.com

CONDUIT BODY COVERS

STEEL AND ALUMINUM COVERS

APPLICATION

Used with conduit bodies to cover opening.

FEATURES

- Assembled with captive zinc plated steel screws.

STANDARD MATERIALS

Steel

STANDARD FINISH

Zinc plated

c UL us **UL LISTED**
E198259



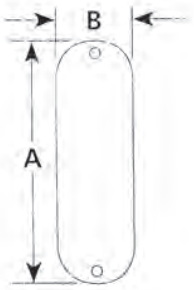

TYPE 02

CATALOG NUMBER	TRADE SIZE	DIM A	DIM B	UNIT PACK	MASTER PACK	LBS. / 100 PCS.	UPC #
Steel Covers							
01	1/2”	3.875	1.310	25	250	9	49017
02	3/4”	4.625	1.520	25	250	13	49027
03	1”	5.315	1.710	20	200	19	49037
04	1-1/4” -1-1/2”	7.240	2.510	25	100	31	49047
05	2”	9.484	3.110	-	50	50	49057
06	2-1/2” - 3”	14.937	5.500	-	10	94	49067
07	3-1/2” - 4”	15.000	6.000	-	10	138	49077

APPLICATION

Used with conduit bodies to cover opening.

FEATURES

- Assembled with captive zinc plated steel screws.
- Stamped from high-strength aluminum, corrosion and weather resistant copperfree aluminum alloy.

STANDARD MATERIALS

Stamped Aluminum

c UL us **UL LISTED**
E198259



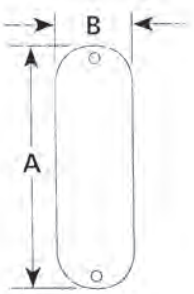

TYPE 02A

CATALOG NUMBER	TRADE SIZE	DIM A	DIM B	UNIT PACK	MASTER PACK	LBS. / 100 PCS.	UPC #
Aluminum Covers							
01A	1/2”	3.90	1.37	25	250	6	49105
02A	3/4”	4.70	1.60	25	250	10	49205
03A	1”	5.40	1.78	20	200	14	49305
04A	1-1/4” - 1-1/2”	7.25	2.52	25	100	18	49405
05A	2”	9.50	3.11	-	50	20	49505
06A	2-1/2” - 3”	12.13	4.45	-	10	33	49605
07A	3-1/2” - 4”	14.94	5.50	-	10	62	49705

MALLEABLE IRON CONDUIT BODY COVERS

APPLICATION

Used with conduit bodies to cover opening.

FEATURES

- Supplied with Stainless Steel captive screws
- Sizes 21/2" thru 4" with raised dome affords additional wiring room

STANDARD MATERIALS

Malleable Iron

STANDARD FINISH

Zinc plated

c UL us **UL LISTED**
E198259

OPTIONAL FINISH

For additional corrosion protection, specify Hot Dipped Galvanized. Add suffix 'G' to Malleable Iron catalog number. Example 01MG. For more information, see page 13.



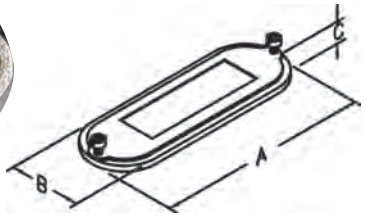

TYPE 01M

CATALOG NUMBER	TRADE SIZE	DIM A	DIM B	DIM C	UNIT PACK	MASTER PACK	LBS. / 100 PCS.	UPC #
Malleable Iron								
01M	1/2"	3.936	1.313	0.063	25	250	23	90131
02M	3/4"	4.625	1.500	0.063	25	250	31	90132
03M	1"	5.313	1.750	0.063	20	200	41	90133
04M	1-1/4" - 1-1/2"	7.188	2.500	0.250	25	100	91	90134
05M	2"	9.500	3.188	0.313	-	25	208	90135
06M	2-1/2" - 3"	12.125	4.313	1.063	-	10	358	90136
07M	3-1/2" - 4"	14.875	5.625	1.125	-	10	550	90137

MALLEABLE IRON/HOT DIPPED GALVANIZED CONDUIT BODY COVERS

New Product

APPLICATION

Used with conduit bodies to cover opening.

FEATURES

- Supplied with Stainless Steel captive screws
- Sizes 21/2" thru 4" with raised dome affords additional wiring room

STANDARD MATERIALS

Malleable Iron

STANDARD FINISH

Hot Dipped Galvanized/Zinc Plated

c UL us **UL LISTED**
E198259





TYPE 01MG

CATALOG NUMBER	TRADE SIZE	DIM A	DIM B	DIM C	UNIT PACK	MASTER PACK	LBS. / 100 PCS.	UPC #
01MG	1/2"	3.936	1.313	0.063	25	250	23	70224
02MG	3/4"	4.625	1.500	0.063	25	250	31	70225
03MG	1"	5.313	1.750	0.063	20	200	41	70226
04MG	1-1/4" - 1-1/2"	7.188	2.500	0.250	25	100	91	70227
05MG	2"	9.500	3.188	0.313	-	25	208	70228
06MG	2-1/2" - 3"	12.125	4.313	1.063	-	10	358	70229
07MG	3-1/2" - 4"	14.875	5.625	1.125	-	10	550	70230

SteelElectric PRODUCTS
Ph: 718.259.6100 / 800.626.1223 Fax: 718.331.1874
www.sepco-usa.com

CONDUIT BODY COVERS
NEOPRENE GASKETS

APPLICATION

- Gasket used with conduit bodies for a raintight seal.

STANDARD MATERIALS

Neoprene Rubber



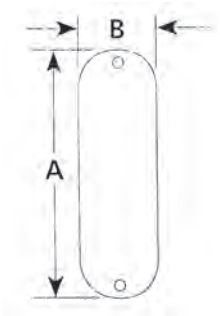

TYPE 11

CATALOG NUMBER	TRADE SIZE	DIM A	DIM B	UNIT PACK	MASTER PACK	LBS. / 100 PCS.	UPC #
Neoprene Gaskets							
10	1/2”	3.90	1.37	200	2000	3	49910
11	3/4”	4.60	1.56	100	1000	3	49911
12	1”	5.34	1.73	100	1000	3	49912
13	1-1/4” - 1-1/2”	7.25	2.51	50	500	6	49913
14	2”	9.50	3.05	25	100	11	49914
15	2-1/2” - 3”	12.13	4.39	-	10	13	49915
16	3-1/2” - 4”	14.88	5.43	-	10	28	49916

FORM 7 CONDUIT BODY COVERS

FOR THREADED RIGID CONDUIT AND IMC

APPLICATION

Used with Form 7 conduit bodies to cover opening

FEATURES

- Covers with integral sealing gaskets are installed without the use of screws, reducing installation time and costs.
- Supplied with Stainless Steel captive screws
- Easy installation
- Easy removal

STANDARD MATERIALS

Steel / Stainless Steel Screws

STANDARD FINISH

Zinc Plated

c UL us **UL LISTED**
E198259

New Product





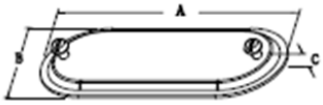

Covers with integral sealing gasket

TYPE 270

CATALOG NUMBER	TRADE SIZE	DIM A	DIM B	DIM C	UNIT PACK	MASTER PACK	LBS. / 100 PCS.	UPC #
170	1/2”	3.66	1.35	0.27	50	250	11	10500
270	3/4”	4.29	1.55	0.27	50	250	16	10501
370	1”	5.03	1.79	0.28	25	200	21	10502
470	1-1/4”	5.57	2.19	0.28	20	100	29	10503
570	1-1/2”	6.06	2.45	0.28	20	100	33	10504
670	2"	7.07	3.01	0.28	-	50	44	10505
870	2-1/2” – 3”	9.06	4.25	0.50	-	10	113	10506
970	3-1/2”- 4”	11.00	5.31	0.64	-	10	150	10507

STANDARD MATERIALS

Gray Iron / Stainless Steel Screws

STANDARD FINISH

Zinc Plated

c UL us **UL LISTED**
E198259

New Product





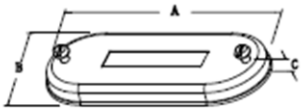

Covers with integral sealing gasket

TYPE 270G

CATALOG NUMBER	TRADE SIZE	DIM A	DIM B	DIM C	UNIT PACK	MASTER PACK	LBS. / 100 PCS.	UPC #
170G	1/2”	3.66	1.35	037	50	250	31	10508
270G	3/4”	4.29	1.55	0.37	50	250	39	10509
370G	1”	5.03	1.79	0.47	25	200	58	10510
470G	1-1/4”	5.57	2.19	0.51	20	100	88	10511
570G	1-1/2”	6.06	2.45	0.57	20	100	108	10512
670G	2"	7.07	3.01	0.58	-	25	165	10513
870G	2-1/2” – 3”	9.06	4.25	0.58	-	10	220	10514
970G	3-1/2”- 4”	11.00	5.31	0.64	-	10	265	10515

SteelElectric PRODUCTS

Ph: 718.259.6100 / 800.626.1223 Fax: 718.331.1874
www.sepco-usa.com

MALLEABLE IRON INSULATED GROUNDING BUSHINGS

FOR THREADED RIGID CONDUIT AND IMC

APPLICATION

Used with a locknut to terminate threaded rigid and IMC conduit to a box or enclosure and to provide a smooth pulling surface. Thermoplastic liner prevents damage to wire insulation. Liner rated at 150°C.

FEATURES

- The plastic liner won't chip, crack, swell or shrink. It resists corrosion, chemicals, and temperature extremes.
- Set-screw provided with each fitting locks bushing in any desired position.
- UL Listed for use with Copper or Aluminum Grounding Conductors.

STANDARD MATERIALS

Malleable Iron/Open side tin plated aluminum lug.

STANDARD FINISH

Zinc plated

Optional Lug: Available with copper lug; use suffix C instead of L. Example 20BI4C.

c UL us **UL LISTED**
E93683

OPTIONAL FINISH

For additional corrosion protection, specify Hot Dipped Galvanized. Add suffix 'G' to Malleable Iron catalog number. Example 20BI4LG. For more information, see page 14.



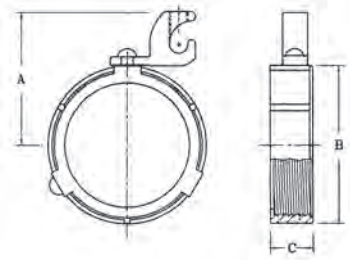

TYPE 25BI4L

CATALOG NUMBER	TRADE SIZE	GROUNDING LUG CAPACITY	DIM A	DIM B	DIM C	UNIT PACK	MASTER PACK	LBS. / 100 PCS.	UPC #
Threaded									
20BI4L	1/2"	#14 - #4	1.34	1.19	0.61	100	1000	7	20006
21BI4L	3/4"	#14 - #4	1.47	1.45	0.64	50	500	11	20013
22BI4L	1"	#14 - #4	1.63	1.76	0.72	25	250	15	20019
23BI4L	1-1/4"	#14 - #4	1.80	2.10	0.74	25	250	18	20025
24BI4L	1-1/2"	#14 - #4	2.11	2.33	0.80	25	250	23	20033
25BI0L	2"	#14 - #2/0	2.55	2.79	0.85	25	250	32	25012
25BI4L	2"	#14 - #4	2.34	2.79	0.85	25	250	28	25011
26BI0L	2-1/2"	#14 - #2/0	2.84	3.33	1.10	-	10	57	25017
26BI40L	2-1/2"	#6 - #250MCM	3.47	3.33	1.10	-	10	70	25018
27BI0L	3"	#14 - #2/0	3.11	3.87	1.10	-	10	73	25029
27BI40L	3"	#6 - #250MCM	3.74	3.87	1.10	-	10	85	25030
28BI0L	3-1/2"	#14 - #2/0	3.38	4.42	1.10	-	10	88	28043
28BI40L	3-1/2"	#6 - #250MCM	4.02	4.42	1.10	-	10	90	28044
29BI0L	4"	#14 - #2/0	3.62	4.89	1.10	-	10	118	28055
29BI40L	4"	#6 - #250MCM	4.25	4.89	1.10	-	10	121	28056
30BI40L	5"	#6 - #250MCM	4.80	6.00	1.13	-	10	165	28067
31BI40L	6"	#6 - #250MCM	5.46	7.31	1.13	-	10	203	28068

MALLEABLE IRON/HOT DIPPED GALVANIZED INSULATED GROUNDING BUSHINGS

FOR THREADED RIGID CONDUIT AND IMC

New Product

APPLICATION

Used with a locknut to terminate threaded rigid and IMC conduit to a box or enclosure and to provide a smooth pulling surface. Thermoplastic liner prevents damage to wire insulation. Liner rated at 150°C.

FEATURES

- The plastic liner won't chip, crack, swell or shrink. It resists corrosion, chemicals, and temperature extremes.
- Set-screw provided with each fitting locks bushing in any desired position.
- UL Listed for use with Copper or Aluminum Grounding Conductors.

STANDARD MATERIALS

Malleable Iron/Open side tin plated aluminum lug.

STANDARD FINISH

Hot Dipped Galvanized/Zinc Plated

Optional Lug: Available with copper lug; use suffix C instead of L. Example 21BI4CG.

c UL us **UL LISTED**
E93683

OPTIONAL FINISH

For Malleable Iron / Zinc Plated, please remove suffix 'G' from Hot Dipped Galvanized Catalog Number and see page 57.



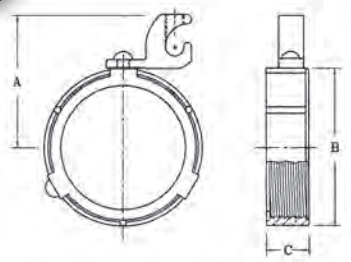

TYPE 25BI4LG

CATALOG NUMBER	TRADE SIZE	GROUNDING LUG CAPACITY	DIM A	DIM B	DIM C	UNIT PACK	MASTER PACK	LBS. / 100 PCS.	UPC #
Threaded									
20BI4LG	1/2"	#14 - #4	1.34	1.19	0.61	100	1000	7	10021
21BI4LG	3/4"	#14 - #4	1.47	1.45	0.64	50	500	11	10022
22BI4LG	1"	#14 - #4	1.63	1.76	0.72	25	250	15	10023
23BI4LG	1-1/4"	#14 - #4	1.80	2.10	0.74	25	250	18	10024
24BI4LG	1-1/2"	#14 - #4	2.11	2.33	0.80	25	250	23	10025
25BI4LG	2"	#14 - #4	2.34	2.79	0.85	25	250	28	10026
26BIOLG	2-1/2"	#14 - #2/0	2.84	3.33	1.10	-	10	57	10027
26BI4OLG	2-1/2"	#6 - #250MCM	3.47	3.33	1.10	-	10	70	10028
27BIOLG	3"	#14 - #2/0	3.11	3.87	1.10	-	10	73	10029
27BI4OLG	3"	#6 - #250MCM	3.74	3.87	1.10	-	10	85	10030
28BIOLG	3-1/2"	#14 - #2/0	3.38	4.42	1.10	-	10	88	10031
28BI4OLG	3-1/2"	#6 - #250MCM	4.02	4.42	1.10	-	10	90	10032
29BIOLG	4"	#14 - #2/0	3.62	4.89	1.10	-	10	118	10033
29BI4OLG	4"	#6 - #250MCM	4.25	4.89	1.10	-	10	121	10034
30BI4OLG	5"	#6 - #250MCM	4.80	6.00	1.13	-	10	165	10036
31BI4OLG	6"	#6 - #250MCM	5.46	7.31	1.13	-	10	203	10038

SteelElectric PRODUCTS

Ph: 718.259.6100 / 800.626.1223 Fax: 718.331.1874
www.sepco-usa.com

MALLEABLE IRON THREADLESS INSULATED GROUNDING BUSHINGS

FOR THREADLESS RIGID CONDUIT AND IMC

APPLICATION

Used with a locknut to terminate threadless rigid and IMC conduit to a box or enclosure and to provide a smooth pulling surface. Thermoplastic liner prevents damage to wire insulation. Liner rated at 150°C.

FEATURES

- The plastic liner won't chip, crack, swell or shrink. It resists corrosion, chemicals, and temperature extremes.
- Set-screw provided with each fitting locks bushing in any desired position.
- UL Listed for use with Copper or Aluminum Grounding Conductors.

STANDARD MATERIALS

Malleable Iron/Open side tin plated aluminum lug.

STANDARD FINISH

Zinc plated

c UL us **UL LISTED**
E93683



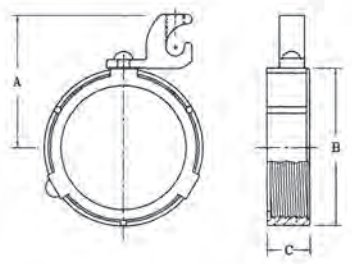

TYPE 25BI4LSS

CATALOG NUMBER	TRADE SIZE	GROUNDING LUG CAPACITY	DIM A	DIM B	DIM C	UNIT PACK	MASTER PACK	LBS. / 100 PCS.	UPC #
Set-Screw									
20BI4LSS	1/2"	#14-#4	1.19	0.61	0.61	100	1000	7	12700
21BI4LSS	3/4"	#14-#4	1.44	0.64	0.64	50	500	11	12701
22BI4LSS	1"	#14-#4	1.75	0.72	0.72	25	250	15	12702
23BI4LSS	1-1/4"	#14-#4	2.13	0.74	0.74	25	250	18	12703
24BI4LSS	1-1/2"	#14-#4	2.31	0.80	0.80	25	250	23	12704
25BI4LSS	2"	#14-#4	2.81	0.85	0.85	25	250	28	29405
26BI0LSS	2-1/2"	#14-#1/0	3.38	1.10	0.85	-	10	57	12706
26BI40LSS	2-1/2"	#6-#250MCM	3.38	1.10	1.10	-	10	70	29406
27BI0LSS	3"	#14-#2/0	4.06	1.10	1.10	-	10	73	12707
27BI40LSS	3"	#6-#250MCM	4.06	1.10	1.10	-	10	85	29407
28BI0LSS	3-1/2"	#14-#2/0	4.50	1.10	1.10	-	10	88	12708
28BI40LSS	3-1/2"	#6-#250MCM	4.50	1.10	1.10	-	10	90	29408
29BI0LSS	4"	#14-#2/0	5.19	1.10	1.10	-	10	118	12709
29BI40LSS	4"	#6-#250MCM	5.19	1.10	1.10	-	10	121	29409
30BI40LSS	5"	#6-#250MCM	6.60	1.13	1.10	-	10	165	29410
31BI40LSS	6"	#6-#250MCM	7.18	1.13	1.13	-	10	203	29411

SPECIFICATION GRADE BRONZE INSULATED GROUNDING BUSHING

FOR THREADED RIGID CONDUIT AND IMC

New Product



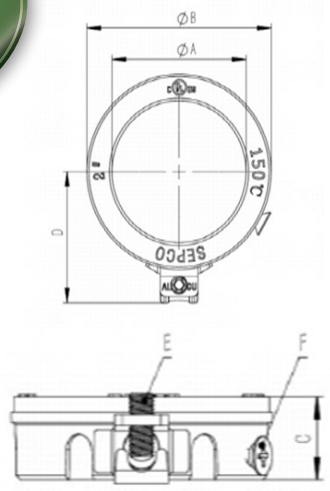

TYPE BRLG-1504

APPLICATION

To protect insulated conductors from abrasion during pulling and from mechanical vibration.

To provide voltage gradient between live conductors and ground at point of electrical and mechanical stress on conductor insulation.

FEATURES

- Molded-on high impact phenolic thermosetting insulation
- UL insulation temperature rating 150°C
- Positive metallic conduit stop
- For Highly corrosive atmospheres

STANDARD MATERIALS

Bushing: Bronze
Lug: Copper
Screws: Stainless Steel

STANDARD FINISH

Lug: Tin Plated

c UL us **UL LISTED**
E93683

CATALOG NUMBER	TRADE SIZE	DIM A	DIM B	DIM C	DIM D	DIM E	DIM F	UNIT PACK	MASTER PACK	LBS. / 100 PCS.	UPC #
BRLG-1504	1-1/2”	1.504	2.315	0.768	1.669	1/4”-28UNF	#10-24UNC	-	25	35	10670
BRLG-2004	2”	2.000	2.752	0.768	1.900	1/4”-28UNF	#10-24UNC	-	25	35	10675
BRLG-3104	3”	3.024	4.031	1.039	2.531	1/4”-28UNF	#10-24UNC	-	10	85	10680

SteelElectric PRODUCTS
Ph: 718.259.6100 / 800.626.1223 Fax: 718.331.1874
www.sepco-usa.com

ZINC INSULATED GROUNDING BUSHINGS

FOR THREADED RIGID CONDUIT AND IMC

APPLICATION

Used with a locknut to terminate threaded rigid and IMC conduit to a box or enclosure and to provide a smooth pulling surface. Thermoplastic liner prevents damage to wire insulation. Liner rated at 150°C.

FEATURES

- The plastic liner won't chip, crack, swell or shrink. It resists corrosion, chemicals, and temperature extremes.
- Set-screw provided with each fitting locks bushing in any desired position.
- UL Listed for use with Copper or Aluminum Grounding Conductors.

STANDARD MATERIALS

Zinc Die Cast/Open side tin plated aluminum lug.

c UL us **UL LISTED**
E93683



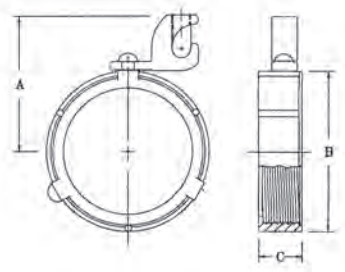

TYPE 25BIZ4L

CATALOG NUMBER	TRADE SIZE	GROUNDING LUG CAPACITY	DIM A	DIM B	DIM C	UNIT PACK	MASTER PACK	LBS. / 100 PCS.	UPC #
20BIZ4L	1/2"	#14 - #4	1.313	1.063	0.500	100	1000	4	20009
21BIZ4L	3/4"	#14 - #4	1.406	1.281	0.500	50	500	6	20016
22BIZ4L	1"	#14 - #4	1.563	1.531	0.596	25	250	8	20022
23BIZ4L	1-1/4"	#14 - #4	1.750	1.875	0.625	25	250	14	20028
24BIZ4L	1-1/2"	#14 - #4	2.031	2.156	0.625	25	250	16	20038
25BIZ4L	2"	#14 - #4	2.281	2.625	0.625	25	250	23	25007
25BIZ0L	2"	#14 - #1/0	2.500	2.625	0.625	25	250	26	25008
26BIZ0L	2-1/2"	#14 - #1/0	2.875	3.219	0.875	-	10	39	25023
26BIZ40L	2-1/2"	#6 - #250MCM	3.156	3.219	0.875	-	10	43	25024
27BIZ0L	3"	#14 - #1/0	3.313	3.813	0.875	-	10	46	25035
27BIZ40L	3"	#6 - #250MCM	3.625	3.813	0.875	-	10	51	25036
28BIZ0L	3-1/2"	#14 - #1/0	3.718	4.344	0.875	-	10	50	28049
28BIZ40L	3-1/2"	#6 - #250MCM	3.875	4.344	0.875	-	10	56	28050
29BIZ0L	4"	#14 - #1/0	3.968	4.813	0.875	-	10	58	28061
29BIZ40L	4"	#6 - #250MCM	4.125	4.813	0.875	-	10	65	28062

MALLEABLE IRON INSULATED BUSHINGS

FOR RIGID CONDUIT AND IMC

APPLICATION

Used with a locknut to terminate threaded/ threadless rigid and IMC conduit to a box or enclosure and to provide a smooth pulling surface. Thermoplastic liner prevents damage to wire insulation. Liner rated at 150°C.

FEATURES

- The plastic liner won't chip, crack, swell or shrink. It resists corrosion, chemicals, and temperature extremes.

STANDARD MATERIALS

Malleable Iron

STANDARD FINISH

Zinc plated

c UL us **UL LISTED**
E198258

For Threaded Rigid Conduit and IMC



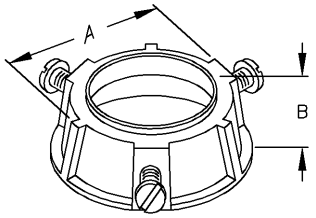

TYPE 1206

CATALOG NUMBER	TRADE SIZE	DIM A	DIM B	UNIT PACK	MASTER PACK	LBS. / 100 PCS.	UPC #
1206	1/2"	1.19	0.50	100	1000	6	12061
1207	3/4"	1.44	0.56	100	500	9	12071
1208	1"	1.75	0.63	50	500	13	12081
1209	1-1/4"	2.13	0.75	25	250	17	12091
1210	1-1/2"	2.31	0.88	25	250	21	12101
1211	2"	2.81	0.94	-	25	25	12111
1212	2-1/2"	3.38	1.00	-	25	51	12121
1213	3"	4.06	1.13	-	25	66	12131
1214	3-1/2"	4.50	1.19	-	25	72	12141
1215	4"	5.19	1.31	-	25	103	12151
1216	5"	6.06	1.31	-	10	147	12161
1217	6"	7.15	1.31	-	10	184	12171

Also available with lay-in lugs. See page 57.

For Threadless Rigid Conduit and IMC



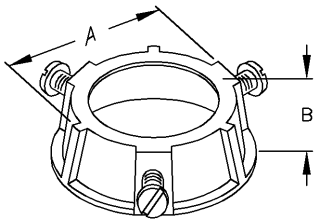

TYPE 1206SS

CATALOG NUMBER	TRADE SIZE	DIM A	DIM B	UNIT PACK	MASTER PACK	LBS. / 100 PCS.	UPC #
1206SS	1/2"	1.19	0.50	100	1000	6	12206
1207SS	3/4"	1.44	0.56	100	500	9	12207
1208SS	1"	1.75	0.63	50	500	13	12208
1209SS	1-1/4"	2.13	0.75	25	250	17	12209
1210SS	1-1/2"	2.31	0.81	25	250	21	12210
1211SS	2"	2.81	0.88	-	25	25	12221
1212SS	2-1/2"	3.35	1.10	-	25	51	12222
1213SS	3"	4.06	1.10	-	25	66	12223
1214SS	3-1/2"	4.50	1.10	-	25	72	12224
1215SS	4"	5.19	1.10	-	25	103	12225
1216SS	5"	6.00	1.13	-	10	147	12226
1217SS	6"	7.18	1.13	-	10	184	12227

Also available with lay-in lugs. See page 59.

SteelElectric PRODUCTS
Ph: 718.259.6100 / 800.626.1223 Fax: 718.331.1874
www.sepco-usa.com

ZINC INSULATED BUSHINGS
FOR THREADED RIGID CONDUIT AND IMC

APPLICATION

Used with a locknut to terminate threaded rigid and IMC conduit to a box or enclosure and to provide a smooth pulling surface. Thermoplastic liner prevents damage to wire insulation. Liner rated at 150°C.

FEATURES

- The plastic liner won't chip, crack, swell or shrink. It resists corrosion, chemicals, and temperature extremes.

STANDARD MATERIALS

Zinc Die Cast

c UL us **UL LISTED**
E198258



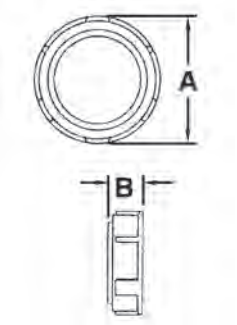

TYPE 1207Z

CATALOG NUMBER	TRADE SIZE	DIM A	DIM B	UNIT PACK	MASTER PACK	LBS. / 100 PCS.	UPC #
1206Z	1/2"	1.15	0.47	100	1000	3	12062
1207Z	3/4"	1.41	0.47	100	500	4	12072
1208Z	1"	1.68	0.54	50	500	7	12082
1209Z	1-1/4"	1.94	0.60	25	250	15	12092
1210Z	1-1/2"	2.20	0.62	25	250	19	12102
1211Z	2"	2.80	0.62	-	25	22	12112
1212Z	2-1/2"	3.32	0.93	-	25	42	12122
1213Z	3"	3.94	0.93	-	25	51	12132
1214Z	3-1/2"	4.45	0.94	-	25	68	12142
1215Z	4"	5.00	0.97	-	25	98	12152

Also available with lay-in lugs. See page 61.

MALLEABLE IRON AND ZINC CONDUIT BUSHINGS

FOR THREADED RIGID CONDUIT AND IMC

APPLICATION

Used with a locknut to terminate threaded rigid and IMC conduit to a box or enclosure.

FEATURES

- Bushing surface rounded to prevent damage to wire insulation during pulling.

STANDARD MATERIALS

Malleable Iron

STANDARD FINISH

Zinc plated

c UL us **UL LISTED**
E198258

Malleable Iron



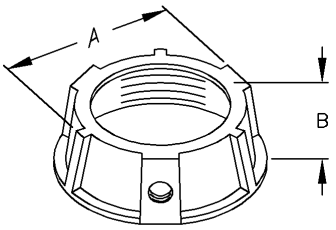

TYPE 806

CATALOG NUMBER	TRADE SIZE	DIM A	DIM B	UNIT PACK	MASTER PACK	LBS. / 100 PCS.	UPC #
806	1/2”	1.06	0.38	100	1000	6	18061
807	3/4”	1.25	0.44	100	1000	9	18071
808	1”	1.50	0.56	50	500	13	18081
809	1-1/4”	1.88	0.75	25	250	16	18091
810	1-1/2”	2.19	0.69	25	250	21	18101
811	2”	2.63	0.81	-	25	25	18111
812	2-1/2”	3.13	0.81	-	25	50	18121
814	3”	3.75	1.00	-	25	66	18141
815	3-1/2”	4.31	1.00	-	25	71	18151
816	4”	4.88	1.00	-	25	102	18161
817	5”	6.13	1.13	-	10	146	18171
818	6”	7.19	1.13	-	10	183	18181

STANDARD MATERIALS

Zinc Die Cast

c UL us **UL LISTED**
E198258

Zinc Die Cast



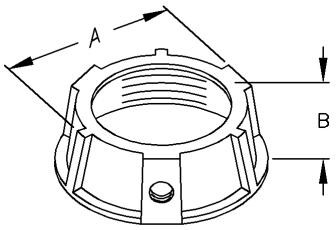

TYPE 806Z

CATALOG NUMBER	TRADE SIZE	DIM A	DIM B	UNIT PACK	MASTER PACK	LBS. / 100 PCS.	UPC #
806Z	1/2”	1.15	0.47	100	1000	3	18062
807Z	3/4”	1.41	0.47	100	1000	4	18072
808Z	1”	1.68	0.54	50	500	7	18082
809Z	1-1/4”	1.94	0.60	25	250	15	18092
810Z	1-1/2”	2.20	0.62	25	250	19	18102
811Z	2”	2.80	0.62	-	25	22	18112
812Z	2-1/2”	3.32	0.93	-	25	42	18122
814Z	3”	3.94	0.93	-	25	51	18142
815Z	3-1/2”	4.45	0.94	-	25	68	18152
816Z	4”	5.00	0.97	-	25	98	18162

SteelElectric PRODUCTS

Ph: 718.259.6100 / 800.626.1223 Fax: 718.331.1874
www.sepco-usa.com

MALLEABLE IRON/HOT DIPPED GALVANIZED CABLE SUPPORTS-BODY ONLY

FOR THREADED RIGID CONDUIT AND IMC

New Product

APPLICATION

For supporting non-armored electrical cables in vertical conduit risers

FEATURES

- Threaded for Rigid Conduit and IMC
- The fastest and easiest type cable support to install
- Equipped with tapered phenolic bushing

STANDARD MATERIAL

Malleable Iron

STANDARD FINISH

Hot Dipped Galvanized

c UL us **UL LISTED** E198258



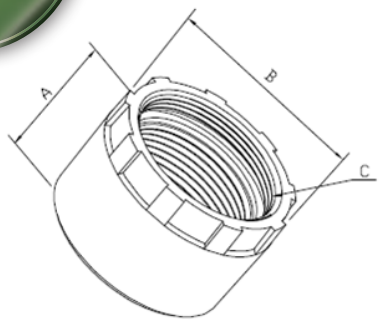

TYPE CSB-200

CATALOG NUMBER	TRADE SIZE	DIM A	DIM B	DIM C	UNIT PACK	MASTER PACK	LBS. / 100 PCS.	UPC #
CSB-200	2”	2.375	2.625	2”-8 NPSM	1	10	175	50035
CSB-250	2-1/2”	2.520	3.610	2 1/2”-8 NPSM	1	10	225	50036
CSB-300	3”	2.750	4.290	3”-8 NPSM	1	10	282	50037
CSB-350	3-1/2”	3.100	4.960	3 1/2”-8 NPSM	1	5	335	50038
CSB-400	4”	3.100	5.520	4”-8 NPSM	1	5	470	50049

CONDUIT CAPPED BUSHINGS
FOR THREADED RIGID CONDUIT AND IMC

FEATURES

- Bushings are supplied with metal cap insert.

STANDARD MATERIALS

Zinc Die Cast

Zinc Die Cast - Metal Capped



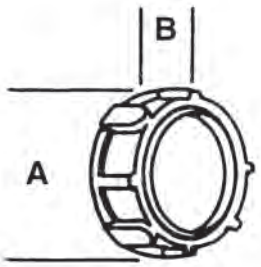

TYPE 820Z

CATALOG NUMBER	TRADE SIZE	DIM A	DIM B	UNIT PACK	MASTER PACK	LBS. / 100 PCS.	UPC #
820Z	1/2”	1.15	0.47	100	1000	2	18202
821Z	3/4”	1.41	0.47	100	1000	4	18212
822Z	1”	1.68	0.54	50	500	6	18222
823Z	1-1/4”	1.94	0.60	25	250	9	18232
824Z	1-1/2”	2.20	0.62	25	250	13	18241
825Z	2”	2.80	0.62	-	25	17	18252
838Z	2-1/2”	3.32	0.93	-	25	35	18382
839Z	3”	3.94	0.93	10	100	48	18392
840Z	3-1/2”	4.45	0.94	5	25	57	18402
841Z	4”	5.00	0.97	5	25	81	18412

Also available Zinc Die Cast bushing with paper cap. Please call factory.

CONDUIT METAL PENNIES
FOR THREADED RIGID CONDUIT AND IMC

APPLICATION

Used to insert into zinc die cast or malleable iron bushing.

STANDARD MATERIALS

Steel

Metal Pennies



TYPE 535M

CATALOG NUMBER	TRADE SIZE	UNIT PACK	MASTER PACK	LBS. / 100 PCS.	UPC #
530M	1/2”	-	500	1	15301
531M	3/4”	-	500	1	15311
532M	1”	-	100	1	15321
533M	1-1/4”	-	100	2	15331
534M	1-1/2”	-	100	2	15341
535M	2”	-	50	3	15351
536M	2-1/2”	-	50	5	15361
537M	3”	-	50	6	15371
538M	3-1/2”	-	25	10	15381
539M	4”	-	25	12	15391
559M	5”	-	10	13	15591
569M	6”	-	10	15	15691

SteelElectric PRODUCTS

Ph: 718.259.6100 / 800.626.1223 Fax: 718.331.1874
www.sepco-usa.com

PHENOLIC INSULATING COUPLINGS

FOR THREADED RIGID CONDUIT AND IMC

APPLICATION

The ICC Coupling is recommended for use where high strength or resistance to moisture or acid conditions is required.

FEATURES

- Has a substantial center shoulder, which prevents butting of the conduits, to assure a definite break in the metallic path
- Will not melt, soften or burn
- Temperature rating is 150°C
- Dielectric strength of 220 V/mil.
- Tapered threads (NPT)

STANDARD MATERIALS

Canvas base phenolic (black)

New Product



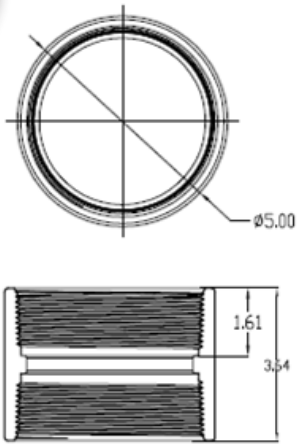

TYPE ICC-400

CATALOG NUMBER	TRADE SIZE	DIM A	DIM B	DIM C	UNIT PACK	MASTER PACK	LBS. / 100 PCS.	UPC #
ICC-400	4”	5.00	1.61	3.34	1	10	66	82345

PLASTIC BUSHINGS

FOR THREADED RIGID CONDUIT AND IMC

APPLICATION

Threaded plastic bushings are used at the end of threaded conduit, or conduit connector, to provide smooth well rounded bearing surface for wires or cables as required by the National Electrical Code.

FEATURES

- Thermoplastic material-heat, impact and torque resistance
- Meets UL and CSA specifications

STANDARD MATERIALS

Flame-Retardant
Polypropylene.
(Rated to 221° F, 105° C)

UL LISTED
E198258



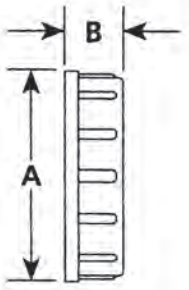

TYPE ST10

CATALOG NUMBER	TRADE SIZE	DIM A	DIM B	UNIT PACK	MASTER PACK	LBS. / 100 PCS.	UPC #
ST10	1/2”	1.03	0.37	100	1000	1	51068
ST11	3/4”	1.28	0.39	100	1000	1	51168
ST12	1”	1.65	0.50	50	500	2	51268
ST13	1-1/4”	2.10	0.49	25	250	2	51368
ST14	1-1/2”’	2.28	0.49	25	250	4	51468
ST15	2”	2.66	0.54	-	100	5	51568
ST16	2-1/2”’	3.31	0.63	-	25	6	51668
ST17	3”	3.95	0.70	-	25	7	51768
ST18	3-1/2”	4.41	0.71	-	25	8	51868
ST19	4”	4.94	0.73	-	25	9	51968
ST20	5”	6.38	1.00	-	5	32	52068
ST21	6”	7.50	0.99	-	5	40	52168

SteelElectric PRODUCTS
Ph: 718.259.6100 / 800.626.1223 Fax: 718.331.1874
www.sepco-usa.com

OFFSET CONDUIT NIPPLES
FOR RIGID CONDUIT AND IMC

APPLICATION

To offset the axis of raceways 3/4 of an inch.

STANDARD MATERIALS

Zinc Die Cast

UL LISTED
E198258

Zinc Die Cast



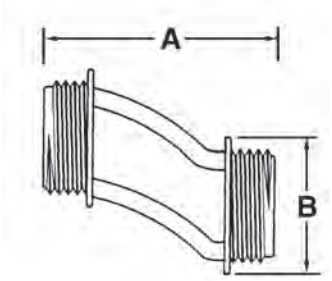

TYPE C41

CATALOG NUMBER	TRADE SIZE	DIM A	DIM B	UNIT PACK	MASTER PACK	LBS. / 100 PCS.	UPC #
C41	1/2”	2.440	0.940	10	100	12	13412
C42	3/4”	2.560	1.150	10	100	16	13422
C43	1”	2.750	1.420	10	100	22	13432
C44	1-1/4”	2.880	1.850	5	50	34	13442
C45	1-1/2”	3.060	2.070	5	50	46	13452
C46	2”	3.120	2.600	2	20	66	13462
C465	2-1/2”	3.500	2.980	-	2	97	13465
C466	3”	3.850	3.360	-	1	184	13475
C467	3-1/2”	5.000	4.477	-	1	200	13485
C468	4”	5.000	4.960	-	1	222	13495

STANDARD MATERIALS

Malleable Iron

MATERIAL/FINISH

Zinc Plated

c UL us UL LISTED
E198258

Malleable Iron



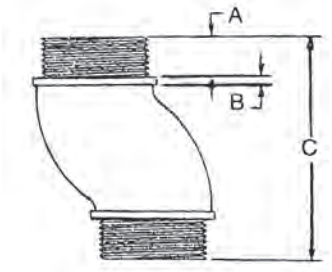

TYPE OSN50

CATALOG NUMBER	TRADE SIZE	DIM A	DIM B	DIM C	UNIT PACK	MASTER PACK	LBS. / 100 PCS.	UPC #
OSN50	1/2”	0.438	0.125	2.250	10	100	22	13991
OSN75	3/4”	0.500	0.125	2.438	10	100	30	13993
OSN100	1”	0.563	0.125	2.500	10	100	42	13995
OSN125	1-1/4”	0.625	0.125	2.625	5	50	70	13997

ZINC CONDUIT NIPPLES

FOR THREADED RIGID CONDUIT AND IMC

APPLICATION

Used through knockout to connect box to conduit coupling. Used with a locknut to connect two boxes side by side or back to back. Used with a locknut to connect fixture housing to continuous runs.

FEATURES

- Available with insulated Throat.
- With rigid conduit threads (NPS)

STANDARD MATERIALS

Zinc Die Cast

c UL us **UL LISTED**
E198258



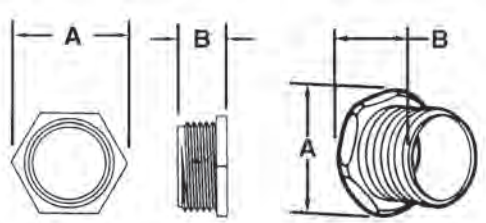

TYPE 90Z

CATALOG NUMBER	TRADE SIZE	DIM A	DIM B	UNIT PACK	MASTER PACK	LBS. / 100 PCS.	UPC #
90Z	1/2”	1.02	0.68	100	1000	4	19002
91Z	3/4”	1.29	0.75	50	500	6	19102
92Z	1”	1.53	0.87	25	250	10	19202
93Z	1-1/4”	1.89	0.94	25	250	14	19302
94Z	1-1/2”	2.30	0.91	25	100	20	19402
95Z	2”	2.88	1.07	10	40	32	19502
96Z	2-1/2”	3.39	1.38	10	40	43	19602
97Z	3”	4.06	1.44	10	40	55	19702
98Z	3-1/2”	4.61	1.47	10	40	68	19802
99Z	4”	5.15	1.47	5	20	70	19902

Insulated Throat



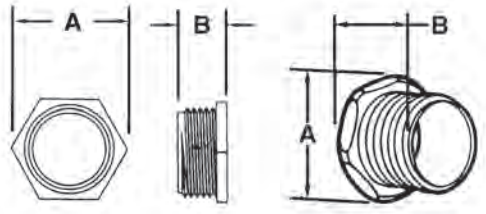

TYPE 90ZT

CATALOG NUMBER	TRADE SIZE	DIM A	DIM B	UNIT PACK	MASTER PACK	LBS. / 100 PCS.	UPC #
90ZT	1/2”	1.02	0.68	100	1000	4	19004
91ZT	3/4”	1.29	0.75	50	500	6	19104
92ZT	1”	1.53	0.87	25	250	10	19204
93ZT	1-1/4”	1.89	0.94	25	250	14	19304
94ZT	1-1/2”	2.30	0.91	25	100	20	19404
95ZT	2”	2.88	1.07	10	40	32	19504
96ZT	2-1/2”	3.39	1.38	10	40	43	19604
97ZT	3”	4.06	1.44	10	40	55	19704
98ZT	3-1/2”	4.61	1.47	10	40	68	19804
99ZT	4”	5.15	1.47	5	20	70	19904

SteelElectric PRODUCTS
Ph: 718.259.6100 / 800.626.1223 Fax: 718.331.1874
www.sepco-usa.com

MALLEABLE IRON CONDUIT NIPPLES

FOR THREADED RIGID CONDUIT AND IMC

APPLICATION

Used through knockout to connect box to conduit coupling. Used with a locknut to connect two boxes side by side or back to back. Used with a locknut to connect fixture housing to continuous runs.

FEATURES

- Available with insulated Throat.
- With rigid conduit threads (NPS)

STANDARD MATERIALS

Malleable Iron

STANDARD FINISH

Zinc Plated

c UL us **UL LISTED**
E198258



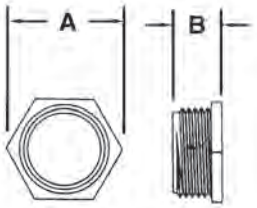

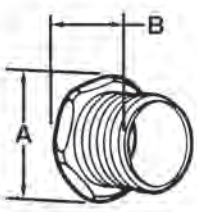

TYPE 90

CATALOG NUMBER	TRADE SIZE	DIM A	DIM B	UNIT PACK	MASTER PACK	LBS. / 100 PCS.	UPC #
90	1/2”	1.050	0.585	100	1000	6	19001
91	3/4”	1.310	0.545	100	1000	8	19101
92	1”	1.640	0.710	50	500	15	19201
93	1-1/4”	2.095	0.840	25	250	24	19301
94	1-1/2”	2.410	0.835	-	25	28	19401
95	2”	2.945	0.900	-	25	38	19501
96	2-1/2”	3.955	1.200	-	15	71	19601
97	3”	4.390	1.490	-	10	124	19701
98	3-1/2”	4.925	1.395	-	10	163	19801
99	4”	5.420	1.395	-	10	199	19901
995	5”	6.950	1.800	-	5	331	19951
996	6”	8.370	2.165	-	5	441	19961

Insulated Throat



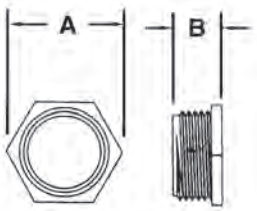

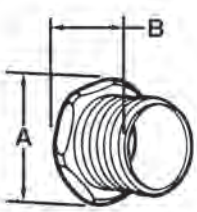

TYPE 90T

CATALOG NUMBER	TRADE SIZE	DIM A	DIM B	UNIT PACK	MASTER PACK	LBS. / 100 PCS.	UPC #
90T	1/2”	1.050	0.585	100	1000	6	19003
91T	3/4”	1.310	0.545	100	1000	8	19103
92T	1”	1.640	0.710	50	500	15	19203
93T	1-1/4”	2.095	0.840	25	250	24	19303
94T	1-1/2”	2.410	0.835	-	25	28	19403
95T	2”	2.945	0.900	-	25	38	19503
96T	2-1/2”	3.955	1.200	-	15	72	19603
97T	3”	4.390	1.490	-	10	125	19703
98T	3-1/2”	4.925	1.395	-	10	166	19803
99T	4”	5.420	1.395	-	10	202	19903
995T	5”	6.950	1.800	-	5	336	19953
996T	6”	8.370	2.165	-	5	448	19963

MALLEABLE IRON WATERTIGHT CONDUIT HUBS

FOR THREADED RIGID CONDUIT AND IMC

APPLICATION

General Purpose Fitting.
Insulated Throat form with Bonding Screw.

FEATURES

- Male thread type
- Tapered female thread for rigid conduit and IMC
- Recessed O-ring seal assures watertight and dust tight connections.
- Insulated throat and bonding locknut is suitable for service entrance application.
- Suitable for use in hazardous locations as follows: Class I, Div. 2 Class II, Div. I, 2 Class III, Div. I, 2 Per NEC 501-4 (b), 502-4 (a), 503-3 (a)

MATERIAL/FINISH

Malleable Iron/Zinc Plated

c UL us **UL LISTED** E198258



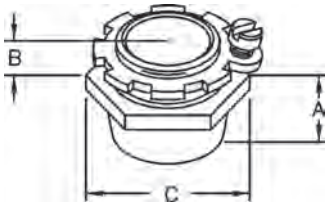

TYPE CHM50

CATALOG NUMBER	TRADE SIZE	DIM A	DIM B	DIM C	UNIT PACK	MASTER PACK	LBS. / 100 PCS.	UPC #
CHM50	1/2”	0.813	0.625	1.500	25	250	18	70870
CHM75	3/4”	0.938	0.625	1.813	25	250	25	70871
CHM100	1”	1.063	0.750	2.063	10	100	39	70872
CHM125	1-1/4”	1.250	0.750	2.625	5	25	54	70873
CHM150	1-1/2”	1.250	0.813	3.125	2	20	64	70874
CHM200	2”	1.250	0.813	3.563	2	20	98	70875
CHM250	2-1/2”	1.625	1.188	4.125	-	10	196	70876
CHM300	3”	1.750	1.250	4.938	-	5	282	70877
CHM350	3-1/2”	1.813	1.313	5.750	-	5	351	70878
CHM400	4”	1.938	1.375	6.188	-	5	395	70879
CHM500	5”	2.063	1.438	7.625	-	1	717	70880
CHM600	6”	2.125	1.563	8.813	-	1	888	70881

MALLEABLE IRON/HOT DIPPED GALVANIZED WATERTIGHT CONDUIT HUBS

FOR THREADED RIGID CONDUIT AND IMC

APPLICATION

General Purpose Fitting.
Insulated Throat form with Bonding Screw.

FEATURES

- Male thread type
- Tapered female thread for rigid conduit and IMC
- Recessed O-ring seal assures watertight and dust tight connections.
- Insulated throat and bonding locknut is suitable for service entrance application.
- Suitable for use in hazardous locations as follows: Class I, Div. 2 Class II, Div. I, 2 Class III, Div. I, 2 Per NEC 501-4 (b), 502-4 (a), 503-3 (a)

MATERIAL/FINISH

Malleable Iron

STANDARD FINISH

Hot Dipped Galvanized/Zinc Plated

c UL us **UL LISTED** E198258



New Product

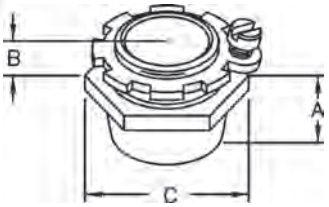

TYPE CHM50G

CATALOG NUMBER	TRADE SIZE	DIM A	DIM B	DIM C	UNIT PACK	MASTER PACK	LBS. / 100 PCS.	UPC #
CHM50G	1/2”	0.813	0.625	1.500	25	250	18	70910
CHM75G	3/4”	0.938	0.625	1.813	25	250	25	70911
CHM100G	1”	1.063	0.750	2.063	10	100	39	70912
CHM125G	1-1/4”	1.250	0.750	2.625	5	25	54	70913
CHM150G	1-1/2”	1.250	0.813	3.125	2	20	64	70914
CHM200G	2”	1.250	0.813	3.563	2	20	98	70915
CHM250G	2-1/2”	1.625	1.188	4.125	-	10	196	70916
CHM300G	3”	1.750	1.250	4.938	-	5	282	70917
CHM350G	3-1/2”	1.813	1.313	5.750	-	5	351	70918
CHM400G	4”	1.938	1.375	6.188	-	5	395	70919

SteelElectric PRODUCTS

Ph: 718.259.6100 / 800.626.1223 Fax: 718.331.1874
www.sepco-usa.com

WATERTIGHT CONDUIT HUBS

FOR THREADED RIGID CONDUIT AND IMC

APPLICATION

To secure threaded rigid service entrance conduit to box or enclosure. Insulated throat rated 105° C. BUNA-N sealing ring completely encircles knockout to prevent contaminants from entering enclosure.

FEATURES

- Assembled with 105°C rated flame retardant Lexan throat insulator and BUNA-N sealing ring.
- UL Listed and CSA Certified for use in wet locations.
- Meets NEMA sealing requirements for Type 2, 3, 3R, 4, 4X, 5, 12, and 13 enclosures.
- Certified for use in hazardous locations, Class II, Groups E, F, G and Class III.

STANDARD MATERIALS

Zinc Die Cast

UL LISTED
E198258

CSA CERTIFIED
C5F17

Note:
Minimum wall thickness that can be accommodated is 1/32

Zinc Die Cast



TYPE TWH20

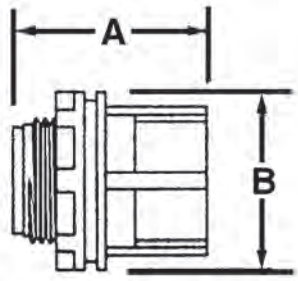

CATALOG NUMBER	TRADE SIZE	DIM A	DIM B	UNIT PACK	MASTER PACK	LBS. / 100 PCS.	UPC #
TWH10	1/2”	1.450	1.210	25	250	16	70010
TWH20	3/4”	1.570	1.430	25	250	22	70020
TWH30	1”	1.865	1.850	10	100	41	70030
TWH40	1-1/4”	1.985	2.280	5	25	55	70040
TWH50	1-1/2”	2.040	2.555	2	20	68	70050
TWH60	2”	2.150	3.060	2	20	95	70060
TWH70	2-1/2”	2.550	3.580	-	10	165	70070
TWH80	3”	2.625	4.190	-	5	216	70080
TWH90	3-1/2”	2.655	4.780	-	5	260	70090
TWH100	4”	2.680	5.355	-	5	338	70100

STANDARD CONDUIT LOCKNUTS

FOR THREADED RIGID CONDUIT AND IMC

APPLICATION

Conduit locknuts for securing threaded conduit or connectors with tapered or straight thread, to a knockout or unthreaded slip hole.

STANDARD MATERIALS

Steel

STANDARD FINISH

Zinc Plated

Standard Locknuts



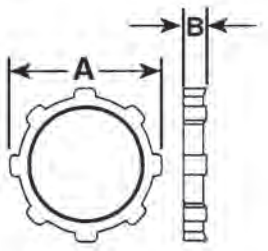

TYPE 707

CATALOG NUMBER	TRADE SIZE	DIM A	DIM B	UNIT PACK	MASTER PACK	LBS. / 100 PCS.	UPC #
706	1/2”	1.13	0.13	100	3000	1	17061
707	3/4”	1.40	0.13	100	1000	2	17071
708	1”	1.72	0.15	50	500	3	17081
709	1-1/4”	2.08	0.15	100	1000	4	17091
710	1-1/2	2.40	0.16	100	1000	6	17101
711	2”	2.90	0.17	50	500	8	17111
712	2-1/2”	3.48	0.19	50	250	14	17121
713	3”	4.13	0.18	25	250	18	17131
714	3-1/2”	4.70	0.20	25	125	23	17141
715	4”	5.32	0.20	-	25	26	17151
716	5”	6.38	0.42	-	10	60	17161
717	6”	7.75	0.43	-	10	70	17171

APPLICATION

Sealing locknuts provide a raintight seal when securing threaded conduit or connectors with tapered or straight thread, to a knockout or unthreaded slip hole of a box or enclosure. Installed as per the National Electrical Code Article 345-Intermediate Metal Conduit and Article 346-Rigid Metal Conduit

STANDARD MATERIALS

Steel/Neoprene Gasket

STANDARD FINISH

Zinc Plated

c UL us **UL LISTED**
E198258

Sealing Locknuts



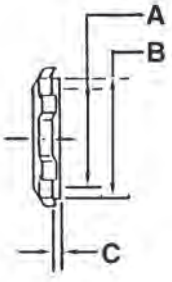

TYPE 706P

CATALOG NUMBER	TRADE SIZE	DIM A	DIM B	DIM C	UNIT PACK	MASTER PACK	LBS. / 100 PCS.	UPC #
706P	1/2”	0.780	0.970	0.110	100	1000	1	17063
707P	3/4”	1.100	1.210	0.100	100	1000	2	17073
708P	1”	1.270	1.520	0.090	50	500	4	17083
709P	1-1/4”	1.550	1.860	0.110	-	100	6	17093
710P	1-1/2”	1.820	2.100	0.120	-	100	7	17103
711P	2”	2.300	2.610	0.120	-	50	10	17113
712P	2-1/2”	2.820	3.180	0.140	-	20	14	17123
713P	3”	3.450	3.870	0.200	-	10	19	17115
714P	3-1/2”	3.950	4.400	0.200	-	10	23	17116
715P	4”	4.450	4.930	0.210	-	10	27	17117
716P	5”	6.515	6.223	0.975	-	10	90	17118
717P	6”	7.785	7.225	1.100	-	10	100	17119

SteelElectric PRODUCTS

Ph: 718.259.6100 / 800.626.1223 Fax: 718.331.1874
www.sepco-usa.com

STANDARD CONDUIT LOCKNUTS

FOR THREADED RIGID CONDUIT AND IMC

APPLICATION

Used with bushings to bond threaded rigid conduit and IMC to boxes, cabinets or other enclosures where locknut is exposed.

STANDARD MATERIALS

Steel

STANDARD FINISH

Zinc Plated

c UL us **UL LISTED**
E93683

Grounding Locknuts



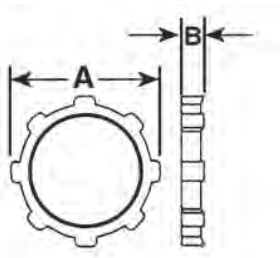

TYPE GL75

CATALOG NUMBER	TRADE SIZE	DIM A	DIM B	UNIT PACK	MASTER PACK	LBS. / 100 PCS.	UPC #
GL70	1/2”	1.250	0.220	100	1000	3	17704
GL71	3/4”	1.450	0.260	100	1000	4	17714
GL72	1”	1.720	0.245	50	500	5	17724
GL73	1-1/4”	2.020	0.240	50	500	6	17734
GL74	1-1/2”	2.535	0.250	50	500	8	17744
GL75	2”	2.950	0.250	25	250	13	17754
GL76	2-1/2”	3.570	0.280	10	100	19	17764
GL77	3”	4.330	0.295	10	100	21	17774
GL78	3-1/2”	4.810	0.310	10	100	38	17784
GL79	4”	5.395	0.300	10	100	40	17794
GL80	5”	6.487	0.525	-	10	76	17804
GL81	6”	7.830	0.525	-	10	87	17814

APPLICATION

Used with a fixture nipple to hang fixtures.

STANDARD MATERIALS

Steel

STANDARD FINISH

Zinc Plated

Conduit Oversize Locknuts



TYPE 705X

CATALOG NUMBER	TRADE SIZE	DIM ACROSS CORNERS	DIM ACROSS FLATS	UNIT PACK	MASTER PACK	LBS. / 100 PCS.	UPC #
705X	3/8”	1.038	1.006	-	250	1	17052

MALLEABLE IRON 3-PIECE COUPLINGS

FOR THREADED RIGID CONDUIT AND IMC

APPLICATION

Used to join two lengths of threaded conduit.

FEATURES

- Threaded (NPS) for rigid conduit and IMC
- Concrete tight

STANDARD MATERIALS

Malleable Iron

STANDARD FINISH

Zinc Plated

c UL us **UL LISTED** E198258





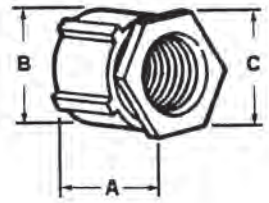

TYPE 1023

CATALOG NUMBER	TRADE SIZE	DIM A	DIM B	DIM C	UNIT PACK	MASTER PACK	LBS. / 100 PCS.	UPC #
1022	1/2"	1.38	1.36	1.36	20	200	26	10221
1023	3/4"	1.63	1.58	1.58	10	100	37	10231
1024	1"	1.81	1.89	1.89	-	20	55	10241
1025	1-1/4"	2.19	2.38	2.38	-	20	111	10251
1026	1-1/2"	2.31	2.83	2.83	-	10	172	10261
1027	2"	2.44	3.29	3.29	-	10	203	10271
1028	2-1/2"	3.19	4.08	4.08	2	10	327	10281
1029	3"	3.31	4.67	4.67	2	10	442	10291
1030	3-1/2"	3.50	5.07	5.07	1	5	608	10301
1031	4"	3.75	5.75	5.75	1	5	718	10311
1005	5"	3.69	6.88	7.50	-	1	1050	10051
1006	6"	4.31	8.00	8.00	-	1	1250	10061

MALLEABLE IRON/HOT DIPPED GALVANIZED 3-PIECE COUPLINGS

FOR THREADED RIGID CONDUIT AND IMC

New Product

APPLICATION

Used to join two lengths of threaded conduit.

FEATURES

- Threaded (NPS) for rigid conduit and IMC
- Concrete tight

STANDARD MATERIALS

Malleable Iron

STANDARD FINISH

Hot Dipped Galvanized/Zinc Plated

c UL us **UL LISTED** E198258





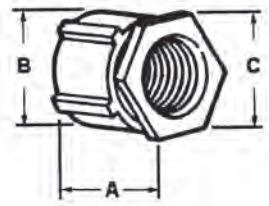

TYPE 1023G

CATALOG NUMBER	TRADE SIZE	DIM A	DIM B	DIM C	UNIT PACK	MASTER PACK	LBS. / 100 PCS.	UPC #
1022G	1/2"	1.38	1.36	1.36	20	200	26	10009
1023G	3/4"	1.63	1.58	1.58	10	100	37	10210
1024G	1"	1.81	1.89	1.89	-	20	55	10011
1025G	1-1/4"	2.19	2.38	2.38	-	20	111	10012
1026G	1-1/2"	2.31	2.83	2.83	-	10	172	10013
1027G	2"	2.44	3.29	3.29	-	10	203	10014
1028G	2-1/2"	3.19	4.08	4.08	2	10	327	10015
1029G	3"	3.31	4.67	4.67	2	10	442	10016
1030G	3-1/2"	3.50	5.07	5.07	1	5	608	10017
1031G	4"	3.75	5.75	5.75	1	5	718	10018
1005G	5"	3.69	6.88	7.50	-	1	1050	10019
1006G	6"	4.31	8.00	8.00	-	1	1250	10020

SteelElectric PRODUCTS

Ph: 718.259.6100 / 800.626.1223 Fax: 718.331.1874
www.sepco-usa.com

MALLEABLE IRON RIGID COMPRESSION CONNECTORS

FOR THREADLESS RIGID CONDUIT AND IMC

APPLICATION

To connect threadless rigid conduit to boxes and enclosures.

FEATURES

- Concrete tight Male Hub Threads
- NPSM Thread 1/2" through 2"
- NPT Thread above 2"

STANDARD MATERIALS

Malleable Iron

STANDARD FINISH

Zinc Plated

c UL us **UL LISTED**
E198258



TYPE NTC-50

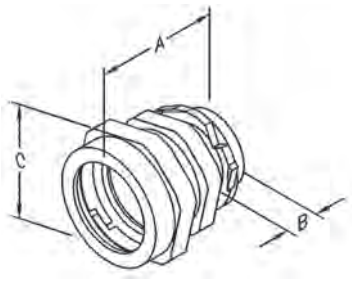

CATALOG NUMBER	TRADE SIZE	DIM A	DIM B	DIM C	UNIT PACK	MASTER PACK	LBS. / 100 PCS.	UPC #
NTC-50	1/2"	1.500	0.500	1.500	25	250	20	14213
NTC-75	3/4"	1.500	0.500	1.625	25	250	22	14223
NTC-100	1"	1.688	0.563	2.000	10	100	34	14233
NTC-125	1-1/4"	2.000	0.688	2.375	5	50	52	14243
NTC-150	1-1/2"	2.063	0.688	2.625	2	20	65	14253
NTC-200	2"	2.250	0.875	3.313	5	25	107	14263
NTC-250	2-1/2"	2.936	1.250	3.750	1	10	243	14273
NTC-300	3"	3.125	1.375	4.250	1	5	295	14283
NTC-350	3-1/2"	3.125	1.375	4.750	1	5	383	14293
NTC-400	4"	3.375	1.500	5.313	1	5	467	14294
NTC-500	5"	4.250	1.818	6.016	-	1	760	14295
NTC-600	6"	4.563	2.000	7.625	-	1	1100	14296

Insulated Throat



TYPE NTC-50T

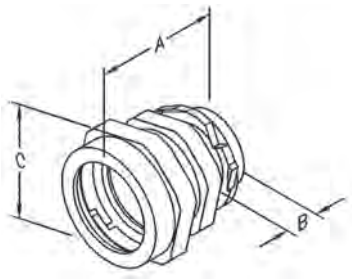

CATALOG NUMBER	TRADE SIZE	DIM A	DIM B	DIM C	UNIT PACK	MASTER PACK	LBS. / 100 PCS.	UPC #
NTC-50T	1/2"	1.563	0.563	1.500	25	250	21	14214
NTC-75T	3/4"	1.563	0.563	1.625	25	250	23	14224
NTC-100T	1"	1.750	0.625	2.000	10	100	34	14234
NTC-125T	1-1/4"	2.000	0.688	2.375	5	50	53	14244
NTC-150T	1-1/2"	2.125	0.750	2.625	2	20	66	14254
NTC-200T	2"	2.313	0.813	3.313	5	25	114	14264
NTC-250T	2-1/2"	3.000	1.313	3.750	1	10	245	14265
NTC-300T	3"	3.125	1.438	4.250	1	5	298	14266
NTC-350T	3-1/2"	3.188	1.500	4.750	1	5	387	14267
NTC-400T	4"	3.438	1.563	5.313	1	5	472	14268
NTC-500T	5"	4.283	1.965	6.016	-	1	787	14269
NTC-600T	6"	4.613	2.125	7.625	-	1	1110	14270

MALLEABLE IRON RIGID COMPRESSION COUPLINGS

FOR THREADLESS RIGID CONDUIT AND IMC

APPLICATION

To couple sections of threadless rigid conduit together

FEATURES

- Concrete tight

STANDARD MATERIALS

Malleable Iron

STANDARD FINISH

Zinc Plated

c UL us **UL LISTED** E198258



TYPE NTCC-50

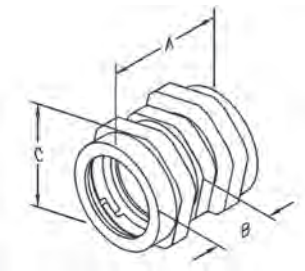

CATALOG NUMBER	TRADE SIZE	DIM A	DIM B	DIM C	UNIT PACK	MASTER PACK	LBS. / 100 PCS.	UPC #
NTCC-50	1/2”	1.813	0.500	1.500	25	250	30	14413
NTCC-75	3/4”	1.875	0.500	1.625	10	100	32	14414
NTCC-100	1”	2.188	0.563	2.000	5	50	44	14415
NTCC-125	1-1/4”	2.625	0.688	2.375	5	50	78	14416
NTCC-150	1-1/2”	2.688	0.750	2.625	2	20	93	14417
NTCC-200	2”	3.063	0.938	3.313	5	25	159	14418
NTCC-250	2-1/2”	4.500	2.000	3.750	1	10	277	14473
NTCC-300	3”	4.938	2.250	4.250	1	5	393	14483
NTCC-350	3-1/2”	5.000	2.250	4.750	1	5	547	14493
NTCC-400	4”	5.625	2.438	5.313	1	5	626	14494
NTCC-500	5”	6.250	2.713	6.016	-	1	1220	14423
NTCC-600	6”	6.875	2.975	7.625	-	1	1300	14424

SteelElectric PRODUCTS

Ph: 718.259.6100 / 800.626.1223 Fax: 718.331.1874
www.sepco-usa.com

MALLEABLE IRON RIGID SET-SCREW CONNECTORS

FOR THREADLESS RIGID CONDUIT AND IMC

APPLICATION

To connect threadless rigid conduit to boxes and enclosures.

FEATURES

- Concrete tight
- Available with insulated throat
- Male hub thread (NPS)

STANDARD MATERIALS

Malleable Iron

STANDARD FINISH

Zinc Plated

c UL us **UL LISTED**
E198258



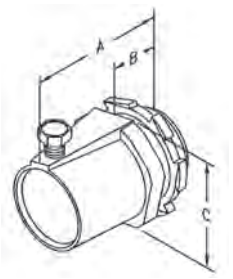

TYPE TRC-50

CATALOG NUMBER	TRADE SIZE	DIM A	DIM B	DIM C	UNIT PACK	MASTER PACK	LBS. / 100 PCS.	UPC #
TRC-50	1/2”	1.375	0.438	1.313	25	250	13	70830
TRC-75	3/4”	1.688	0.500	1.563	25	100	21	70831
TRC-100	1”	1.938	0.563	1.875	5	25	38	70832
TRC-125	1-1/4”	2.188	0.625	2.188	5	25	44	70833
TRC-150	1-1/2”	2.313	0.625	2.500	5	20	67	70834
TRC-200	2”	2.438	0.625	2.938	2	10	105	70835
TRC-250	2-1/2”	3.188	0.750	3.625	2	10	190	70836
TRC-300	3”	3.813	0.875	4.250	1	5	272	70837
TRC-350	3-1/2”	4.313	0.938	4.688	1	5	367	70838
TRC-400	4”	4.625	0.938	5.188	1	5	427	70839
TRC-500	5”	4.750	1.375	6.500	-	1	695	70890
TRC-600	6”	4.938	1.500	7.500	-	1	911	70900

Insulated Throat



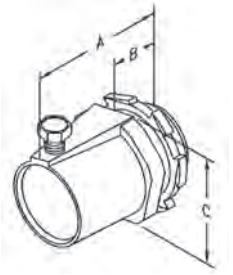

TYPE TRC-50T

CATALOG NUMBER	TRADE SIZE	DIM A	DIM B	DIM C	UNIT PACK	MASTER PACK	LBS. / 100 PCS.	UPC #
TRC-50T	1/2”	1.375	0.500	1.313	25	250	14	70840
TRC-75T	3/4”	1.688	0.563	1.563	25	100	22	70841
TRC-100T	1”	1.938	0.625	1.875	5	25	39	70842
TRC-125T	1-1/4”	2.188	0.688	2.188	5	25	54	70843
TRC-150T	1-1/2”	2.313	0.688	2.500	5	20	70	70844
TRC-200T	2”	2.438	0.688	2.938	2	10	106	70845
TRC-250T	2-1/2”	3.188	0.813	3.625	2	10	191	70846
TRC-300T	3”	3.813	0.938	4.250	1	5	280	70847
TRC-350T	3-1/2”	4.313	1.000	4.688	1	5	380	70848
TRC-400T	4”	4.500	1.000	5.188	1	5	455	70849
TRC-500T	5”	4.688	1.438	6.500	-	1	701	70170
TRC-600T	6”	4.938	1.563	7.500	-	1	920	70180

MALLEABLE IRON RIGID SET-SCREW COUPLINGS

FOR THREADLESS RIGID CONDUIT AND IMC

APPLICATION

To couple sections of threadless rigid conduit together

FEATURES

- Concrete tight

STANDARD MATERIALS

Malleable Iron

STANDARD FINISH

Zinc Plated

c UL us **UL LISTED** E198258



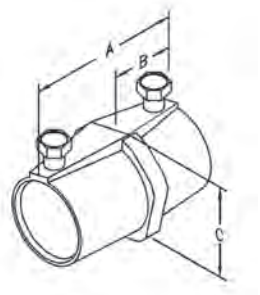

TYPE TRCC-75

CATALOG NUMBER	TRADE SIZE	DIM A	DIM B	DIM C	UNIT PACK	MASTER PACK	LBS. / 100 PCS.	UPC #
TRCC-50	1/2”	1.750	0.750	1.375	20	100	30	70820
TRCC-75	3/4”	2.000	0.875	1.563	20	100	32	70821
TRCC-100	1”	2.688	1.188	1.875	5	50	44	70822
TRCC-125	1-1/4”	2.750	1.250	2.188	5	25	78	70823
TRCC-150	1-1/2”	3.188	1.500	2.500	5	20	93	70824
TRCC-200	2”	3.375	1.563	3.000	2	10	159	70825
TRCC-250	2-1/2”	4.000	1.718	3.125	2	10	277	70826
TRCC-300	3”	4.250	1.938	3.750	1	5	393	70827
TRCC-350	3-1/2”	4.500	2.250	4.250	1	5	547	70828
TRCC-400	4”	4.750	2.625	4.750	1	5	626	70829
TRCC-500	5”	6.000	2.818	6.500	-	1	1220	70862
TRCC-600	6”	6.500	3.000	7.500	-	1	1300	70863

SteelElectric PRODUCTS

Ph: 718.259.6100 / 800.626.1223 Fax: 718.331.1874
www.sepco-usa.com

COMBINATION COUPLINGS
FOR RIGID CONDUIT, IMC AND E.M.T.

APPLICATION

To join E.M.T. to Rigid or IMC

FEATURES

- Threaded rigid and IMC to compression E.M.T.
- Concrete tight
- NPT female hub

STANDARD MATERIALS

Steel

STANDARD FINISH

Zinc Plated

c UL us **UL LISTED**
E198258

For EMT Steel Compression to Threaded Rigid Couplings



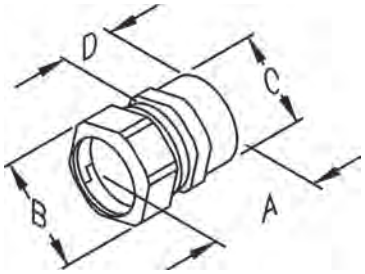

TYPE ERC-23

CATALOG NUMBER	TRADE SIZE	DIM A	DIM B	DIM C	DIM D	UNIT PACK	MASTER PACK	LBS. / 100 PCS.	UPC #
ERC-22	1/2"	1.313	1.125	0.875	0.688	25	250	14	47322
ERC-23	3/4"	1.438	1.375	1.125	0.750	25	250	25	47323
ERC-24	1"	1.500	1.688	1.375	0.813	25	250	34	47324

APPLICATION

A combination coupling to provide a transition from EMT to unthreaded rigid conduit or IMC.

FEATURES

- Pre-set and staked Robertson head screws
- Concrete tight when taped

STANDARD MATERIALS

Steel

STANDARD FINISH

Zinc Plated

c UL us **UL LISTED**
E198258

For EMT Steel Set-Screw to Rigid Set-Screw Couplings



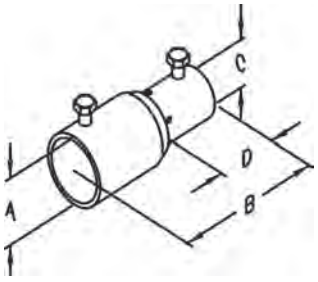

TYPE S18ES

CATALOG NUMBER	TRADE SIZE	DIM A	DIM B	DIM C	DIM D	UNIT PACK	MASTER PACK	LBS. / 100 PCS.	UPC #
S16ES	1/2"	1.000	2.375	0.875	0.938	50	500	14	23016
S17ES	3/4"	1.250	2.813	1.125	1.125	25	250	28	23017
S18ES	1"	1.500	3.000	1.188	1.188	-	25	36	23018

COMBINATION COUPLINGS

FOR FLEX METAL CONDUIT TO RIGID OR IMC CONDUIT

APPLICATION

To connect Flexible metal conduit to Rigid or IMC conduit.

FEATURES

- Rigid Conduit to Flex
- Female hub threads - NPT

STANDARD MATERIALS

Malleabe Iron

STANDARD FINISH

Zinc Plated

c UL us **UL LISTED**
E198258

Combination Couplings



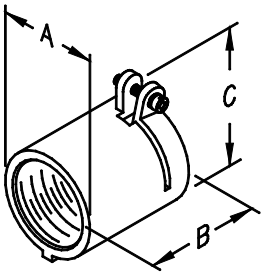

TYPE 22E

CATALOG NUMBER	TRADE SIZE	DIM A	DIM B	DIM C	UNIT PACK	MASTER PACK	LBS. / 100 PCS.	UPC #
22E	1/2"	1.19	1.50	1.69	25	250	14	55221
23E	3/4"	1.38	1.75	1.88	20	200	19	55231
24E	1"	1.63	1.81	2.31	20	100	32	55241
25E	1-1/4"	2.00	2.31	2.62	-	20	36	55251

APPLICATION

Used as a raceway between two enclosures.

STANDARD MATERIALS

Zinc Die Cast

UL **UL LISTED**
E198258

CSA

Box Spacers



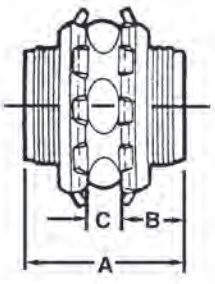

TYPE BS50

CATALOG NUMBER	TRADE SIZE	DIM A	DIM B	DIM C	UNIT PACK	MASTER PACK	LBS. / 100 PCS.	UPC #
BS50	1/2"	1.12	0.40	0.31	50	500	8	70504
BS75	3/4"	1.12	0.40	0.31	50	500	11	70354

SteelElectric PRODUCTS

Ph: 718.259.6100 / 800.626.1223 Fax: 718.331.1874
www.sepco-usa.com

MALLEABLE IRON 90° PULL ELBOWS
FOR THREADED RIGID CONDUIT AND IMC

APPLICATION

For connecting rigid conduit or IMC to rigid conduit or IMC to form 90° bend.

FEATURES

- Raintight
- Furnished with Neoprene gasketed steel cover
- Threaded for rigid conduit and IMC (Female-NPT)

STANDARD MATERIALS

Malleable Iron

STANDARD FINISH

Zinc Plated

c UL us **UL LISTED** E198258

Female to Female



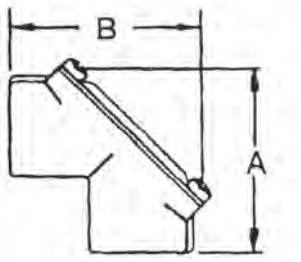

TYPE PEF75

CATALOG NUMBER	TRADE SIZE	DIM A	DIM B	UNIT PACK	MASTER PACK	LBS. / 100 PCS.	UPC #
PEF50	1/2”	2.188	2.188	10	100	36	13701
PEF75	3/4”	2.313	2.313	5	50	49	13703
PEF100	1”	3.125	3.125	-	25	94	13704
PEF125	1-1/4”	3.625	3.625	-	20	140	13705
PEF150	1-1/2”	4.125	4.125	-	10	200	13707
PEF200	2”	4.500	4.500	-	5	345	13708

APPLICATION

For connecting rigid conduit or IMC to box or enclosures to form 90° bend.

FEATURES

- Raintight
- Furnished with Neoprene gasketed steel cover
- Furnished with steel locknut
- Threaded for rigid conduit and IMC (Female-NPT, Male-NPSM)

STANDARD MATERIALS

Malleable Iron

STANDARD FINISH

Zinc Plated

c UL us **UL LISTED** E198258

Male to Female



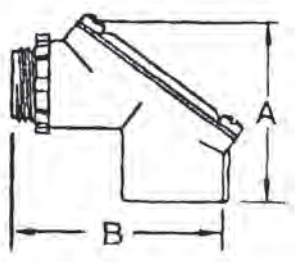

TYPE PEM75

CATALOG NUMBER	TRADE SIZE	DIM A	DIM B	DIM C	UNIT PACK	MASTER PACK	LBS. / 100 PCS.	UPC #
PEM50	1/2”	2.188	2.438	0.563	10	100	36	70887
PEM75	3/4”	2.313	2.625	0.625	5	50	49	70888
PEM100	1”	3.125	3.188	0.625	-	25	94	70882
PEM125	1-1/4”	3.625	4.125	0.750	-	20	140	70883
PEM150	1-1/2”	4.125	5.188	0.813	-	10	200	90142
PEM200	2”	4.500	5.688	0.875	-	5	345	90143

ZINC 90° PULL ELBOWS

FOR THREADED RIGID CONDUIT AND IMC

APPLICATION

For connecting rigid conduit or IMC to rigid conduit or IMC to form 90° bend.

FEATURES

- Raintight
- Furnished with neoprene gasket

STANDARD MATERIALS

Zinc Die Cast

UL LISTED
E198258

Female to Female



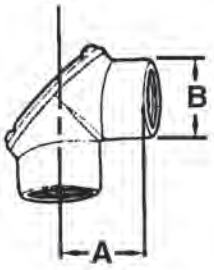

TYPE 1313

CATALOG NUMBER	TRADE SIZE	DIM A	DIM B	UNIT PACK	MASTER PACK	LBS. / 100 PCS.	UPC #
1313	1/2”	1.31	1.09	10	100	28	13132
1314	3/4”	1.43	1.29	5	50	33	13142
1315	1”	1.95	1.59	-	25	62	13152
1316	1-1/4”	2.26	1.97	-	20	91	13162

APPLICATION

For connecting rigid conduit or IMC to box or enclosures to form 90° bend.

FEATURES

- Removable aluminum cover and neoprene gasket facilitate wire pulling
- Assembled with Zinc Die Cast Locknut

STANDARD MATERIALS

Zinc Die Cast

UL LISTED
E198258

Male to Female





TYPE 1320

CATALOG NUMBER	TRADE SIZE	DIM A	DIM B	UNIT PACK	MASTER PACK	LBS. / 100 PCS.	UPC #
1320	1/2”	1.31	1.09	10	100	36	13202
1321	3/4”	1.47	1.29	5	50	49	13212

SteelElectric PRODUCTS

Ph: 718.259.6100 / 800.626.1223 Fax: 718.331.1874
www.sepco-usa.com

MALLEABLE IRON SPLIT COUPLINGS

FOR THREADED RIGID CONDUIT AND IMC

APPLICATION

A speed union for economically joining two threaded rigid metal conduits.

FEATURES

- A neoprene gasket provides a concrete tight seal at the joint
- Used where conduit runs are closely spaced
- Used where conduit is tight against wall, ceiling or other obstruction
- Used where conduit cannot be turned

STANDARD MATERIALS

Malleable Iron

STANDARD FINISH

Zinc Plated

c UL us **UL LISTED**
E198258



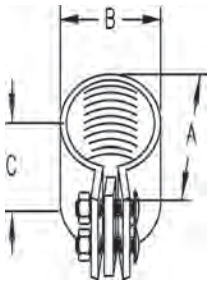

TYPE SCC-200

CATALOG NUMBER	TRADE SIZE	DIM A	DIM B	DIM C	UNIT PACK	MASTER PACK	LBS. / 100 PCS.	UPC #
***SCC-50**	1/2”	2.000	1.250	1.250	10	100	34	70795
***SCC-75**	3/4”	2.313	1.250	1.500	10	100	40	70796
***SCC-100**	1”	2.625	1.625	1.813	10	40	60	70797
***SCC-125**	1-1/4”	3.063	1.625	2.188	5	20	75	70798
***SCC-150**	1-1/2”	3.313	1.938	2.438	5	20	113	70799
SCC-200	2”	3.813	2.000	2.875	5	20	113	70800
SCC-250	2-1/2”	4.625	3.063	3.563	2	20	275	70801
SCC-300	3”	5.313	3.125	4.125	2	20	300	70802
SCC-350	3-1/2”	6.063	3.250	4.813	1	5	425	70803
SCC-400	4”	6.563	3.438	5.375	1	5	500	70804
SCC-500	5”	8.063	3.875	6.563	-	1	900	70805
SCC-600	6”	9.250	4.188	7.625	-	1	1300	70806

1/2” and 3/4” furnished with one screw
1” through 6” furnished with two screws

MALLEABLE IRON ONE-HOLE STRAPS

FOR THREADED RIGID CONDUIT AND IMC

APPLICATION

Click-on type one-hole straps for rigid conduit or IMC. Provides support for the conduits, as required by the National Electrical Code.

FEATURES

- Heavy Duty Casting

STANDARD MATERIALS

Malleable Iron

STANDARD FINISH

Zinc Plated

c UL us **UL LISTED**
E198338

OPTIONAL FINISH

For additional corrosion protection, specify Hot Dipped Galvanized. Add suffix 'G' to Malleable Iron catalog number. Example 133G. For more information, see page 22.



TYPE 133

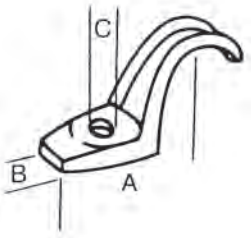

CATALOG NUMBER	TRADE SIZE	DIM A	DIM B	DIM C	UNIT PACK	MASTER PACK	LBS. / 100 PCS.	UPC #
132	1/2"	1.437	0.625	0.312	100	1000	6	81321
133	3/4"	1.750	0.750	0.312	100	1000	8	81331
134	1"	2.125	0.937	0.312	50	500	9	81341
135	1-1/4"	2.375	1.062	0.437	-	100	22	81351
136	1-1/2"	2.750	1.062	0.500	-	50	32	81361
137	2"	3.937	1.250	0.562	-	50	44	81371
138	2-1/2"	3.937	1.250	0.562	-	25	66	81381
139	3"	5.187	1.750	0.562	-	10	159	81391
141	3-1/2"	5.562	2.125	0.750	-	10	185	81411
148	4"	6.500	2.250	0.750	-	10	221	81481
150	5"	10.040	2.750	0.750	-	5	369	81501
152	6"	12.500	3.130	0.750	-	5	631	81521

MALLEABLE IRON CLAMP BACK SPACERS

FOR THREADED RIGID CONDUIT AND IMC

APPLICATION

Provides space between conduit and mounting surface, for use with malleable iron or aluminum straps.

FEATURES

- Heavy Duty Casting
- Can be used with one hole straps.

STANDARD MATERIALS

Malleable Iron

STANDARD FINISH

Zinc Plated

c UL us **UL LISTED**
E198338

OPTIONAL FINISH

For additional corrosion protection, specify Hot Dipped Galvanized. Add suffix 'G' to Malleable Iron catalog number. Example 901G. For more information, see page 22.



TYPE 901

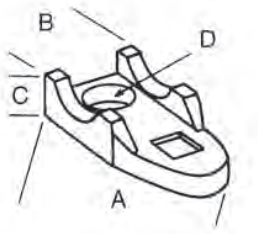

CATALOG NUMBER	TRADE SIZE	DIM A	DIM B	DIM C	DIM D	UNIT PACK	MASTER PACK	LBS. / 100 PCS.	UPC #
900	1/2"	2.000	1.000	0.500	0.313	100	1000	8	89009
901	3/4"	2.300	1.060	0.500	0.313	100	500	12	89011
902	1"	2.320	1.250	0.560	0.375	50	500	16	89021
903	1-1/4"	3.430	1.870	0.750	0.438	50	250	22	89031
904	1-1/2"	3.810	1.870	0.810	0.438	-	25	35	89041
905	2"	4.750	1.920	1.000	0.563	-	25	51	89051
906	2-1/2"	5.750	2.410	1.000	0.563	-	25	81	89061
907	3"	6.780	2.620	1.000	0.563	-	25	83	89071
908	3-1/2"	7.120	2.870	1.060	0.750	-	20	148	89081
909	4"	8.830	3.060	1.060	0.750	-	10	199	89091
910	5"	10.125	3.750	1.188	0.750	-	10	344	89092
911	6"	12.188	4.000	1.500	0.750	-	10	419	89093

SteelElectric PRODUCTS

Ph: 718.259.6100 / 800.626.1223 Fax: 718.331.1874
www.sepco-usa.com

MALLEABLE IRON/HOT DIPPED GALVANIZED ONE-HOLE STRAPS

FOR THREADED RIGID CONDUIT AND IMC

New Product

APPLICATION

Click-on type one-hole straps for rigid conduit or IMC. Provides support for the conduits, as required by the National Electrical Code.

FEATURES

- Heavy Duty Casting

STANDARD MATERIALS

Malleable Iron

STANDARD FINISH

Hot Dipped Galvanized/Zinc Plated

OPTIONAL FINISH

For Malleable Iron / Zinc Plated, please remove suffix 'G' from Hot Dipped Galvanized Catalog Number and see page 86.

c UL us UL LISTED E198338



TYPE 133G

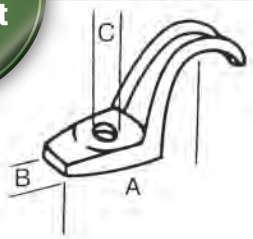

CATALOG NUMBER	TRADE SIZE	DIM A	DIM B	DIM C	UNIT PACK	MASTER PACK	LBS. / 100 PCS.	UPC #
132G	1/2"	1.437	0.625	0.312	100	1000	6	70200
133G	3/4"	1.750	0.750	0.312	100	1000	8	70201
134G	1"	2.125	0.937	0.312	50	500	9	70202
135G	1-1/4"	2.375	1.062	0.437	-	100	22	70203
136G	1-1/2"	2.750	1.062	0.500	-	50	32	70204
137G	2"	3.937	1.250	0.562	-	50	44	70205
138G	2-1/2"	3.937	1.250	0.562	-	25	66	70206
139G	3"	5.187	1.750	0.562	-	10	159	70207
141G	3-1/2"	5.562	2.125	0.750	-	10	185	70208
148G	4"	6.500	2.250	0.750	-	10	221	70209
150G	5"	10.040	2.750	0.750	-	5	369	70210
152G	6"	12.500	3.130	0.750	-	5	631	70211

MALLEABLE IRON/HOT DIPPED GALVANIZED CLAMP BACK SPACERS

FOR THREADED RIGID CONDUIT AND IMC

New Product

APPLICATION

Provides space between conduit and mounting surface, for use with malleable iron or aluminum straps.

FEATURES

- Heavy Duty Casting
- Can be used with one hole straps.

STANDARD MATERIALS

Malleable Iron

STANDARD FINISH

Hot Dipped Galvanized/Zinc Plated

OPTIONAL FINISH

For Malleable Iron / Zinc Plated, please remove suffix 'G' from Hot Dipped Galvanized Catalog Number and see page 86.

c UL us UL LISTED E198338



TYPE 901G

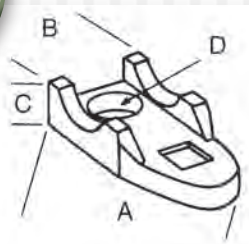

CATALOG NUMBER	TRADE SIZE	DIM A	DIM B	DIM C	DIM D	UNIT PACK	MASTER PACK	LBS. / 100 PCS.	UPC #
900G	1/2"	2.000	1.000	0.500	0.313	100	1000	8	70212
901G	3/4"	2.300	1.060	0.500	0.313	100	500	12	70213
902G	1"	2.320	1.250	0.560	0.375	50	500	16	70214
903G	1-1/4"	3.430	1.870	0.750	0.438	50	250	22	70215
904G	1-1/2"	3.810	1.870	0.810	0.438	-	25	35	70216
905G	2"	4.750	1.920	1.000	0.563	-	25	51	70217
906G	2-1/2"	5.750	2.410	1.000	0.563	-	25	81	70218
907G	3"	6.780	2.620	1.000	0.563	-	25	83	70219
908G	3-1/2"	7.120	2.870	1.060	0.750	-	20	148	70220
909G	4"	8.830	3.060	1.060	0.750	-	10	199	70221
910G	5"	10.125	3.750	1.188	0.750	-	10	344	70222
911G	6"	12.188	4.000	1.500	0.750	-	10	419	70223

STEEL ONE-HOLE STRAPS AND STEEL TWO-HOLE STRAPS

FOR THREADED RIGID CONDUIT AND IMC

APPLICATION

Click-on type one-hole straps for rigid conduit or IMC. Provides support for the conduits, as required by the National Electrical Code.

STANDARD MATERIALS

Steel

STANDARD FINISH

Zinc Plated

c UL us **UL LISTED** E198338



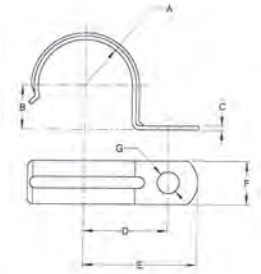

TYPE 133S

CATALOG NUMBER	TRADE SIZE	DIM A	DIM B	DIM C	DIM D	DIM E	DIM F	DIM G	UNIT PACK	MASTER PACK	LBS. / 100 PCS.	UPC #
130S	1/4”	0.265	0.235	0.060	0.800	1.125	0.562	0.200	100	1000	2	81307
131S	3/8”	0.340	0.300	0.075	0.937	1.250	0.562	0.250	100	1000	3	81317
132S	1/2”	0.420	0.390	0.075	0.937	1.375	0.625	0.250	100	1000	3	81327
133S	3/4”	0.525	0.500	0.090	1.031	1.562	0.750	0.250	100	1000	3	81337
134S	1”	0.655	0.620	0.090	1.250	1.812	0.875	0.312	50	500	5	81347
135S	1-1/4”	0.830	0.800	0.100	1.500	2.000	0.875	0.375	50	500	7	81357
136S	1-1/2”	0.950	0.920	0.125	1.875	2.500	1.000	0.437	50	250	10	81367
137S	2”	1.185	1.150	0.125	2.125	2.750	1.125	0.562	-	50	17	81377
138S	2-1/2”	1.437	1.400	0.150	2.562	3.312	1.250	0.562	-	25	29	81387
139S	3”	1.750	1.700	0.150	2.875	3.625	1.250	0.562	-	25	50	81397
141S	3-1/2”	2.000	1.950	0.180	3.250	4.000	1.250	0.562	-	15	110	81471
148S	4”	2.250	2.200	0.180	3.500	4.250	1.250	0.562	-	10	120	81417

APPLICATION

Snap-on type two-hole straps for rigid conduit and IMC are used where higher load bearing supports are desired.

STANDARD MATERIALS

Steel

STANDARD FINISH

Zinc Plated

c UL us **UL LISTED** E198338



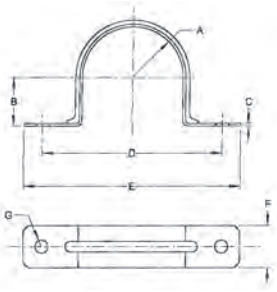

TYPE 2133S

CATALOG NUMBER	TRADE SIZE	DIM A	DIM B	DIM C	DIM D	DIM E	DIM F	DIM G	UNIT PACK	MASTER PACK	LBS. / 100 PCS.	UPC #
2132S	1/2”	0.420	0.390	0.035	1.875	2.500	0.625	0.188	-	250	2	21327
2133S	3/4”	0.525	0.500	0.035	2.250	2.875	0.688	0.188	-	150	2	21337
2134S	1”	0.655	0.620	0.048	2.625	3.375	0.750	0.250	-	100	3	21347
2135S	1-1/4”	0.830	0.800	0.048	3.437	4.188	0.875	0.250	-	50	5	21357
2136S	1-1/2”	0.950	0.920	0.060	3.812	4.625	0.937	0.250	-	50	7	21367
2137S	2”	1.185	1.150	0.060	4.250	5.125	1.000	0.375	-	25	12	21377
2138S	2-1/2”	1.437	1.400	0.075	4.875	5.875	1.000	0.375	-	25	20	21387
2139S	3”	1.750	1.700	0.075	5.500	6.500	1.000	0.375	-	20	28	21397
2141S	3-1/2”	2.000	1.950	0.090	6.375	7.375	1.000	0.437	-	15	31	21417
2148S	4”	2.250	2.200	0.090	7.000	8.000	1.000	0.437	-	10	36	21487
2150S	5”	2.560	2.560	0.125	8.250	9.000	1.000	0.437	-	10	49	21507
2152S	6”	3.125	3.125	0.125	8.500	9.250	1.000	0.437	-	10	55	21527

SteelElectric PRODUCTS

Ph: 718.259.6100 / 800.626.1223 Fax: 718.331.1874
www.sepco-usa.com

CONDUIT REDUCER BUSHINGS

FOR THREADED RIGID CONDUIT AND IMC

APPLICATION

To reduce the trade size of a tapered entry on a conduit fitting.

FEATURES

- Threaded for rigid conduit and IMC.
- Made with rolled edge, protects wire insulation.

STANDARD MATERIALS

Steel

STANDARD FINISH

Zinc Plated

c UL us **UL LISTED**
E198258

Flush Type



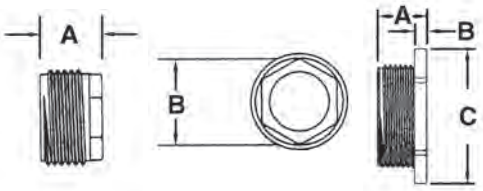

TYPE CR1

CATALOG NUMBER	TRADE SIZE	DIM A	DIM B	DIM C	UNIT PACK	MASTER PACK	LBS. / 100 PCS.	UPC #
CR0	1/2” x 3/8”	0.638	0.908		-	200	3	80007
CR1	3/4” x 1/2”	0.650	0.930		-	200	4	80017
CR2	1” x 1/2”	0.715	1.125		-	100	13	80027
CR3	1” x 3/4”	0.715	1.125		-	100	8	80037
CR4	1-1/4” x 1/2”	0.820	1.470		-	50	29	80047
CR5	1-1/4” x 3/4”	0.820	1.470		-	50	22	80057
CR6	1-1/4” x 1”	0.810	1.470		-	50	14	80067
CR7	1-1/2” x 1/2”	0.850	1.700		-	50	38	80077
CR8	1-1/2” x 3/4”	0.850	1.700		-	50	32	80087
CR9	1-1/2” x 1”	0.850	1.700		-	50	24	80097
CR10	1-1/2” x 1-1/4”	0.850	1.700		-	50	12	80107
CR11	2” x 1/2”	0.970	2.230		-	25	45	80117
CR12	2” x 3/4”	0.970	2.230		-	25	68	80127
CR13	2” x 1”	0.970	2.230		-	25	54	80137
CR14	2” x 1-1/4”	0.970	2.230		-	25	44	80147
CR15	2” x 1-1/2”	0.970	2.230		-	25	31	80157
CR18	2-1/2” x 1”	1.070	0.580	1.950	-	10	88	80187
CR19	2-1/2” x 1-1/4”	1.070	0.670	2.390	-	10	91	80197
CR20	2-1/2” x 1-1/2”	1.070	0.700	2.680	-	10	80	80207
CR21	2-1/2” x 2”	1.200	0.750	3.485	-	10	50	80217
CR24	3” x 1”	1.785	0.500	4.075	-	10	116	80247
CR25	3” x 1-1/4”	2.100	0.410	3.445	-	10	126	80257
CR26	3” x 1-1/2”	2.020	0.440	3.460	-	10	117	80267
CR27	3” x 2”	2.000	0.400	3.380	-	10	121	80277
CR28	3” x 2-1/2”	1.390	0.375	4.395	-	10	100	80287
CR34	3-1/2” x 2”	1.180	0.750	3.280	-	5	233	80347
CR35	3-1/2” x 2-1/2”	1.180	0.920	3.860	-	5	180	80357
CR36	3-1/2” x 3”	1.180	0.980	4.920	-	5	150	80367
CR42	4” x 2”	1.220	0.750	2.680	-	5	304	80427
CR43	4” x 2-1/2”	1.220	0.920	3.200	-	5	350	80437
CR44	4” x 3”	1.775	0.980	4.625	-	5	238	80447
CR45	4” x 3-1/2”	1.400	1.030	5.200	-	5	138	80457
CR46	5” x 4”	2.130	1.030	5.630	-	5	375	80467
CR47	6” x 5”	2.830	1.030	6.563	-	5	463	80468

CONDUIT HEX REDUCER BUSHINGS

FOR THREADED RIGID CONDUIT AND IMC

FEATURES

- Threaded for rigid conduit and IMC.
- Provided with hex shoulder.

STANDARD MATERIALS

Malleable Iron

STANDARD FINISH

Zinc Plated

c UL us

Hex Type



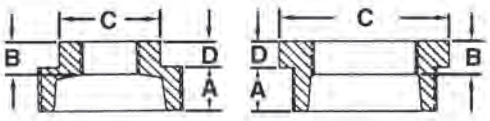

TYPE HCR1

CATALOG NUMBER	TRADE SIZE	DIM A	DIM B	DIM C	DIM D	UNIT PACK	MASTER PACK	LBS. / 100 PCS.	UPC #
HCR1	3/4" x 1/2"	0.63	0.53	1.15	0.22	-	100	8	80011
HCR2	1" x 1/2"	0.75	0.43	1.42	0.25	-	100	15	80021
HCR3	1" x 3/4"	0.75	0.50	1.42	0.25	-	100	12	80031
HCR4	1-1/4" x 1/2"	0.80	0.43	1.34	0.34	-	50	30	80041
HCR5	1-1/4" x 3/4"	0.80	0.50	1.76	0.28	-	50	50	80051
HCR6	1-1/4" x 1"	0.80	0.58	1.76	0.28	-	50	21	80061
HCR7	1-1/2" x 1/2"	0.83	0.43	1.34	0.37	-	50	48	80071
HCR8	1-1/2" x 3/4"	0.83	0.50	1.63	0.37	-	50	43	80081
HCR9	1-1/2" x 1"	0.83	0.58	2.00	0.31	-	50	40	80091
HCR10	1-1/2" x 1-1/4"	0.83	0.71	2.00	0.31	-	50	26	80101
HCR11	2" x 1/2"	0.88	0.43	1.34	0.41	-	25	85	80111
HCR12	2" x 3/4"	0.88	0.50	1.63	0.41	-	25	81	80121
HCR13	2" x 1"	0.88	0.58	1.95	0.41	-	25	73	80131
HCR14	2" x 1-1/4"	0.88	0.67	2.48	0.34	-	25	64	80141
HCR15	2" x 1-1/2"	0.88	0.70	2.48	0.34	-	25	55	80151
HCR16	2-1/2" x 1/2"	1.07	0.43	1.34	0.44	-	10	83	80161
HCR17	2-1/2" x 3/4"	1.07	0.50	1.63	0.44	-	10	80	80171
HCR18	2-1/2" x 1"	1.07	0.58	1.95	0.44	-	10	79	80181
HCR19	2-1/2" x 1-1/4"	1.07	0.67	2.39	0.44	-	10	74	80191
HCR20	2-1/2" x 1-1/2"	1.07	0.70	2.68	0.40	-	10	73	80201
HCR21	2-1/2" x 2"	1.07	0.75	2.98	0.37	-	10	76	80211
HCR22	3" x 1/2"	1.13	0.43	1.34	0.48	-	10	150	80221
HCR23	3" x 3/4"	1.13	0.50	1.63	0.48	-	10	120	80231
HCR24	3" x 1"	1.13	0.58	1.95	0.48	-	10	110	80241
HCR25	3" x 1-1/4"	1.13	0.67	2.39	0.48	-	10	100	80251
HCR26	3" x 1-1/2"	1.13	0.70	2.68	0.48	-	10	158	80261
HCR27	3" x 2"	1.13	0.75	3.28	0.48	-	10	188	80271
HCR28	3" x 2-1/2"	1.13	0.92	3.86	0.40	-	10	150	80281
HCR29	3-1/2" x 1/2"	1.18	0.43	1.85	0.52	-	10	160	80291
HCR30	3-1/2" x 3/4"	1.18	0.50	1.95	0.52	-	10	151	80301
HCR31	3-1/2" x 1"	1.18	0.58	1.95	0.52	-	10	144	80311
HCR32	3-1/2" x 1-1/4"	1.18	0.67	2.39	0.52	-	10	135	80321
HCR33	3-1/2" x 1-1/2"	1.18	0.70	3.28	0.52	-	10	130	80331
HCR34	3-1/2" x 2"	1.18	0.75	3.28	0.52	-	10	165	80341
HCR35	3-1/2" x 2-1/2"	1.18	0.92	3.86	0.52	-	10	172	80351
HCR36	3-1/2" x 3"	1.18	0.98	4.62	0.43	-	10	166	80361
HCR37	4" x 1/2"	1.22	0.50	1.95	0.60	-	5	215	80371
HCR38	4" x 3/4"	1.22	0.56	1.95	0.60	-	5	185	80381
HCR39	4" x 1"	1.22	0.58	1.95	0.60	-	5	175	80391
HCR40	4" x 1-1/4"	1.22	0.67	2.39	0.60	-	5	160	80401
HCR41	4" x 1-1/2"	1.22	0.70	2.68	0.60	-	5	153	80411
HCR42	4" x 2"	1.22	0.75	3.28	0.60	-	5	177	80421
HCR43	4" x 2-1/2"	1.22	0.92	3.86	0.60	-	5	225	80431
HCR44	4" x 3"	1.22	0.98	4.62	0.50	-	5	310	80441
HCR45	4" x 3-1/2"	1.22	1.03	5.20	0.50	-	5	218	80451
HCR46	5" x 4"	1.50	1.03	5.20	0.50	-	5	438	80461

SteelElectric PRODUCTS

Ph: 718.259.6100 / 800.626.1223 Fax: 718.331.1874
www.sepco-usa.com

CONDUIT REDUCING WASHERS

FOR THREADED RIGID CONDUIT AND IMC

APPLICATION

Reduce knockout size on sheet metal box, enclosure or cabinet.

Note: Two reducing washers are required for each knockout.

STANDARD MATERIALS

Galvanized Steel

c UL us **UL LISTED**
E198257

Recess Type



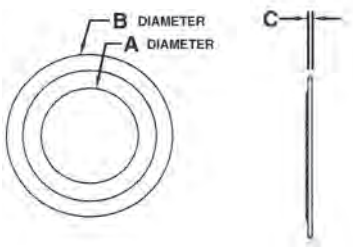

TYPE CW32

CATALOG NUMBER	TRADE SIZE	DIM A	DIM B	DIM C	UNIT PACK	MASTER PACK	LBS. / 100 PCS.	UPC #
CW19	1/2” x 1/4”	0.830	1.382	0.035	-	500	1	81197
CW20	1/2” x 3/8”	0.830	1.382	0.035	-	500	1	81207
CW21	3/4” x 1/2”	0.870	1.420	0.035	250	2500	1	81217
CW31	1” x 1/2”	0.870	1.710	0.035	250	2500	2	81506
CW32	1” x 3/4”	1.060	1.710	0.035	250	2500	2	81507
CW41	1-1/4” x 1/2”	0.870	2.080	0.035	100	1000	3	81508
CW42	1-1/4” x 3/4”	1.125	2.080	0.035	100	1000	3	81510
CW43	1-1/4” x 1”	1.380	2.080	0.035	100	1000	3	81512
CW51	1-1/2” x 1/2”	0.870	2.635	0.035	100	1000	6	81517
CW52	1-1/2” x 3/4”	1.060	2.635	0.035	100	1000	5	81527
CW53	1-1/2” x 1”	1.335	2.635	0.035	100	1000	4	81537
CW54	1-1/2” x 1-1/4”	1.690	2.635	0.035	100	1000	3	81547
CW61	2” x 1/2”	0.870	3.265	0.035	50	500	9	81617
CW62	2” x 3/4”	1.060	3.265	0.035	50	500	9	81627
CW63	2” x 1”	1.335	3.265	0.035	50	500	8	81637
CW64	2” x 1-1/4”	1.690	3.265	0.035	50	500	7	81647
CW65	2” x 1-1/2”	1.935	3.265	0.035	50	500	6	81657
CW71	2-1/2” x 1/2”	0.870	3.265	0.035	50	500	8	81717
CW72	2-1/2” x 3/4”	1.060	3.265	0.035	50	500	8	81727
CW73	2-1/2” x 1”	1.370	3.265	0.035	50	500	7	81737
CW74	2-1/2” x 1-1/4”	1.750	3.265	0.035	50	500	6	81747
CW75	2-1/2” x 1-1/2”	1.995	3.265	0.035	50	500	5	81757
CW76	2”-1/2 x 2”	2.425	3.265	0.035	50	500	4	81767
CW81	3” x 1/2”	0.870	4.490	0.040	25	250	17	81817
CW82	3” x 3/4”	1.060	4.490	0.040	25	250	17	81827
CW83	3” x 1”	1.360	4.490	0.040	25	250	19	81837
CW84	3” x 1-1/4”	1.750	4.490	0.040	25	250	18	81847
CW85	3” x 1-1/2”	1.995	4.490	0.040	25	250	15	81857
CW86	3” x 2”	2.100	4.490	0.040	25	250	13	81867
CW87	3” x 2-1/2”	2.840	4.490	0.040	25	250	12	81877
CW91	3-1/2” x 1/2”	0.870	5.000	0.060	10	100	32	81917
CW92	3-1/2” x 3/4”	1.060	5.000	0.060	10	100	33	81927
CW93	3-1/2” x 1”	1.380	5.000	0.060	10	100	31	81937
CW94	3-1/2” x 1-1/4”	1.710	5.000	0.060	10	100	29	81947
CW95	3-1/2” x 1-1/2”	1.950	5.000	0.060	10	100	58	81957
CW96	3-1/2” x 2”	2.435	5.000	0.060	10	100	30	81967
CW97	3-1/2” x 2-1/2”	2.920	5.000	0.060	10	100	25	81977
CW98	3-1/2” x 3”	3.560	5.000	0.060	10	100	19	81987
CW101	4” x 1/2”	0.870	5.500	0.065	10	100	40	81017
CW102	4” x 3/4”	1.060	5.500	0.065	10	100	37	81027
CW103	4” x 1”	1.380	5.500	0.065	10	100	38	81037
CW104	4” x 1-1/4”	1.715	5.500	0.065	10	100	36	81047
CW105	4” x 1-1/2”	1.970	5.500	0.065	10	100	35	81057
CW106	4” x 2”	2.435	5.500	0.065	10	100	37	81067
CW107	4” x 2-1/2”	2.920	5.500	0.065	10	100	33	81077
CW108	4” x 3”	3.560	5.500	0.065	10	100	24	81087
CW109	4” x 3-1/2”	4.050	5.500	0.065	10	100	22	81097

PIPE PLUGS

FOR THREADED RIGID CONDUIT AND IMC

APPLICATION

To close up a taped hole or hub.

FEATURES

- Threaded (NPT)

STANDARD MATERIALS

Malleable Iron

STANDARD FINISH

Zinc Plated

Pipe Plugs



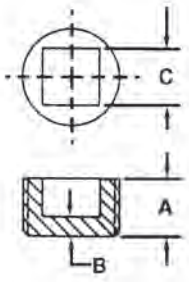

TYPE P10

CATALOG NUMBER	TRADE SIZE	DIM A	DIM B	DIM C	UNIT PACK	MASTER PACK	LBS. / 100 PCS.	UPC #
P10	1/2”	0.560	0.160	0.382	-	100	7	14101
P11	3/4”	0.630	0.180	0.508	-	100	12	14111
P12	1”	0.750	0.200	0.508	-	100	21	14121
P13	1-1/4”	0.800	0.759	0.220	-	100	33	14131
P14	1-1/2”	0.830	0.759	0.240	-	25	45	14141
P15	2”	0.880	0.884	0.260	-	25	78	14151
P16	2-1/2”	1.070	1.137	0.290	-	10	148	14161
P17	3”	1.130	1.391	0.310	-	10	219	14171
P18	3-1/2”	1.180	1.518	0.340	-	5	336	14181
P19	4”	1.220	2.022	0.370	-	5	378	14191
P20	5”	1.310	2.275	0.400	-	5	540	14201
P21	6”	1.375	2.530	0.437	-	5	780	14211

Square Head Plugs are available upon request. Please call factory for pricing and availability.

APPLICATION

To close up a taped hole or hub.

FEATURES

- Threaded (NPT)

STANDARD MATERIALS

Zinc Die Cast

Slotted Plugs



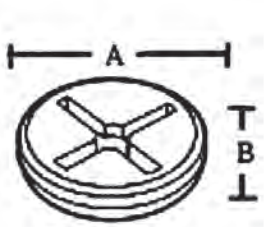

TYPE P3

CATALOG NUMBER	TRADE SIZE	DIM A	DIM B	UNIT PACK	MASTER PACK	LBS. / 100 PCS.	UPC #
P1	1/2”	0.560	0.160	100	1000	1	14012
P2	3/4”	0.630	0.180	100	1000	2	14022
P3	1”	0.750	0.200	100	1000	4	14032

SteelElectric PRODUCTS

Ph: 718.259.6100 / 800.626.1223 Fax: 718.331.1874
www.sepco-usa.com

FLOOR FLANGES AND ENLARGERS

APPLICATION

Used to support rigid conduit or IMC to the floor.

FEATURES

- Heavy Duty Casting

STANDARD MATERIALS

Malleable Iron

STANDARD FINISH

Zinc Plated

Malleable Iron Floor Flanges, Threaded Insert



TYPE 2F

CATALOG NUMBER	TRADE SIZE	BASE DIM	UNIT PACK	MASTER PACK	LBS. / 100 PCS.	UPC #
1F	1/2”	3.00	-	25	47	12311
2F	3/4”	3.38	-	25	50	12321
3F	1”	3.38	-	25	86	12331
4F	1-1/4”	4.00	-	25	79	12341
5F	1-1/2”	4.38	-	25	130	12351
6F	2”	4.88	-	25	216	12361

APPLICATION

Enlarges a threaded hub in an enclosure or conduit fittings.

STANDARD MATERIALS

Malleable Iron

STANDARD FINISH

Zinc Plated

Malleable Iron Enlargers Male-Female



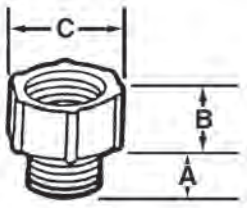

TYPE E35

CATALOG NUMBER	TRADE SIZE	DIM A	DIM B	DIM C	UNIT PACK	MASTER PACK	LBS. / 100 PCS.	UPC #
E35	1/2” M - 3/4” F	0.56	0.19	1.38	25	250	20	14351
E36	3/4” M - 1” F	0.56	0.94	1.75	10	100	45	14361
E37	1” M - 1-1/4” F	0.56	1.06	2.25	10	100	65	14371
E38	1-1/4” M - 1-1/2” F	0.63	1.25	2.38	10	100	87	14381

Ph: 718.259.6100 / 800.626.1223 Fax: 718.331.1874
www.sepco-usa.com







EMT FITTINGS

Aluminum Set-Screw Conduit Bodies 96
Aluminum Set-Screw Conduit Bodies with Cover and Gasket 99
Aluminum Combination Conduit Bodies with Cover & Gasket 102
Conduit Body Covers 105
Neoprene Gaskets 106
Steel EMT Set-Screw Connectors 107
Steel EMT Set-Screw Couplings 108
Steel EMT Compression Connectors 109
Steel EMT Compression Couplings 110
Steel Raintight EMT Compression Connectors 111
Steel Raintight EMT Compression Couplings 112
Zinc EMT Set-Screw Connectors 113
Zinc EMT Set-Screw Couplings 114
Zinc EMT Compression Connectors 115
Zinc EMT Compression Couplings 116
Combination Couplings 117
Zinc 90° Pull Elbows 118
Zinc Offset Connectors 119
EMT Straps 120
Zinc Combination Couplings 121

ALUMINUM SET-SCREW CONDUIT BODIES
FOR EMT CONDUIT

APPLICATION

To provide access to conductors for pulling, splicing, and maintenance. Used for thinwall conduit.

FEATURES

- Die cast from high-strength, corrosion and weather resistant, copper-free aluminum alloy.
- Flat back design for easy mounting close to walls.

STANDARD MATERIALS

1/2" - 2"
Die Cast/Copper-Free Aluminum

2 1/2" - 4"
Sand-Cast Copper-Free Aluminum

STANDARD FINISH

Aluminum Enameled

c UL us **UL LISTED**
E198259



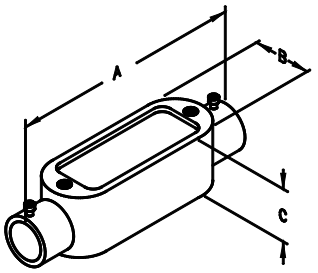

TYPE C1AT

CATALOG NUMBER	TRADE SIZE	DIM A	DIM B	DIM C	MAX WIRE SIZE	VOL. CU.IN.	UNIT PACK	MASTER PACK	LBS. / 100 PCS.	UPC #
C TYPE										
C1AT	1/2"	4.69	1.38	1.31	N/A	4.35	10	50	21	49015
C2AT	3/4"	5.50	1.56	1.63	3 #6 AWG	7.30	10	50	33	49025
C3AT	1"	6.48	1.88	1.88	3 #4 AWG	12.20	5	25	46	49035
C4AT	1-1/4"	8.31	2.50	2.50	3 #2 AWG	33.50	-	10	82	49045
C5AT	1-1/2"	8.38	2.50	2.50	3 #1/0 AWG	33.50	-	10	85	49055
C6AT	2"	10.31	3.38	3.38	3 #4/0 AWG	69.50	-	5	188	49065
C7AT	2-1/2"	13.12	4.50	4.00	3 #250 MCM	69.50	-	1	325	49075
C8AT	3"	13.19	4.56	4.56	3 #250 MCM	188.00	-	1	399	49085
C9AT	3-1/2"	16.12	5.69	5.63	3 #300 MCM	307.00	-	1	975	49095
C10AT	4"	16.12	5.69	5.63	3 #300 MCM	309.00	-	1	875	49005



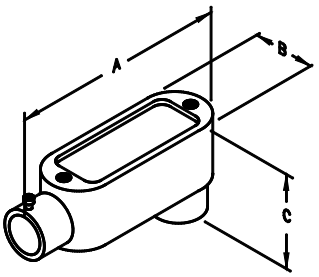

TYPE LB1AT

CATALOG NUMBER	TRADE SIZE	DIM A	DIM B	DIM C	MAX WIRE SIZE	VOL. CU.IN.	UNIT PACK	MASTER PACK	LBS. / 100 PCS.	UPC #
LB TYPE										
LB1AT	1/2"	4.31	1.31	2.19	N/A	4.35	10	50	24	45015
LB2AT	3/4"	5.06	1.56	2.44	3 #6 AWG	7.25	10	50	37	45025
LB3AT	1"	5.87	1.75	2.75	3 #4 AWG	12.20	5	25	46	45035
LB4AT	1-1/4"	7.81	2.50	3.44	3 #2 AWG	32.30	-	10	98	45045
LB5AT	1-1/2"	7.81	2.50	3.44	3 #2 AWG	33.80	-	10	91	45055
LB6AT	2"	10.06	3.12	4.31	3 #4/0 AWG	71.20	-	5	222	45065
LB7AT	2-1/2"	12.81	4.50	5.31	3 #4/0 AWG	71.20	-	1	366	45075
LB8AT	3"	12.81	4.50	5.94	3 #4/0 AWG	183.50	-	1	430	45085
LB9AT	3-1/2"	15.62	5.56	7.06	3 #400 MCM	304.90	-	1	937	45095
LB10AT	4"	15.62	5.56	7.06	3 #400 MCM	308.00	-	1	851	45105

SteelElectric PRODUCTS
Ph: 718.259.6100 / 800.626.1223 Fax: 718.331.1874
www.sepco-usa.com

ALUMINUM SET-SCREW CONDUIT BODIES
FOR EMT CONDUIT

APPLICATION

To provide access to conductors for pulling, splicing, and maintenance. Used for thinwall conduit.

FEATURES

- Die cast from high-strength, corrosion and weather resistant, copper-free aluminum alloy.
- Flat back design for easy mounting close to walls.

STANDARD MATERIALS

1/2" - 2"
Die Cast/Copper-Free Aluminum

2 1/2" - 4"
Sand-Cast Copper-Free Aluminum

STANDARD FINISH

Aluminum Enameled

c UL us **UL LISTED**
E198259



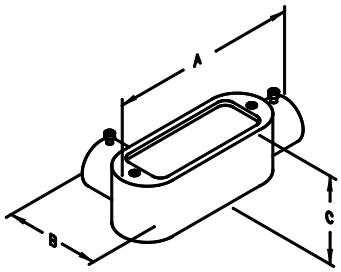

TYPE LL1AT

CATALOG NUMBER	TRADE SIZE	DIM A	DIM B	DIM C	MAX WIRE SIZE	VOL. CU.IN.	UNIT PACK	MASTER PACK	LBS. / 100 PCS.	UPC #
LL TYPE										
LL1AT	1/2"	4.31	2.06	1.38	N/A	4.35	10	50	25	46015
LL2AT	3/4"	5.06	2.25	1.63	3 #6 AWG	7.30	10	50	37	46025
LL3AT	1"	5.87	2.63	1.88	3 #4 AWG	12.20	5	25	45	46035
LL4AT	1-1/4"	7.81	3.63	2.50	3 #2 AWG	35.80	-	10	98	46045
LL5AT	1-1/2"	7.81	3.63	2.50	3 #1/0 AWG	35.80	-	10	92	46055
LL6AT	2"	10.06	4.44	3.38	3 #4/0 AWG	69.70	-	5	245	46065
LL7AT	2-1/2"	12.81	5.75	4.00	3 #300 MCM	69.70	-	1	388	46066
LL8AT	3"	12.81	5.75	4.50	3 #350 MCM	186.00	-	1	439	46067
LL9AT	3-1/2"	15.62	11.69	5.63	3 #350 MCM	306.00	-	1	924	46068
LL10AT	4"	15.62	11.69	5.63	3 #350 MCM	308.00	-	1	882	46069



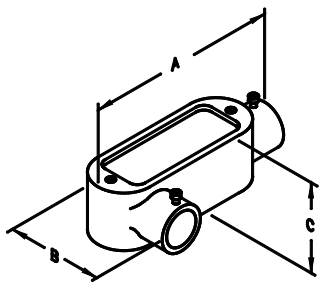

TYPE LR1AT

CATALOG NUMBER	TRADE SIZE	DIM A	DIM B	DIM C	MAX WIRE SIZE	VOL. CU.IN.	UNIT PACK	MASTER PACK	LBS. / 100 PCS.	UPC #
LR TYPE										
LR1AT	1/2"	4.31	2.06	1.38	N/A	4.35	10	50	23	47015
LR2AT	3/4"	5.06	2.25	1.63	3 #6 AWG	7.30	10	50	38	47025
LR3AT	1"	5.87	2.63	1.88	3 #4 AWG	12.20	5	25	49	47035
LR4AT	1-1/4"	7.81	3.63	2.50	3 #2 AWG	35.80	-	10	98	47045
LR5AT	1-1/2"	7.81	3.63	2.50	3 #1/0 AWG	35.80	-	10	94	47055
LR6AT	2"	10.06	4.44	3.38	3 #4/0 AWG	69.70	-	5	254	47065
LR7AT	2-1/2"	12.81	5.75	4.00	3 #300 MCM	69.70	-	1	366	47066
LR8AT	3"	12.81	5.75	4.50	3 #350 MCM	186.00	-	1	406	47067
LR9AT	3-1/2"	15.62	11.69	5.63	3 #350 MCM	306.00	-	1	928	47068
LR10AT	4"	15.62	11.69	5.63	3 #350 MCM	308.00	-	1	902	47069

ALUMINUM SET-SCREW CONDUIT BODIES
FOR EMT CONDUIT

APPLICATION

To provide access to conductors for pulling, splicing, and maintenance. Used for thinwall conduit.

FEATURES

- Die cast from high-strength, corrosion and weather resistant, copper-free aluminum alloy.
- Flat back design for easy mounting close to walls.

STANDARD MATERIALS

1/2" - 2"
Die Cast/Copper-Free Aluminum

2 1/2" - 4"
Sand-Cast Copper-Free Aluminum

STANDARD FINISH

Aluminum Enameled

c UL us **UL LISTED**
E198259



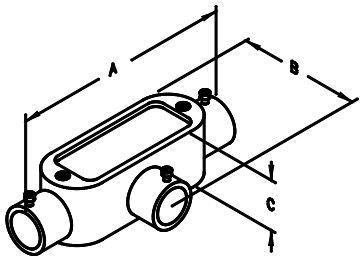

TYPE T1AT

CATALOG NUMBER	TRADE SIZE	DIM A	DIM B	DIM C	MAX WIRE SIZE	VOL. CU.IN.	UNIT PACK	MASTER PACK	LBS. / 100 PCS.	UPC #
T TYPE										
T1AT	1/2"	4.75	2.06	1.38	N/A	4.35	10	50	23	48015
T2AT	3/4"	5.56	2.25	1.63	3 #6 AWG	7.25	10	50	38	48025
T3AT	1"	6.44	2.63	1.88	3 #4 AWG	12.20	5	25	53	48035
T4AT	1-1/4"	8.25	3.56	2.50	3 #2 AWG	33.10	-	10	100	48045
T5AT	1-1/2"	8.38	3.56	2.50	3 #1/0 AWG	33.10	-	10	98	48055
T6AT	2"	10.69	4.38	3.13	3 #4/0 AWG	67.00	-	5	265	48065
T7AT	2-1/2"	13.25	5.75	4.00	3 #4/0 AWG	67.00	-	1	375	48066
T8AT	3"	13.25	5.75	4.50	3 #4/0 AWG	175.00	-	1	444	48067
T9AT	3-1/2"	16.13	7.69	5.63	3 #400 MCM	298.00	-	1	1146	48068
T10AT	4"	16.13	7.69	5.63	3 #400 MCM	300.00	-	1	1079	48069

SteelElectric PRODUCTS
Ph: 718.259.6100 / 800.626.1223 Fax: 718.331.1874
www.sepco-usa.com

ALUMINUM SET-SCREW CONDUIT BODIES WITH COVER AND GASKET

FOR EMT CONDUIT

APPLICATION

To provide access to conductors for pulling, splicing, and maintenance. Used for thinwall conduit.

FEATURES

- Die cast from high-strength, corrosion and weather resistant, copper-free aluminum alloy.
- Flat back design for easy mounting close to walls.
- Assembled with neoprene gasket and stamped cover.

STANDARD MATERIALS

1/2" - 2"
Die Cast/Copper-Free Aluminum

2 1/2" - 4"
Sand-Cast Copper-Free Aluminum

STANDARD FINISH

Aluminum Enameled

c UL us **UL LISTED**
E198259



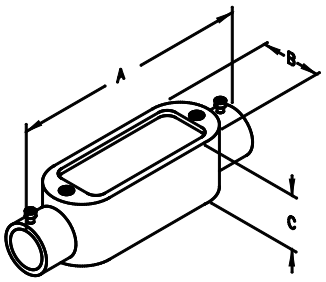

TYPE C1ATCG

CATALOG NUMBER	TRADE SIZE	DIM A	DIM B	DIM C	MAX WIRE SIZE	VOL. CU.IN.	UNIT PACK	MASTER PACK	LBS. / 100 PCS.	UPC #
C TYPE										
C1ATCG	1/2"	4.69	1.38	1.31	N/A	4.35	10	50	21	10400
C2ATCG	3/4"	5.50	1.56	1.63	3 #6 AWG	7.30	10	50	33	10401
C3ATCG	1"	6.48	1.88	1.88	3 #4 AWG	12.20	5	25	46	10402
C4ATCG	1-1/4"	8.31	2.50	2.50	3 #2 AWG	33.50	-	10	82	10403
C5ATCG	1-1/2"	8.38	2.50	2.50	3 #1/0 AWG	33.50	-	10	85	10404
C6ATCG	2"	10.31	3.38	3.38	3 #4/0 AWG	69.50	-	5	188	10405
C7ATCG	2-1/2"	13.12	4.50	4.00	3 #250 MCM	69.50	-	1	325	10406
C8ATCG	3"	13.19	4.56	4.56	3 #250 MCM	188.00	-	1	399	10407
C9ATCG	3-1/2"	16.12	5.69	5.63	3 #300 MCM	307.00	-	1	975	10408
C10ATCG	4"	16.12	5.69	5.63	3 #300 MCM	309.00	-	1	875	10409



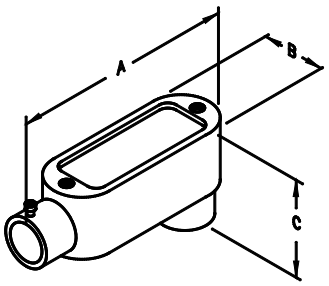

TYPE LB1ATCG

CATALOG NUMBER	TRADE SIZE	DIM A	DIM B	DIM C	MAX WIRE SIZE	VOL. CU.IN.	UNIT PACK	MASTER PACK	LBS. / 100 PCS.	UPC #
LB TYPE										
LB1ATCG	1/2"	4.31	1.31	2.19	N/A	4.35	10	50	24	10410
LB2ATCG	3/4"	5.06	1.56	2.44	3 #6 AWG	7.25	10	50	37	10411
LB3ATCG	1"	5.87	1.75	2.75	3 #4 AWG	12.20	5	25	46	10412
LB4ATCG	1-1/4"	7.81	2.50	3.44	3 #2 AWG	32.30	-	10	98	10413
LB5ATCG	1-1/2"	7.81	2.50	3.44	3 #2 AWG	33.80	-	10	91	10414
LB6ATCG	2"	10.06	3.12	4.31	3 #4/0 AWG	71.20	-	5	222	10415
LB7ATCG	2-1/2"	12.81	4.50	5.31	3 #4/0 AWG	71.20	-	1	366	10416
LB8ATCG	3"	12.81	4.50	5.94	3 #4/0 AWG	183.50	-	1	430	10417
LB9ATCG	3-1/2"	15.62	5.56	7.06	3 #400 MCM	304.90	-	1	937	10418
LB10ATCG	4"	15.62	5.56	7.06	3 #400 MCM	308.00	-	1	851	10419

ALUMINUM SET-SCREW CONDUIT BODIES WITH COVER AND GASKET

FOR EMT CONDUIT

APPLICATION

To provide access to conductors for pulling, splicing, and maintenance. Used for thinwall conduit.

FEATURES

- Die cast from high-strength, corrosion and weather resistant, copper-free aluminum alloy.
- Flat back design for easy mounting close to walls.
- Assembled with neoprene gasket and stamped cover.

STANDARD MATERIALS

1/2" - 2"
Die Cast/Copper-Free Aluminum

2 1/2" - 4"
Sand-Cast Copper-Free Aluminum

STANDARD FINISH

Aluminum Enameled

c UL us **UL LISTED**
E198259



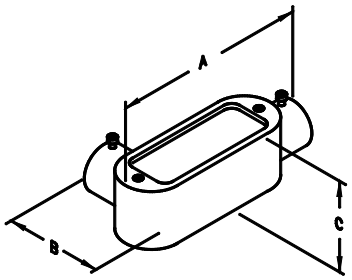

TYPE LL1ATCG

CATALOG NUMBER	TRADE SIZE	DIM A	DIM B	DIM C	MAX WIRE SIZE	VOL. CU.IN.	UNIT PACK	MASTER PACK	LBS. / 100 PCS.	UPC #
LL TYPE										
LL1ATCG	1/2"	4.31	2.06	1.38	N/A	4.35	10	50	25	10440
LL2ATCG	3/4"	5.06	2.25	1.63	3 #6 AWG	7.30	10	50	37	10441
LL3ATCG	1"	5.87	2.63	1.88	3 #4 AWG	12.20	5	25	45	10442
LL4ATCG	1-1/4"	7.81	3.63	2.50	3 #2 AWG	35.80	-	10	98	10443
LL5ATCG	1-1/2"	7.81	3.63	2.50	3 #1/0 AWG	35.80	-	10	92	10444
LL6ATCG	2"	10.06	4.44	3.38	3 #4/0 AWG	69.70	-	5	245	10445
LL7ATCG	2-1/2"	12.81	5.75	4.00	3 #300 MCM	69.70	-	1	388	10446
LL8ATCG	3"	12.81	5.75	4.50	3 #350 MCM	186.00	-	1	439	10447
LL9ATCG	3-1/2"	15.62	11.69	5.63	3 #350 MCM	306.00	-	1	924	10448
LL10ATCG	4"	15.62	11.69	5.63	3 #350 MCM	308.00	-	1	882	10449



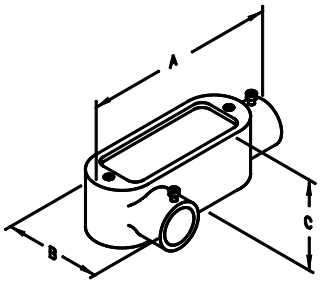

TYPE LR1ATCG

CATALOG NUMBER	TRADE SIZE	DIM A	DIM B	DIM C	MAX WIRE SIZE	VOL. CU.IN.	UNIT PACK	MASTER PACK	LBS. / 100 PCS.	UPC #
LR TYPE										
LR1ATCG	1/2"	4.31	2.06	1.38	N/A	4.35	10	50	23	10430
LR2ATCG	3/4"	5.06	2.25	1.63	3 #6 AWG	7.30	10	50	38	10431
LR3ATCG	1"	5.87	2.63	1.88	3 #4 AWG	12.20	5	25	49	10432
LR4ATCG	1-1/4"	7.81	3.63	2.50	3 #2 AWG	35.80	-	10	98	10433
LR5ATCG	1-1/2"	7.81	3.63	2.50	3 #1/0 AWG	35.80	-	10	94	10434
LR6ATCG	2"	10.06	4.44	3.38	3 #4/0 AWG	69.70	-	5	254	10435
LR7ATCG	2-1/2"	12.81	5.75	4.00	3 #300 MCM	69.70	-	1	366	10436
LR8ATCG	3"	12.81	5.75	4.50	3 #350 MCM	186.00	-	1	406	10437
LR9ATCG	3-1/2"	15.62	11.69	5.63	3 #350 MCM	306.00	-	1	928	10438
LR10ATCG	4"	15.62	11.69	5.63	3 #350 MCM	308.00	-	1	902	10439

SteelElectric PRODUCTS

Ph: 718.259.6100 / 800.626.1223 Fax: 718.331.1874
www.sepco-usa.com

ALUMINUM SET-SCREW CONDUIT BODIES WITH COVER AND GASKET

FOR EMT CONDUIT

APPLICATION

To provide access to conductors for pulling, splicing, and maintenance. Used for thinwall conduit.

FEATURES

- Die cast from high-strength, corrosion and weather resistant, copper-free aluminum alloy.
- Flat back design for easy mounting close to walls.
- Assembled with neoprene gasket and stamped cover.

STANDARD MATERIALS

1/2" - 2"
Die Cast/Copper-Free Aluminum

2 1/2" - 4"
Sand-Cast Copper-Free Aluminum

STANDARD FINISH

Aluminum Enameled

c UL us **UL LISTED**
E198259



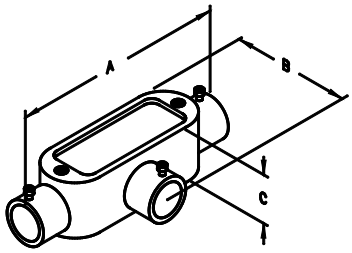

TYPE T1ATCG

CATALOG NUMBER	TRADE SIZE	DIM A	DIM B	DIM C	MAX WIRE SIZE	VOL. CU.IN.	UNIT PACK	MASTER PACK	LBS. / 100 PCS.	UPC #
T TYPE										
T1ATCG	1/2"	4.75	2.06	1.38	N/A	4.35	10	50	23	10420
T2ATCG	3/4"	5.56	2.25	1.63	3 #6 AWG	7.25	10	50	38	10421
T3ATCG	1"	6.44	2.63	1.88	3 #4 AWG	12.20	5	25	53	10422
T4ATCG	1-1/4"	8.25	3.56	2.50	3 #2 AWG	33.10	-	10	100	10423
T5ATCG	1-1/2"	8.38	3.56	2.50	3 #1/0 AWG	33.10	-	10	98	10424
T6ATCG	2"	10.69	4.38	3.13	3 #4/0 AWG	67.00	-	5	265	10425
T7ATCG	2-1/2"	13.25	5.75	4.00	3 #4/0 AWG	67.00	-	1	375	10426
T8ATCG	3"	13.25	5.75	4.50	3 #4/0 AWG	175.00	-	1	444	10427
T9ATCG	3-1/2"	16.13	7.69	5.63	3 #400 MCM	298.00	-	1	1146	10428
T10ATCG	4"	16.13	7.69	5.63	3 #400 MCM	300.00	-	1	1079	10429

ALUMINUM COMBINATION CONDUIT BODIES WITH COVER & GASKET

FOR THREADED RIGID CONDUIT, IMC AND EMT

APPLICATION

Used with threaded rigid conduit, IMC and EMT for providing access to the interior of conduit system for pulling, splicing, inspection and maintenance.

FEATURES

- Assembled with slotted/Robertson combination screws.
- Assembled with neoprene gasket and stamped cover.
- Tapered threaded hubs (NPT).
- Die cast from high-strength, corrosion and weather resistant, copper-free aluminum alloy.
- Flat back design for easy mounting close to walls.
- Suitable for use in concrete.

STANDARD MATERIALS

Die cast/Copper-free Aluminum

STANDARD FINISH

Aluminum Enameled

c UL us **UL LISTED**
E198259



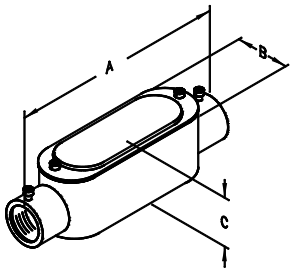

TYPE C1CA

CATALOG NUMBER	TRADE SIZE	DIM A	DIM B	DIM C	MAX WIRE SIZE	VOL. CU.IN.	UNIT PACK	MASTER PACK	LBS. / 100 PCS.	UPC #
C TYPE										
C1CA	1/2”	4.69	1.38	1.56	N/A	4.35	10	50	28	64401
C2CA	3/4”	5.50	1.56	1.75	3 #6 AWG	7.30	10	50	41	64402
C3CA	1”	6.48	1.88	2.13	3 #4 AWG	12.20	5	25	56	64403
C4CA	1-1/4”	8.31	2.50	2.75	3 #2 AWG	33.50	-	10	101	64404
C5CA	1-1/2”	8.38	2.50	2.75	3 #1/0 AWG	33.50	-	10	104	64405
C6CA	2”	10.31	3.38	3.63	3 #4/0 AWG	69.50	-	5	220	64406



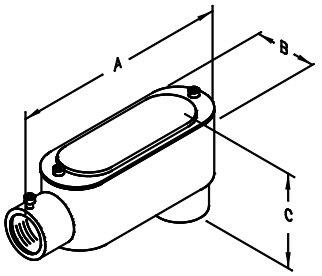

TYPE LB1CA

CATALOG NUMBER	TRADE SIZE	DIM A	DIM B	DIM C	MAX WIRE SIZE	VOL. CU.IN.	UNIT PACK	MASTER PACK	LBS. / 100 PCS.	UPC #
LB TYPE										
LB1CA	1/2”	4.31	1.31	2.44	N/A	4.35	10	50	24	64101
LB2CA	3/4”	5.06	1.56	2.69	3 #6 AWG	7.25	10	50	37	64102
LB3CA	1”	5.87	1.75	3.00	3 #4 AWG	12.20	5	25	46	64103
LB4CA	1-1/4”	7.81	2.50	3.69	3 #2 AWG	32.30	-	10	98	64104
LB5CA	1-1/2”	7.81	2.50	3.69	3 #2 AWG	33.80	-	10	91	64105
LB6CA	2”	10.06	3.12	4.56	3 #4/0 AWG	71.20	-	5	222	64106

SteelElectric PRODUCTS

Ph: 718.259.6100 / 800.626.1223 Fax: 718.331.1874
www.sepco-usa.com

ALUMINUM COMBINATION CONDUIT BODIES WITH COVER & GASKET

FOR THREADED RIGID CONDUIT, IMC AND EMT

APPLICATION

Used with threaded rigid conduit, IMC and EMT for providing access to the interior of conduit system for pulling, splicing, inspection and maintenance.

FEATURES

- Assembled with slotted/Robertson combination screws.
- Assembled with neoprene gasket and stamped cover.
- Tapered threaded hubs (NPT).
- Die cast from high-strength, corrosion and weather resistant, copper-free aluminum alloy.
- Flat back design for easy mounting close to walls.
- Suitable for use in concrete.

STANDARD MATERIALS

Die cast/Copper-free Aluminum

STANDARD FINISH

Aluminum Enameled

c UL us **UL LISTED**
E198259



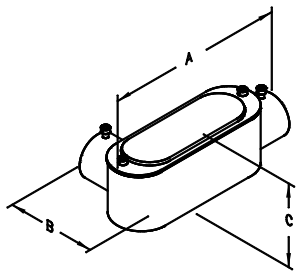

TYPE LL1CA

CATALOG NUMBER	TRADE SIZE	DIM A	DIM B	DIM C	MAX WIRE SIZE	VOL. CU.IN.	UNIT PACK	MASTER PACK	LBS. / 100 PCS.	UPC #
LL TYPE										
LL1CA	**1/2”**	4.31	2.06	1.63	N/A	4.35	10	50	25	64201
LL2CA	**3/4”**	5.06	2.25	1.88	3 #6 AWG	7.30	10	50	37	64202
LL3CA	**1”**	5.87	2.63	2.13	3 #4 AWG	12.20	5	25	45	64203
LL4CA	**1-1/4”**	7.81	3.63	2.75	3 #2 AWG	35.80	-	10	98	64204
LL5CA	**1-1/2”**	7.81	3.63	2.75	3 #1/0 AWG	35.80	-	10	92	64205
LL6CA	**2”**	10.06	4.44	3.63	3 #4/0 AWG	69.70	-	5	245	64206



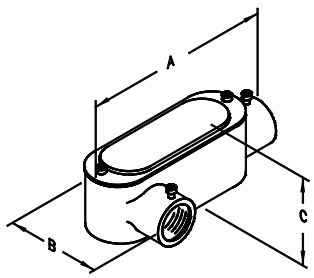

TYPE LR1CA

CATALOG NUMBER	TRADE SIZE	DIM A	DIM B	DIM C	MAX WIRE SIZE	VOL. CU.IN.	UNIT PACK	MASTER PACK	LBS. / 100 PCS.	UPC #
LR TYPE										
LR1CA	1/2”	4.31	2.06	1.63	N/A	4.35	10	50	23	64301
LR2CA	3/4”	5.06	2.25	1.88	3 #6 AWG	7.30	10	50	38	64302
LR3CA	1”	5.87	2.63	2.13	3 #4 AWG	12.20	5	25	49	64303
LR4CA	1-1/4”	7.81	3.63	2.75	3 #2 AWG	35.80	-	10	98	64304
LR5CA	1-1/2”	7.81	3.63	2.75	3 #1/0 AWG	35.80	-	10	94	64305
LR6CA	2”	10.06	4.44	3.63	3 #4/0 AWG	69.70	-	5	254	64306

ALUMINUM COMBINATION CONDUIT BODIES WITH COVER & GASKET

FOR THREADED RIGID CONDUIT, IMC AND EMT

APPLICATION

Used with threaded rigid conduit, IMC and EMT for providing access to the interior of conduit system for pulling, splicing, inspection and maintenance.

FEATURES

- Assembled with slotted/Robertson combination screws.
- Assembled with neoprene gasket and stamped cover.
- Tapered threaded hubs (NPT).
- Die cast from high-strength, corrosion and weather resistant, copper-free aluminum alloy.
- Flat back design for easy mounting close to walls.
- Suitable for use in concrete.

STANDARD MATERIALS

Die cast/Copper-free Aluminum

STANDARD FINISH

Aluminum Enameled

c UL us **UL LISTED**
E198259



TYPE T1CA

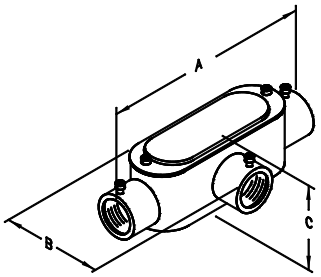

CATALOG NUMBER	TRADE SIZE	DIM A	DIM B	DIM C	MAX WIRE SIZE	VOL. CU.IN.	UNIT PACK	MASTER PACK	LBS. / 100 PCS.	UPC #
T TYPE										
T1CA	1/2”	4.75	2.06	1.63	N/A	4.35	10	50	23	64501
T2CA	3/4”	5.56	2.25	1.88	3 #6 AWG	7.25	10	50	38	64502
T3CA	1”	6.44	2.63	2.13	3 #4 AWG	12.20	5	25	53	64503
T4CA	1-1/4”	8.25	3.56	2.75	3 #2 AWG	33.10	-	10	100	64504
T5CA	1-1/2”	8.38	3.56	2.75	3 #1/0 AWG	33.10	-	10	98	64505
T6CA	2”	10.69	4.38	3.63	3 #4/0 AWG	67.00	-	5	265	64506

SteelElectric PRODUCTS
Ph: 718.259.6100 / 800.626.1223 Fax: 718.331.1874
www.sepco-usa.com

CONDUIT BODY COVERS

STEEL AND ALUMINUM COVERS

APPLICATION

Used with conduit bodies to cover opening.

FEATURES

- Assembled with captive zinc plated steel screws.

STANDARD MATERIALS

Steel

STANDARD FINISH

Zinc plated

c UL us **UL LISTED**
E198259



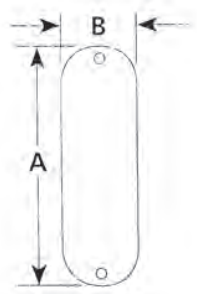

TYPE 02

CATALOG NUMBER	TRADE SIZE	DIM A	DIM B	UNIT PACK	MASTER PACK	LBS. / 100 PCS.	UPC #
Steel Covers							
01	1/2”	3.875	1.310	25	250	9	49017
02	3/4”	4.625	1.520	25	250	13	49027
03	1”	5.315	1.710	20	200	19	49037
04	1-1/4” - 1-1/2”	7.240	2.510	25	100	31	49047
05	2”	9.484	3.110	-	50	50	49057
06	2-1/2” - 3”	14.937	5.500	-	10	94	49067
07	3-1/2” - 4”	15.000	6.000	-	10	138	49077

APPLICATION

Used with conduit bodies to cover opening.

FEATURES

- Assembled with captive zinc plated steel screws.
- Stamped from high-strength aluminum, corrosion and weather resistant copperfree aluminum alloy.

STANDARD MATERIALS

Stamped Aluminum

c UL us **UL LISTED**
E198259



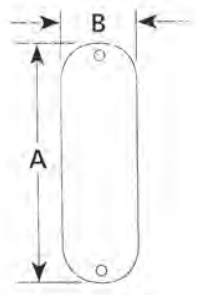

TYPE 02A

CATALOG NUMBER	TRADE SIZE	DIM A	DIM B	UNIT PACK	MASTER PACK	LBS. / 100 PCS.	UPC #
Aluminum Covers							
01A	1/2”	3.90	1.37	25	250	6	49105
02A	3/4”	4.70	1.60	25	250	10	49205
03A	1”	5.40	1.78	20	200	14	49305
04A	1-1/4” - 1-1/2”	7.25	2.52	25	100	18	49405
05A	2”	9.50	3.11	-	50	20	49505
06A	2-1/2” - 3”	12.13	4.45	-	10	33	49605
07A	3-1/2” - 4”	14.94	5.50	-	10	62	49705

CONDUIT BODY COVERS

NEOPRENE GASKETS

APPLICATION

Gasket used with conduit bodies for a raintight seal.

STANDARD MATERIALS

Neoprene Rubber



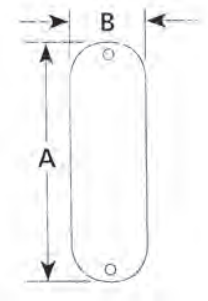

TYPE 11

CATALOG NUMBER	TRADE SIZE	DIM A	DIM B	UNIT PACK	MASTER PACK	LBS. / 100 PCS.	UPC #
Neoprene Gaskets							
10	1/2”	3.90	1.37	200	2000	3	49910
11	3/4”	4.60	1.56	100	1000	3	49911
12	1”	5.34	1.73	100	1000	3	49912
13	1-1/4” - 1-1/2”	7.25	2.51	50	500	6	49913
14	2”	9.50	3.05	25	100	11	49914
15	2-1/2” - 3”	12.13	4.39	-	10	13	49915
16	3-1/2” - 4”	14.88	5.43	-	10	28	49916

SteelElectric PRODUCTS

Ph: 718.259.6100 / 800.626.1223 Fax: 718.331.1874
www.sepco-usa.com

STEEL EMT SET-SCREW CONNECTORS
FOR EMT CONDUIT

APPLICATION

To ground and secure E.M.T. raceways to boxes and enclosures.

FEATURES

- Heavy steel walls
- Concrete tight
- Pre-set/Pre-staked set screws
- Male hub threads NPS
- Three-way combination screws

STANDARD MATERIALS

Steel

STANDARD FINISH

Zinc Plated

c UL us **UL LISTED**
E308075



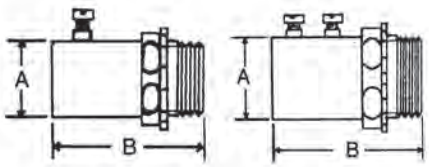

TYPE S1111

CATALOG NUMBER	TRADE SIZE	KO SIZE	DIM A	DIM B	UNIT PACK	MASTER PACK	LBS. / 100 PCS.	UPC #
S1110	1/2”	1/2”	0.87	1.53	50	500	9	62007
S1111	3/4”	3/4”	1.10	1.58	25	250	13	62017
S1112	1”	1”	1.36	1.83	50	200	20	62027
***S1112A**	1-1/4”	1-1/4”	1.73	2.34	25	100	36	62037
***S1112B**	1-1/2”	1-1/2”	1.97	2.27	10	40	45	62047
***S1112C**	2”	2”	2.45	2.40	5	20	64	62057
***S1112D**	2-1/2”	2-1/2”	3.10	3.18	-	12	130	62067
***S1112E**	3”	3”	3.72	3.81	-	12	140	62077
***S1112E1**	3-1/2”	3-1/2”	4.24	4.31	-	6	180	62087
***S1112F**	4”	4”	4.74	4.87	-	6	225	62097

* Furnished with two set-screws

Insulated Throat



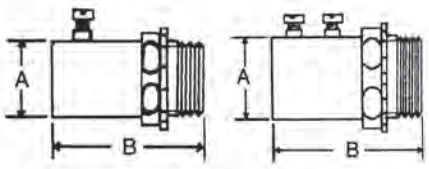

TYPE S4067

CATALOG NUMBER	TRADE SIZE	KO SIZE	DIM A	DIM B	UNIT PACK	MASTER PACK	LBS. / 100 PCS.	UPC #
S4066	1/2”	1/2”	0.87	1.53	50	500	9	62003
S4067	3/4”	3/4”	1.10	1.58	25	250	13	62013
S4068	1”	1”	1.36	1.83	50	200	20	62023
***S4069**	1-1/4”	1-1/4”	1.73	2.34	25	100	36	62033
***S4070**	1-1/2”	1-1/2”	1.97	2.27	10	40	45	62043
***S4071**	2”	2”	2.45	2.40	5	20	64	62053
***S4072**	2-1/2”	2-1/2”	3.10	3.18	-	12	130	62063
***S4073**	3”	3”	3.72	3.81	-	12	140	62073
***S4074**	3-1/2”	3-1/2”	4.24	4.31	-	6	180	62083
***S4075**	4”	4”	4.74	4.87	-	6	225	62093

* Furnished with two set-screws

STEEL EMT SET-SCREW COUPLINGS

FOR EMT CONDUIT

APPLICATION

To ground and secure E.M.T. raceway sections together.

FEATURES

- Heavy steel walls
- Concrete tight
- Pre-set/Pre-staked set screws
- Three-way combination screws

STANDARD MATERIALS

Steel

STANDARD FINISH

Zinc Plated

c UL us **UL LISTED**
E308075



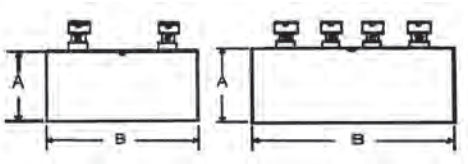

TYPE S1113

CATALOG NUMBER	TRADE SIZE	DIM A	DIM B	UNIT PACK	MASTER PACK	LBS. / 100 PCS.	UPC #
S1113	1/2”	0.87	1.63	50	500	8	62107
S1114	3/4”	1.10	1.86	25	250	13	62117
S1115	1”	1.36	2.31	50	200	20	62127
***S1115A**	1-1/4”	1.73	2.76	25	100	40	62137
***S1115B**	1-1/2”	1.97	3.00	10	40	58	62147
***S1115C**	2”	2.45	3.27	5	20	65	62157
***S1115D**	2-1/2”	3.10	4.00	-	12	130	62167
***S1115E**	3”	3.72	4.25	-	12	140	62177
***S1115E1**	3-1/2”	4.24	4.50	-	6	217	62187
***S1115F**	4”	4.74	4.75	-	6	250	62197

* Furnished with four set-screws

SteelElectric PRODUCTS

Ph: 718.259.6100 / 800.626.1223 Fax: 718.331.1874
www.sepco-usa.com

STEEL EMT COMPRESSION CONNECTORS
FOR EMT CONDUIT

APPLICATION

To ground and secure E.M.T. raceways to boxes and enclosures.

FEATURES

- Male hub threads NPS
- Concrete tight
- Heavy Steel Walls

STANDARD MATERIALS

Steel

STANDARD FINISH

Zinc Plated

c UL us **UL LISTED**
E308075



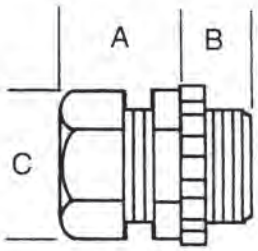

TYPE S1011

CATALOG NUMBER	TRADE SIZE	KO SIZE	DIM A	DIM B	DIM C	UNIT PACK	MASTER PACK	LBS. / 100 PCS.	UPC #
S1010	1/2”	1/2”	1.040	0.034	1.120	50	500	11	61007
S1011	3/4”	3/4”	1.040	0.043	1.390	25	250	17	61017
S1012	1”	1”	1.050	0.052	1.700	50	200	23	61027
S1013	1-1/4”	1-1/4”	1.270	0.062	2.050	25	100	41	61037
S1014	1-1/2”	1-1/2”	1.400	0.064	2.250	10	40	50	61047
S1015	2”	2”	1.520	0.066	2.780	5	20	67	61057
S1015D	2-1/2”	2-1/2”	2.510	0.083	3.600	-	12	177	61067
S1015E	3”	3”	2.540	0.083	4.260	-	12	234	61077
S1015E1	3-1/2”	3-1/2”	2.720	0.087	4.710	-	6	288	60187
S1015F	4”	4”	2.890	0.090	5.210	-	6	343	61097

Insulated Throat



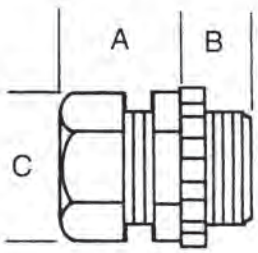

TYPE S4061

CATALOG NUMBER	TRADE SIZE	KO SIZE	DIM A	DIM B	DIM C	UNIT PACK	MASTER PACK	LBS. / 100 PCS.	UPC #
S4060	1/2”	1/2”	1.040	0.034	1.120	50	500	11	61003
S4061	3/4”	3/4”	1.040	0.043	1.390	25	250	17	61013
S4062	1”	1”	1.050	0.052	1.700	50	200	23	61023
S4063	1-1/4”	1-1/4”	1.270	0.062	2.050	25	100	41	61033
S4064	1-1/2”	1-1/2”	1.400	0.064	2.250	10	40	50	61043
S4065	2”	2”	1.520	0.066	2.780	5	20	67	61053
S4065D	2-1/2”	2-1/2”	2.510	0.083	3.600	-	12	177	61063
S4065E	3”	3”	2.540	0.083	4.200	-	12	234	61073
S4065E1	3-1/2”	3-1/2”	2.720	0.087	4.710	-	6	288	61083
S4065F	4”	4”	2.890	0.090	5.210	-	6	343	61093

STEEL EMT COMPRESSION COUPLINGS

FOR EMT CONDUIT

APPLICATION

To ground and secure E.M.T. raceway sections together.

FEATURES

- Concrete tight
- Heavy Steel Walls

STANDARD MATERIALS

Steel

STANDARD FINISH

Zinc Plated

c UL us **UL LISTED**
E308075



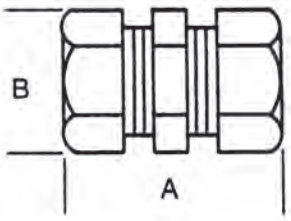

TYPE S1017

CATALOG NUMBER	TRADE SIZE	DIM A	DIM B	UNIT PACK	MASTER PACK	LBS. / 100 PCS.	UPC #
S1016	1/2”	1.60	1.12	50	500	8	61107
S1017	3/4”	1.60	1.39	25	250	13	61117
S1018	1”	1.71	1.68	50	200	20	61127
S1019	1-1/4”	2.08	2.06	25	100	40	61137
S1020	1-1/2”	2.36	2.25	10	40	58	61147
S1021	2”	2.40	2.78	5	20	65	61157
S1021D	2-1/2”	3.89	3.65	-	12	130	61167
S1021E	3”	4.25	4.31	-	12	140	61177
S1021E1	3-1/2”	4.65	4.75	-	6	217	61187
S1021F	4”	4.90	5.27	-	6	250	61197

SteelElectric PRODUCTS

Ph: 718.259.6100 / 800.626.1223 Fax: 718.331.1874
www.sepco-usa.com

STEEL RAINTIGHT EMT COMPRESSION CONNECTORS

FOR EMT CONDUIT

APPLICATION

Compression style connector with internal sealing ring and knockout gasket to create a raintight seal when connecting E.M.T. to box or enclosure.

FEATURES

- The only steel compression fitting, UL Listed Raintight
- Unique raised bump design affords fast, positive locking of compression nuts
- Male Hub Threads-NPSM
- Steel locknuts
- Heavy steel walls
- Raintight
- Concrete tight

STANDARD MATERIALS

Steel

STANDARD FINISH

Zinc Plated

PATENTED

c UL us **UL LISTED** E308075





TYPE S1011RT

CATALOG NUMBER	TRADE SIZE	KO SIZE	DIM A	DIM B	DIM C	UNIT PACK	MASTER PACK	LBS. / 100 PCS.	UPC #
S1010RT	1/2”	1/2”	1.040	0.034	1.120	50	500	11	62201
S1011RT	3/4”	3/4”	1.040	0.043	1.390	25	250	17	62202
S1012RT	1”	1”	1.050	0.052	1.700	50	200	23	62203
S1013RT	1-1/4”	1-1/4”	1.270	0.062	2.050	25	100	41	62204
S1014RT	1-1/2”	1-1/2”	1.400	0.064	2.250	10	40	50	62205
S1015RT	2”	2”	1.520	0.066	2.780	5	20	67	62206
S1015DRT	2-1/2”	2-1/2”	2.510	0.083	3.600	-	12	177	62311
S1015ERT	3”	3”	2.540	0.083	4.260	-	12	234	62312
S1015E1RT	3-1/2”	3-1/2”	2.720	0.087	4.710	-	6	288	62313
S1015FRT	4”	4”	2.890	0.090	5.210	-	6	343	62314

Insulated Throat





TYPE S4061RT

CATALOG NUMBER	TRADE SIZE	KO SIZE	DIM A	DIM B	DIM C	UNIT PACK	MASTER PACK	LBS. / 100 PCS.	UPC #
S4060RT	1/2”	1/2”	1.040	0.034	1.120	50	500	11	62301
S4061RT	3/4”	3/4”	1.040	0.043	1.390	25	250	17	62302
S4062RT	1”	1”	1.050	0.052	1.700	50	200	23	62303
S4063RT	1-1/4”	1-1/4”	1.270	0.062	2.050	25	100	41	62304
S4064RT	1-1/2”	1-1/2”	1.400	0.064	2.250	10	40	50	62305
S4065RT	2”	2”	1.520	0.066	2.780	5	20	67	62306
S4065DRT	2-1/2”	2-1/2”	2.510	0.083	3.600	-	12	177	62307
S4065ERT	3”	3”	2.540	0.083	4.260	-	12	234	62308
S4065E1RT	3-1/2”	3-1/2”	2.720	0.087	4.710	-	6	288	62309
S4065FRT	4”	4”	2.890	0.090	5.210	-	6	343	62310

STEEL RAINTIGHT EMT COMPRESSION COUPLINGS

FOR EMT CONDUIT

APPLICATION

Compression style coupling used to join two lengths of E.M.T. Internal sealing rings create a raintight seal.

FEATURES

- The only steel compression fitting, UL Listed Raintight
- Unique raised bump design affords fast, positive locking of compression nuts
- Heavy steel walls
- Raintight
- Concrete tight

STANDARD MATERIALS

Steel

STANDARD FINISH

Zinc Plated

PATENTED

c UL us **UL LISTED**
E308075



TYPE S1017RT

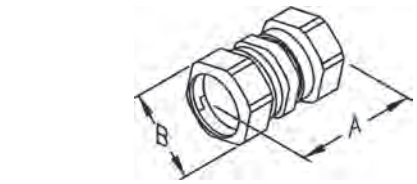



CATALOG NUMBER	TRADE SIZE	DIM A	DIM B	UNIT PACK	MASTER PACK	LBS. / 100 PCS.	UPC #
S1016RT	1/2”	1.60	1.12	50	500	8	62401
S1017RT	3/4”	1.60	1.39	25	250	13	62402
S1018RT	1”	1.71	1.68	50	200	20	62403
S1019RT	1-1/4”	2.08	2.06	25	100	40	62404
S1020RT	1-1/2”	2.36	2.25	10	40	58	62405
S1021RT	2”	2.40	2.78	5	20	65	62406
S1021DRT	2-1/2”	3.89	3.65	-	12	130	62407
S1021ERT	3”	4.25	4.31	-	12	140	62408
S1021E1RT	3-1/2”	4.65	4.75	-	6	217	62409
S1021FRT	4”	4.90	5.27	-	6	250	62410

SteelElectric PRODUCTS

Ph: 718.259.6100 / 800.626.1223 Fax: 718.331.1874
www.sepco-usa.com

ZINC EMT SET-SCREW CONNECTORS
FOR EMT CONDUIT

APPLICATION

To secure and terminate E.M.T. to knockouts in concrete tight box or dry location applications.

FEATURES

- Concrete tight
- Pre-set/pre-staked set-screws
- Combination head set-screws
- Male hub threads NPS

STANDARD MATERIALS

Zinc Die Cast

UL LISTED
E308075



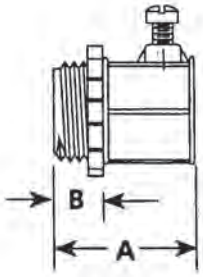

TYPE 1111

CATALOG NUMBER	TRADE SIZE	DIM A	DIM B	UNIT PACK	MASTER PACK	LBS. / 100 PCS.	UPC #
1110	1/2”	1.16	0.41	50	500	7	62002
1111	3/4”	1.31	0.47	25	250	10	62012
1112	1”	1.56	0.56	50	200	15	62022
***1112A**	1-1/4”	1.96	0.63	25	100	29	62032
***1112B**	1-1/2”	2.19	0.72	10	40	40	62042
***1112C**	2”	2.50	0.75	5	20	54	62052
***1112D**	2-1/2”	3.03	1.00	-	12	83	62062
***1112E**	3”	3.37	1.06	-	12	100	62072
***1112E1**	3-1/2”	3.58	1.09	-	10	128	62082
***1112F**	4”	3.75	1.09	-	6	156	62092

*Furnished with two set-screws

Insulated Throat



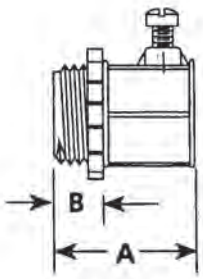

TYPE 4067

CATALOG NUMBER	TRADE SIZE	DIM A	DIM B	UNIT PACK	MASTER PACK	LBS. / 100 PCS.	UPC #
4066	1/2”	1.16	0.41	50	500	7	62008
4067	3/4”	1.31	0.47	25	250	10	62018
4068	1”	1.56	0.56	50	200	15	62028
***4069**	1-1/4”	1.96	0.63	25	100	29	62038
***4070**	1-1/2”	2.19	0.72	10	40	40	62048
***4071**	2”	2.50	0.75	5	20	54	62058
***4072**	2-1/2”	3.03	1.00	-	12	83	62068
***4073**	3”	3.37	1.06	-	12	100	62078
***4074**	3-1/2”	3.58	1.09	-	10	128	62088
***4075**	4”	3.75	1.09	-	6	156	62098

*Furnished with two set-screws

ZINC EMT SET-SCREW COUPLINGS
FOR EMT CONDUIT

APPLICATION

To ground and secure E.M.T. raceway sections together.

FEATURES

- Concrete tight
- Pre-set/Pre-staked set screws
- Three-way combination screws

STANDARD MATERIALS

Zinc Die Cast

UL LISTED
E308075



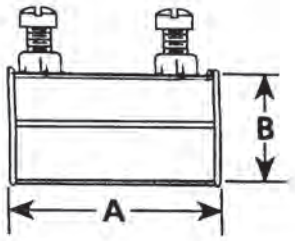

TYPE 1114

CATALOG NUMBER	TRADE SIZE	DIM A	DIM B	UNIT PACK	MASTER PACK	LBS. / 100 PCS.	UPC #
1113	1/2”	1.53	0.94	50	500	8	62102
1114	3/4”	1.88	1.16	25	250	13	62112
1115	1”	2.00	1.43	50	200	20	62122
***1115A**	1-1/4”	2.50	1.84	25	100	40	62132
***1115B**	1-1/2”	2.88	2.07	10	40	58	62142
***1115C**	2”	3.44	2.55	5	20	65	62152
***1115D**	2-1/2”	3.99	3.30	-	12	130	62162
***1115E**	3”	4.55	3.94	-	12	140	62172
***1115E1**	3-1/2”	4.82	4.45	-	10	217	62182
***1115F**	4”	5.24	4.97	-	6	250	62192

*Furnished with four set-screws

SteelElectric PRODUCTS

Ph: 718.259.6100 / 800.626.1223 Fax: 718.331.1874
www.sepco-usa.com

ZINC EMT COMPRESSION CONNECTORS
FOR EMT CONDUIT

APPLICATION

To secure and terminate E.M.T. to knockouts in concrete tight box, dry or damp location applications.

FEATURES

- Male hub threads NPS
- Concrete tight

STANDARD MATERIALS

Zinc Die Cast

UL LISTED
E308075



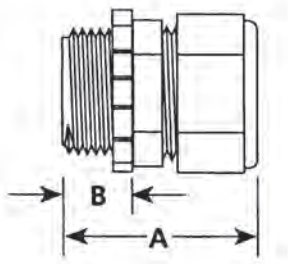

TYPE 1011

CATALOG NUMBER	TRADE SIZE	DIM A	DIM B	UNIT PACK	MASTER PACK	LBS. / 100 PCS.	UPC #
1010	1/2”	1.20	0.40	50	500	10	61002
1011	3/4”	1.27	0.40	25	250	14	61012
1012	1”	1.48	0.50	50	200	20	61022
1013	1-1/4”	1.75	0.59	25	100	37	61032
1014	1-1/2”	1.91	0.62	10	40	55	61042
1015	2”	2.11	0.76	5	20	81	61052
1015D	2-1/2”	2.62	1.00	-	12	107	61062
1015E	3”	2.75	1.06	-	12	137	61072
1015E1	3-1/2”	2.83	1.14	-	10	176	61082
1015F	4”	2.84	1.14	-	6	206	61092

Insulated Throat



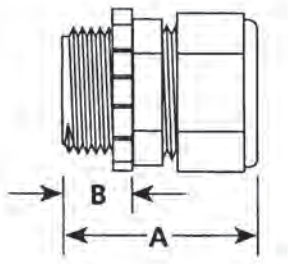

TYPE 4061

CATALOG NUMBER	TRADE SIZE	DIM A	DIM B	UNIT PACK	MASTER PACK	LBS. / 100 PCS.	UPC #
4060	1/2”	1.20	0.40	50	500	10	61008
4061	3/4”	1.27	0.40	25	250	14	61018
4062	1”	1.48	0.50	50	200	20	61028
4063	1-1/4”	1.75	0.59	25	100	37	61038
4064	1-1/2”	1.91	0.62	10	40	55	61048
4065	2”	2.11	0.76	5	20	81	61058
4065D	2-1/2”	2.62	1.00	-	12	107	61068
4065E	3”	2.75	1.06	-	12	137	61078
4065E1	3-1/2”	2.83	1.14	-	10	176	61088
4065F	4”	2.84	1.14	-	6	206	61098

ZINC EMT COMPRESSION COUPLINGS
FOR EMT CONDUIT

APPLICATION

To join lengths of E.M.T. for concrete tight, dry or damp location applications.

FEATURES

- Concrete tight

STANDARD MATERIALS

Zinc Die Cast

UL LISTED
E308075



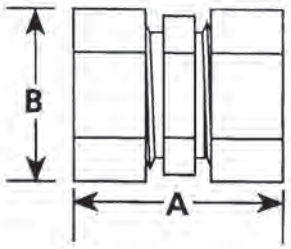

TYPE 1017

CATALOG NUMBER	TRADE SIZE	DIM A	DIM B	UNIT PACK	MASTER PACK	LBS. / 100 PCS.	UPC #
1016	1/2”	1.59	1.09	50	500	8	61102
1017	3/4”	1.81	1.28	25	250	13	61112
1018	1”	1.82	1.60	50	200	20	61122
1019	1-1/4”	2.07	2.00	25	100	40	61132
1020	1-1/2”	2.47	2.29	10	40	58	61142
1021	2”	2.56	2.79	5	20	65	61152
1021D	2-1/2”	3.29	3.51	-	12	130	61162
1021E	3”	3.42	4.21	-	12	140	61172
1021E1	3-1/2”	3.51	4.75	-	10	217	61182
1021F	4”	3.54	5.32	-	6	250	61192

SteelElectric PRODUCTS
Ph: 718.259.6100 / 800.626.1223 Fax: 718.331.1874
www.sepco-usa.com

COMBINATION COUPLINGS
FOR RIGID CONDUIT, IMC AND E.M.T.

APPLICATION

To join E.M.T. to Rigid or IMC

FEATURES

- Threaded rigid and IMC to compression E.M.T.
- Concrete tight
- NPT female hub

STANDARD MATERIALS

Steel

STANDARD FINISH

Zinc Plated

c UL us **UL LISTED**
E198258

For EMT Steel Compression to Threaded Rigid Couplings



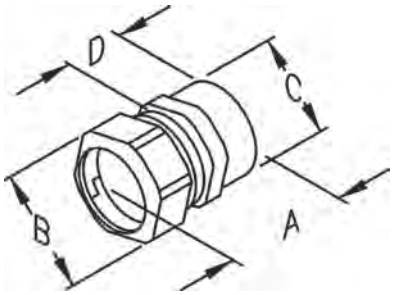

TYPE ERC-23

CATALOG NUMBER	TRADE SIZE	DIM A	DIM B	DIM C	DIM D	UNIT PACK	MASTER PACK	LBS. / 100 PCS.	UPC #
ERC-22	1/2"	1.313	1.125	0.875	0.688	25	250	14	47322
ERC-23	3/4"	1.438	1.375	1.125	0.750	25	250	25	47323
ERC-24	1"	1.500	1.688	1.375	0.813	25	250	34	47324

APPLICATION

A combination coupling to provide a transition from EMT to unthreaded rigid conduit or IMC.

FEATURES

- Pre-set and staked Robertson head screws
- Concrete tight when taped

STANDARD MATERIALS

Steel

STANDARD FINISH

Zinc Plated

c UL us **UL LISTED**
E198258

For EMT Steel Set-Screw to Rigid Set-Screw Couplings



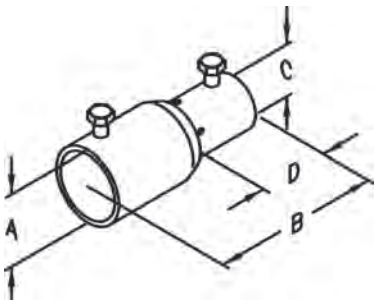

TYPE S18ES

CATALOG NUMBER	TRADE SIZE	DIM A	DIM B	DIM C	DIM D	UNIT PACK	MASTER PACK	LBS. / 100 PCS.	UPC #
S16ES	1/2"	1.000	2.375	0.875	0.938	50	500	14	23016
S17ES	3/4"	1.250	2.813	1.125	1.125	25	250	28	23017
S18ES	1"	1.500	3.000	1.188	1.188	-	25	36	23018

ZINC 90° PULL ELBOWS
FOR EMT CONDUIT

APPLICATION

90° corner pulling elbows are used to facilitate pulling conductors through a sharp bend in a run of E.M.T. The removable cover gives ample access so that wire pulling can be achieved without any obstructions.

FEATURES

- Removable aluminum cover

STANDARD MATERIALS

Zinc Die Cast

UL LISTED
E198258
CSA File No. LR57925

Female to Female



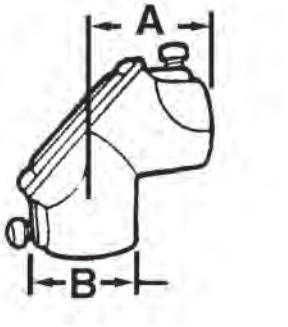

TYPE 1326

CATALOG NUMBER	TRADE SIZE	DIM A	DIM B	UNIT PACK	MASTER PACK	LBS. / 100 PCS.	UPC #
1326	1/2”	1.31	0.94	10	100	24	13262
1327	3/4”	1.59	1.22	5	50	37	13272
1328	1”	1.94	1.59	-	25	68	13282
1329	1-1/4”	2.36	1.97	-	20	102	13292

APPLICATION

Used to connect E.M.T. conduit to a metal box enclosure at a 90° bend.

FEATURES

- Removable aluminum cover
- Assembled with zinc die cast locknut

STANDARD MATERIALS

Zinc Die Cast

UL LISTED
E198258
CSA File No. LR57925

Male to Female



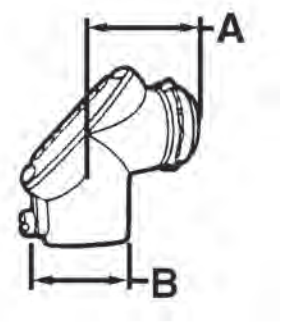

TYPE 1332

CATALOG NUMBER	TRADE SIZE	DIM A	DIM B	UNIT PACK	MASTER PACK	LBS. / 100 PCS.	UPC #
1332	1/2”	1.31	0.93	10	100	22	13322
1333	3/4”	1.47	1.22	5	50	35	13332

SteelElectric PRODUCTS
Ph: 718.259.6100 / 800.626.1223 Fax: 718.331.1874
www.sepco-usa.com

ZINC OFFSET CONNECTORS
FOR EMT CONDUIT

APPLICATION

Used to connect E.M.T. conduit to a metal outlet box or enclosure where an offset is desired.

FEATURES

- Set-Screw Type
- Concrete tight
- Assembled with zinc die cast locknut

STANDARD MATERIALS

Zinc Die Cast

UL LISTED
E198256
CSA File No. LR57925

Set-Screw



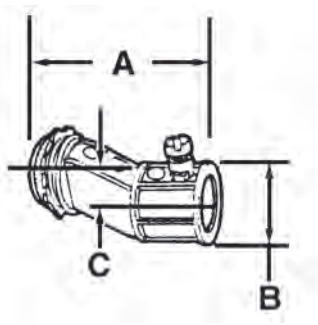

TYPE 1250

CATALOG NUMBER	TRADE SIZE	DIM A	DIM B	DIM C	UNIT PACK	MASTER PACK	LBS. / 100 PCS.	UPC #
1250	1/2”	2.090	0.940	0.375	10	100	12	61250
1251	3/4”	2.980	1.160	0.750	10	100	19	61251

APPLICATION

Used to connect E.M.T. conduit to a metal outlet box or enclosure where an offset is desired.

FEATURES

- Compression Type
- Raintight & Concrete tight
- Assembled with zinc die cast locknut

STANDARD MATERIALS

Zinc Die Cast

UL LISTED
E198256
CSA File No. LR57925

Compression



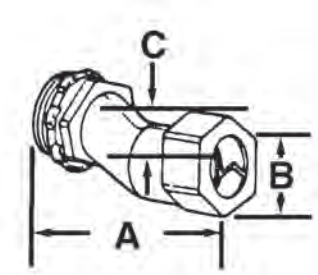

TYPE 1260

CATALOG NUMBER	TRADE SIZE	DIM A	DIM B	DIM C	UNIT PACK	MASTER PACK	LBS. / 100 PCS.	UPC #
1260	1/2”	2.130	1.000	0.375	20	200	13	13761
1261	3/4”	2.900	1.190	0.750	10	100	21	13702

EMT STRAPS
FOR EMT CONDUIT

APPLICATION

Click-on type one-hole straps for E.M.T. Provides support for the conduits, as required by the National Electrical Code.

STANDARD MATERIALS

Steel

STANDARD FINISH

Zinc Plated

c UL us **UL LISTED** E198338

One-Hole



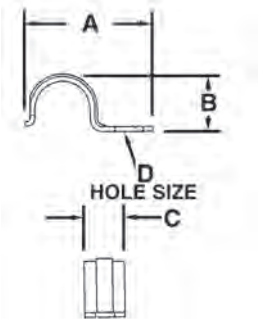

TYPE 143S

CATALOG NUMBER	TRADE SIZE	DIM A	DIM B	DIM C	DIM D	UNIT PACK	MASTER PACK	LBS. / 100 PCS.	UPC #
142S	1/2”	1.720	0.700	0.550	0.312	100	1000	2	81427
143S	3/4”	1.980	0.975	0.630	0.312	100	1000	3	81437
144S	1”	2.210	1.090	0.750	0.312	50	500	4	81447
145S	1-1/4”	2.880	1.540	0.880	0.355	50	500	10	81457
146S	1-1/2”	3.140	1.750	0.990	0.335	-	50	16	81467
147S	2”	3.890	2.150	1.110	0.450	-	50	22	81477
158S	2-1/2”	4.925	2.825	1.245	0.550	-	25	62	81587
159S	3”	5.540	3.430	1.250	0.550	-	25	76	81597
160S	3-1/2”	6.260	3.900	1.250	0.575	-	10	120	81607
161S	4”	6.830	4.390	1.240	0.575	-	10	125	81613

APPLICATION

Snap-on type two-hole straps for E.M.T. are used where higher load bearing supports are desired.

STANDARD MATERIALS

Steel

STANDARD FINISH

Zinc Plated

c UL us **UL LISTED** E198338

Two-Hole



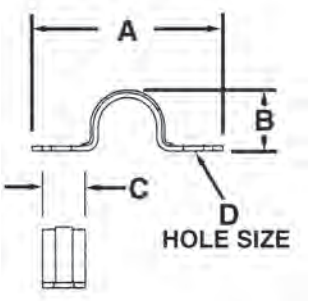

TYPE 2143S

CATALOG NUMBER	TRADE SIZE	DIM A	DIM B	DIM C	DIM D	UNIT PACK	MASTER PACK	LBS. / 100 PCS.	UPC #
2142S	1/2”	2.200	0.790	0.560	0.200	-	250	1	21427
2143S	3/4”	2.700	0.980	0.620	0.200	-	200	2	21437
2144S	1”	2.975	1.185	0.690	0.200	-	100	4	21447
2145S	1-1/4”	3.650	1.535	0.750	0.275	-	50	5	21457
2146S	1-1/2”	4.250	1.765	0.870	0.275	-	50	8	21467
2147S	2”	4.730	2.300	0.995	0.325	-	25	13	21477
2158S	2-1/2”	6.025	2.855	0.985	0.345	-	25	20	21533
2159S	3”	6.460	3.425	0.995	0.345	-	20	25	21597
2160S	3-1/2”	7.300	3.925	0.990	0.345	-	10	33	21535
2161S	4”	7.895	4.435	0.995	0.345	-	10	36	21617

SteelElectric PRODUCTS

Ph: 718.259.6100 / 800.626.1223 Fax: 718.331.1874
www.sepco-usa.com

ZINC COMBINATION COUPLINGS
FOR EMT CONDUIT AND FLEXIBLE METALLIC CONDUIT

APPLICATION

A combination coupling to provide a transition from E.M.T. to flexible metallic conduit.

FEATURES

- Assembled with tri-combo screws

STANDARD MATERIALS

Zinc Die Cast

UL LISTED
E198256
CSA File No. LR57925





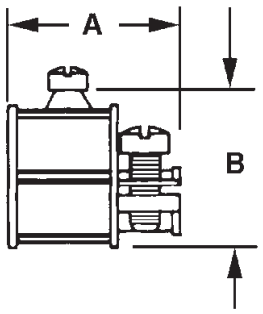

TYPE 170C

CATALOG NUMBER	TRADE SIZE	DIM A	DIM B	UNIT PACK	MASTER PACK	LBS. / 100 PCS.	UPC #
***170C**	1/2" E.M.T. - 3/8" Flex	1.280	1.140	50	500	8	51702
171C	1/2" E.M.T. - 1/2" Flex	1.645	1.340	25	250	10	51703
172C	3/4" E.M.T. - 3/4" Flex	1.975	1.535	20	200	15	51704
173C	1" E.M.T. - 1" Flex	2.285	1.700	10	100	26	51705

*EMT TO NM CABLE

APPLICATION

A combination coupling to provide a transition from E.M.T. to flexible metallic conduit.

FEATURES

- Assembled with tri-combo screws

STANDARD MATERIALS

Zinc Die Cast

UL LISTED
E198256
CSA File No. LR57925



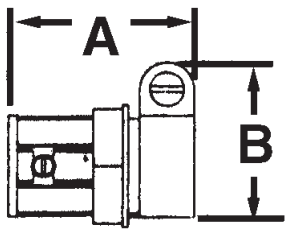

TYPE 171

CATALOG NUMBER	TRADE SIZE	DIM A	DIM B	UNIT PACK	MASTER PACK	LBS. / 100 PCS.	UPC #
171	1/2" E.M.T. - 1/2" FMC	1.645	1.340	25	250	10	51712
172	3/4" E.M.T. - 3/4" FMC	1.975	1.535	20	200	15	51722

Ph: 718.259.6100 / 800.626.1223 Fax: 718.331.1874
www.sepco-usa.com







LIQUIDTIGHT FITTINGS

Malleable Iron Straight Liquidtight Connectors.....124
Malleable Iron 90° Liquidtight Connectors.....125
Malleable Iron 45° Liquidtight Connectors.....126
Malleable Iron Straight Liquidtight Connectors with Aluminum Lugs.....127
Malleable Iron 90° Liquidtight Connectors with Aluminum Lugs.....128
Malleable Iron 45° Liquidtight Connectors with Aluminum Lugs.....129
Malleable Iron Straight Liquidtight Connectors with Copper Lugs.....130
Malleable Iron 90° Liquidtight Connectors with Copper Lugs.....131
Malleable Iron 45° Liquidtight Connectors with Copper Lugs.....132
Malleable Iron/**Hot Dipped** Galvanized Straight Liquidtight Connectors.....133
Malleable Iron/**Hot Dipped** Galvanized 90° Liquidtight Connectors.....134
Malleable Iron/**Hot Dipped** Galvanized 45° Liquidtight Connectors.....135
Malleable Iron/**Hot Dipped** Galvanized Straight Liquidtight Connectors with Copper.....136
Lugs Malleable Iron/**Hot Dipped** Galvanized 90° Liquidtight Connectors with Copper Lugs.....137
Malleable Iron/**Hot Dipped**Galvanized 45° Liquidtight Connectors with Copper Lugs.....138
Zinc Straight Liquidtight Connectors.....139
Zinc 90° Liquidtight Connectors.....140

MALLEABLE IRON STRAIGHT LIQUIDTIGHT CONNECTORS

FOR LIQUIDTIGHT FLEXIBLE METALLIC CONDUIT

APPLICATION

To secure, ground and seal Liquidtight Flexible Metal conduit, to boxes and enclosures

FEATURES

- Tapered threaded male hub NPT
- Compact, slim diameter with small turning radius
- Furnished with an insulated throat with steel locknut and sealing ring
- Liquidtight/Raintight/Concrete tight/Oiltight
- Suitable for wet locations
- Long ferrule prevents pullout and tight bend conduit “pop-out”
- UL Listed liquidtight flexible metal conduit fittings are suitable for use in the following Hazardous Locations under NEC 501-4(b), 502-4(a)(2); Class I, Div.2; Class II, Div. 1 and 2; and Class III, Div. 1 and 2 and are suitable for grounding in sizes 3/8” through 1-1/2” under NEC 35I-I

STANDARD MATERIALS

Malleable Iron/Steel Furrule

STANDARD FINISH

Zinc Plated

c UL us **UL LISTED**
E198258

OPTIONAL FINISH

For additional corrosion protection, specify Mechanical Galvanized. Add suffix ‘MG’ to Malleable Iron catalog number. Example SLT27TMG. For more information, see page 16.



TYPE SLT27T

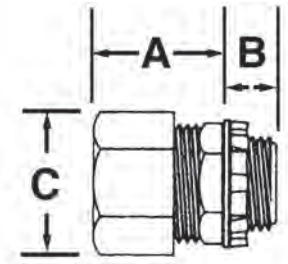

All Furnished with Insulated Throats

CATALOG NUMBER	TRADE SIZE	KO SIZE	I.D.	O.D.	DIM A	DIM B	DIM C	UNIT PACK	MASTER PACK	LBS. / 100 PCS.	UPC #
SLT47T	3/8”	1/2”	0.590	0.793	1.140	0.500	1.150	25	250	16	14419
SLT27T	1/2”	1/2”	0.590	0.793	1.250	0.500	1.280	25	250	18	14630
SLT28T	3/4”	3/4”	0.785	1.020	1.280	0.520	1.550	10	100	29	14640
SLT29T	1”	1”	0.980	1.261	1.430	0.650	1.800	5	50	40	14650
SLT30T	1-1/4”	1-1/4”	1.330	1.605	1.500	0.660	2.250	5	50	56	14309
SLT31T	1-1/2”	1-1/2”	1.530	1.844	1.610	0.730	2.440	10	50	71	14319
SLT32T	2”	2”	1.995	2.337	1.760	0.750	2.970	5	25	100	14329
SLT33T	2-1/2”	2-1/2”	2.341	2.797	2.180	1.010	4.010	1	10	367	14339
SLT34T	3”	3”	2.939	3.418	2.500	1.150	4.180	1	10	461	14349
SLT60T	3-1/2”	3-1/2”	3.406	3.915	2.610	1.180	5.250	1	10	675	14609
SLT61T	4”	4”	3.882	4.411	2.740	1.250	5.780	1	5	797	14619
SLT62T	5”	5”	391.77	460.78	3.125	1.500	6.063	-	1	1047	78062
SLT63T	6”	6”	484.65	570.18	3.375	1.563	7.500	-	1	1381	60001



SteelElectric PRODUCTS
Ph: 718.259.6100 / 800.626.1223 Fax: 718.331.1874
www.sepco-usa.com

MALLEABLE IRON 90° LIQUIDTIGHT CONNECTORS

FOR LIQUIDTIGHT FLEXIBLE METALLIC CONDUIT

APPLICATION

To secure, ground seal Liquidtight Flexible Metal conduit, to boxes and enclosures

FEATURES

- Tapered threaded male hub NPT
- Compact, slim diameter with small turning radius
- Furnished with an insulated throat with steel locknut and sealing ring
- Liquidtight/Raintight/Concrete tight/Oiltight
- Suitable for wet locations
- Long ferrule prevents pullout and tight bend conduit “pop-out”
- UL Listed liquidtight flexible metal conduit fittings are suitable for use in the following Hazardous Locations under NEC 501-4(b), 502-4(a)(2); Class I, Div.2; Class II, Div. 1 and 2; and Class III, Div. 1 and 2 and are suitable for grounding in sizes 3/8” through 1-1/2” under NEC 35I-I

STANDARD MATERIALS

Malleable Iron/Steel Ferrule

STANDARD FINISH

Zinc Plated

c UL us **UL LISTED**
E198258



TYPE SLT35T

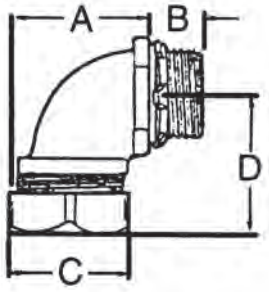

All Furnished with Insulated Throats

CATALOG NUMBER	TRADE SIZE	KO SIZE	I.D.	O.D.	DIM A	DIM B	DIM C	DIM D	UNIT PACK	MASTER PACK	LBS. / 100 PCS.	UPC #
SLT25T	3/8”	1/2”	0.590	0.793	1.31	0.50	1.15	1.37	10	100	28	14259
SLT35T	1/2”	1/2”	0.590	0.793	1.43	0.50	1.28	1.37	10	100	31	14690
SLT36T	3/4”	3/4”	0.785	1.020	1.62	0.52	1.55	1.50	10	100	46	14700
SLT37T	1”	1”	0.980	1.261	1.93	0.65	1.80	1.81	5	50	77	14710
SLT38T	1-1/4”	1-1/4”	1.330	1.605	2.37	0.66	2.25	1.94	-	10	98	14389
SLT39T	1-1/2”	1-1/2”	1.530	1.844	2.68	0.73	2.44	2.40	-	10	124	14399
SLT40T	2”	2”	1.995	2.337	3.18	0.75	2.97	2.64	-	5	179	14409
SLT65T	2-1/2”	2-1/2”	2.341	2.797	8.31	1.01	4.01	7.81	-	1	847	14659
SLT66T	3”	3”	2.939	3.418	9.80	1.15	4.18	9.15	-	1	1243	14669
SLT67T	3-1/2”	3-1/2”	3.406	3.915	11.18	1.18	5.25	11.22	-	1	1914	14679
SLT68T	4”	4”	3.882	4.411	12.98	1.25	5.78	12.54	-	1	2399	14689

OPTIONAL FINISH

For additional corrosion protection, specify Mechanical Galvanized. Add suffix ‘MG’ to Malleable Iron catalog number. Example SLT35TMG. For more information, see page 17.



MALLEABLE IRON 45° LIQUIDTIGHT CONNECTORS

FOR LIQUIDTIGHT FLEXIBLE METALLIC CONDUIT

APPLICATION

To secure, ground and seal Liquidtight Flexible Metal conduit to boxes and enclosures.

FEATURES

- Tapered threaded male hub NPT
- Compact, slim diameter with small turning radius
- Furnished with an insulated throat with steel locknut and sealing ring
- Liquidtight/Raintight/Concrete tight/Oiltight
- Suitable for wet locations
- Long ferrule prevents pullout and tight bend conduit "pop-out"
- UL Listed liquidtight flexible metal conduit fittings are suitable for use in the following Hazardous Locations under NEC 501-4(b), 502-4(a)(2); Class I, Div.2; Class II, Div. 1 and 2; and Class III, Div. 1 and 2 and are suitable for grounding in sizes 3/8" through 1-1/2" under NEC 35I-I

STANDARD MATERIALS

Malleable Iron/Steel Furrule

STANDARD FINISH

Zinc Plated

c UL us **UL LISTED**
E198258

OPTIONAL FINISH

For additional corrosion protection, specify Mechanical Galvanized. Add suffix 'MG' to Malleable Iron catalog number. Example SLT35-45TMG. For more information, see page 18.



TYPE SLT35-45T

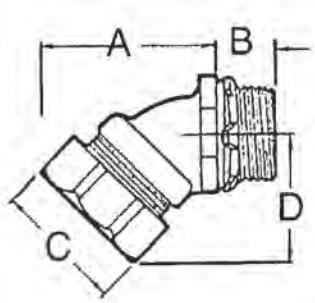

All Furnished with Insulated Throats

CATALOG NUMBER	TRADE SIZE	KO SIZE	I.D.	O.D.	DIM A	DIM B	DIM C	DIM D	UNIT PACK	MASTER PACK	LBS. / 100 PCS.	UPC #
SLT25-45T	3/8"	1/2"	0.590	0.793	1.14	0.50	1.15	1.48	10	100	29	14825
SLT35-45T	1/2"	1/2"	0.590	0.793	1.25	0.50	1.28	1.51	10	100	29	14835
SLT36-45T	3/4"	3/4"	0.785	1.020	1.28	0.52	1.55	1.54	10	100	42	14836
SLT37-45T	1"	1"	0.980	1.261	1.43	0.65	1.80	1.81	5	50	66	14837
SLT38-45T	1-1/4"	1-1/4"	1.330	1.605	1.50	0.66	2.25	2.16	-	10	90	14838
SLT39-45T	1-1/2"	1-1/2"	1.530	1.844	1.61	0.73	2.44	2.43	-	10	112	14839
SLT40-45T	2"	2"	1.995	2.337	1.76	0.75	2.97	2.82	-	5	179	14840
SLT65-45T	2-1/2"	2-1/2"	2.341	2.797	2.18	1.01	4.01	4.41	-	1	582	14865
SLT66-45T	3"	3"	2.939	3.418	2.50	1.15	4.18	5.50	-	1	869	14866
SLT67-45T	3-1/2"	3-1/2"	3.406	3.915	2.61	1.18	5.25	5.93	-	1	1296	14867
SLT68-45T	4"	4"	3.882	4.411	2.74	1.25	5.78	8.34	-	1	1539	14868



SteelElectric PRODUCTS
Ph: 718.259.6100 / 800.626.1223 Fax: 718.331.1874
www.sepco-usa.com

MALLEABLE IRON STRAIGHT LIQUIDTIGHT CONNECTORS

WITH ALUMINUM LUGS FOR LIQUIDTIGHT FLEXIBLE METALLIC CONDUIT

APPLICATION

Connects conduit and terminates bonding conductor run externally across liquidtight conduit.

FEATURES

- Tapered threaded male hub NPT
- Compact, slim diameter with small turning radius
- Furnished with Insulated throat, steel locknut, and sealing ring
- Liquidtight/Raintight/Concrete tight/Oiltight
- Suitable for grounding & wet locations
- Long ferrule prevents pullout and tight bend conduit 'pop-out'
- UL Listed liquidtight flexible metal conduit fittings are suitable for use in the following Hazardous Locations under NEC 501-4(b), 502-4(a)(2); Class I, Div.2; Class II, Div. 1 and 2; and Class III, Div. 1 and 2 and are suitable for grounding in sizes 3/8" through 1-1/2" under NEC 351-I

STANDARD MATERIALS

Malleable Iron/Steel Ferrule/
Aluminum Grounding Lug

STANDARD FINISH

Zinc Plated

c UL us **UL LISTED**
E212551



TYPE SLT27ALT

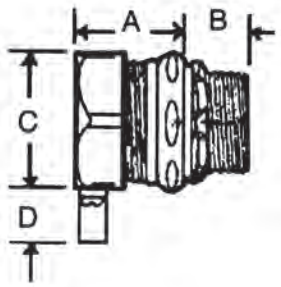

All Furnished with Insulated Throats

CATALOG NUMBER	TRADE SIZE	LUG SIZE	I.D.	O.D.	DIM A	DIM B	DIM C	DIM D	UNIT PACK	MASTER PACK	LBS. / 100 PCS.	UPC #
SLT47ALT	3/8"	#4-#14	0.590	0.793	1.14	0.50	1.15	0.75	25	250	18	50000
SLT27ALT	1/2"	#4-#14	0.590	0.793	1.25	0.50	1.28	0.75	25	250	20	50001
SLT28ALT	3/4"	#4-#14	0.785	1.020	1.28	0.52	1.55	0.75	10	100	31	50002
SLT29ALT	1"	#4-#14	0.980	1.261	1.43	0.65	1.80	0.75	5	50	42	50003
SLT30ALT	1-1/4"	#4-#14	1.330	1.605	1.50	0.66	2.25	0.75	5	50	57	50004
SLT31ALT	1-1/2"	#4-#14	1.530	1.844	1.61	0.73	2.44	0.75	10	50	73	50005
SLT32ALT	2"	#4-#14	1.995	2.337	1.76	0.75	2.97	0.75	5	25	101	50006
SLT33ALT	2-1/2"	#1/0-#8	2.341	2.797	2.18	1.01	4.01	1.13	1	10	373	50007
SLT34ALT	3"	#1/0-#8	2.939	3.418	2.50	1.15	4.18	1.13	1	10	465	50008
SLT60ALT	3-1/2"	#3/0-#6	3.406	3.915	2.61	1.18	5.25	1.50	1	10	686	50009
SLT61ALT	4"	#3/0-#6	3.882	4.411	2.74	1.25	5.78	1.50	1	5	807	50010
SLT62ALT	5"	#6-#250MCM	391.77	460.78	3.13	1.50	6.06	1.69	-	1	1058	50011
SLT63ALT	6"	#6-#250MCM	484.65	570.18	3.13	1.56	7.50	1.69	-	1	1395	50012

Also available with copper lugs. See page 130.



MALLEABLE IRON 90° LIQUIDTIGHT CONNECTORS

WITH ALUMINUM LUGS FOR LIQUIDTIGHT FLEXIBLE METALLIC CONDUIT

APPLICATION

Connects conduit and terminates bonding conductor run externally across liquidtight conduit.

FEATURES

- Tapered threaded male hub NPT
- Compact, slim diameter with small turning radius
- Furnished with Insulated throat, steel locknut, and sealing ring
- Liquidtight/Raintight/Concrete tight/Oiltight
- Suitable for grounding and wet locations
- Long ferrule prevents pullout and tight bend conduit 'pop-out'
- UL Listed liquidtight flexible metal conduit fittings are suitable for use in the following Hazardous Locations under NEC 501-4(b), 502-4(a)(2); Class I, Div.2; Class II, Div. 1 and 2; and Class III, Div. 1 and 2 and are suitable for grounding in sizes 3/8" through 1-1/2" under NEC 35I-I

STANDARD MATERIALS

Malleable Iron/Steel Ferrule/
Aluminum Grounding Lug

STANDARD FINISH

Zinc Plated

c UL us **UL LISTED**
E212551



TYPE SLT35ALT

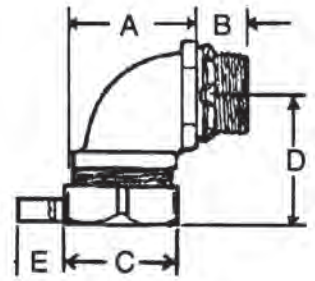

All Furnished with Insulated Throats

CATALOG NUMBER	TRADE SIZE	LUG SIZE	I.D.	O.D.	DIM A	DIM B	DIM C	DIM D	DIM E	UNIT PACK	MASTER PACK	LBS. / 100 PCS.	UPC #
SLT25ALT	3/8"	#4-#14	0.590	0.793	1.31	0.50	1.15	1.37	0.75	10	100	18	50013
SLT35ALT	1/2"	#4-#14	0.590	0.793	1.43	0.50	1.28	1.37	0.75	10	100	20	50014
SLT36ALT	3/4"	#4-#14	0.785	1.020	1.62	0.52	1.55	1.50	0.75	10	100	31	50015
SLT37ALT	1"	#4-#14	0.980	1.261	1.93	0.65	1.80	1.81	0.75	5	50	42	50016
SLT38ALT	1-1/4"	#4-#14	1.330	1.605	2.37	0.66	2.25	1.94	0.75	-	10	57	50017
SLT39ALT	1-1/2"	#4-#14	1.530	1.844	2.68	0.73	2.44	2.40	0.75	-	10	73	50018
SLT40ALT	2"	#4-#14	1.995	2.337	3.18	0.75	2.97	2.64	0.75	-	5	101	50019
SLT65ALT	2-1/2"	#1/0-#8	2.341	2.797	8.31	1.01	4.01	7.81	1.13	-	1	373	50020
SLT66ALT	3"	#1/0-#8	2.939	3.418	9.80	1.15	4.18	9.15	1.13	-	1	465	50021
SLT67ALT	3-1/2"	#3/0-#6	3.406	3.915	11.18	1.18	5.25	11.22	1.50	-	1	686	50022
SLT68ALT	4"	#3/0-#6	3.882	4.411	12.93	1.25	5.78	12.54	1.50	-	1	807	50023

Also available with copper lugs. See page 131.



SteelElectric PRODUCTS
Ph: 718.259.6100 / 800.626.1223 Fax: 718.331.1874
www.sepco-usa.com

MALLEABLE IRON 45° LIQUIDTIGHT CONNECTORS

WITH ALUMINUM LUGS FOR LIQUIDTIGHT FLEXIBLE METALLIC CONDUIT

APPLICATION

Connects conduit and terminates bonding conductor run externally across liquidtight conduit.

FEATURES

- Tapered threaded male hub NPT
- Compact, slim diameter with small turning radius
- Furnished with Insulated throat, steel locknut, and sealing ring
- Liquidtight/Raintight/Concrete tight/Oiltight
- Suitable for grounding
- Long ferrule prevents pull-out and tight bend conduit “pop-out”
- UL Listed liquidtight flexible metal conduit fittings are suitable for use in the following Hazardous Locations under NEC 501-4(b), 502-4(a)(2); Class I, Div.2; Class II, Div. 1 and 2; and Class III, Div. 1 and 2 and are suitable for grounding in sizes 3/8” through 1-1/2” under NEC 35I-I.

STANDARD MATERIALS

Malleable Iron/Steel Ferrule/
Aluminum Grounding Lug

STANDARD FINISH

Zinc Plated

c UL us **UL LISTED**
E212551



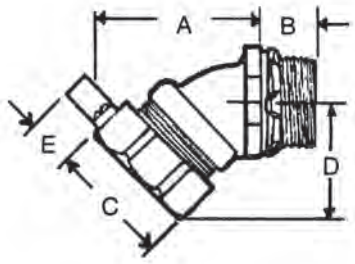

TYPE SLT35-45ALT

All Furnished with Insulated Throats

CATALOG NUMBER	TRADE SIZE	LUG SIZE	I.D.	O.D.	DIM A	DIM B	DIM C	DIM D	DIM E	UNIT PACK	MASTER PACK	LBS. / 100 PCS.	UPC #
SLT25-45ALT	3/8”	#4-#14	0.590	0.793	1.62	0.50	1.15	1.48	0.75	10	100	18	50024
SLT35-45ALT	1/2”	#4-#14	0.590	0.793	1.64	0.50	1.28	1.51	0.75	10	100	20	50025
SLT36-45ALT	3/4”	#4-#14	0.785	1.020	1.68	0.52	1.55	1.54	0.75	10	100	31	50026
SLT37-45ALT	1”	#4-#14	0.980	1.261	2.16	0.65	1.80	1.81	0.75	5	50	42	50027
SLT38-45ALT	1-1/4”	#4-#14	1.330	1.605	2.50	0.66	2.25	2.16	0.75	-	10	57	50028
SLT39-45ALT	1-1/2”	#4-#14	1.530	1.844	3.10	0.73	2.44	2.43	0.75	-	10	73	50029
SLT40-45ALT	2”	#4-#14	1.995	2.337	3.28	0.75	2.97	2.82	0.75	-	5	101	50030
SLT65-45ALT	2-1/2”	#1/0-#8	2.341	2.797	6.67	1.01	4.01	4.41	1.13	-	1	373	50031
SLT66-45ALT	3”	#1/0-#8	2.939	3.418	8.01	1.15	4.18	5.50	1.13	-	1	465	50032
SLT67-45ALT	3-1/2”	#3/0-#6	3.406	3.915	9.55	1.18	5.25	5.93	1.50	-	1	686	50033
SLT68-45ALT	4”	#3/0-#6	3.882	4.411	10.64	1.25	5.78	8.34	1.50	-	1	807	50034

Also available with copper lugs. See page 132.



MALLEABLE IRON STRAIGHT LIQUIDTIGHT CONNECTORS

WITH COPPER LUGS FOR LIQUIDTIGHT FLEXIBLE METALLIC CONDUIT

APPLICATION

Connects conduit and terminates bonding conductor run externally across liquidtight conduit.

FEATURES

- Tapered threaded male hub NPT
- Compact, slim diameter with small turning radius
- Furnished with Insulated throat, steel locknut, and sealing ring
- Liquidtight/Raintight/Concrete tight/Oiltight
- Suitable for grounding & wet locations
- Long ferrule prevents pullout and tight bend conduit 'pop-out'
- UL Listed liquidtight flexible metal conduit fittings are suitable for use in the following Hazardous Locations under NEC 501-4(b), 502-4(a)(2); Class I, Div.2; Class II, Div. 1 and 2; and Class III, Div. 1 and 2 and are suitable for grounding in sizes 3/8" through 1-1/2" under NEC 35I-I

STANDARD MATERIALS

Malleable Iron/Steel Ferrule/
Copper Grounding Lug

STANDARD FINISH

Zinc Plated/Natural

c UL us **UL LISTED**
E93683

OPTIONAL FINISH

For additional corrosion protection, specify Mechanical Galvanized. Add suffix 'MG' to Malleable Iron catalog number. Example SLT27CLTMG. For more information, see page 19.



TYPE SLT27CLT

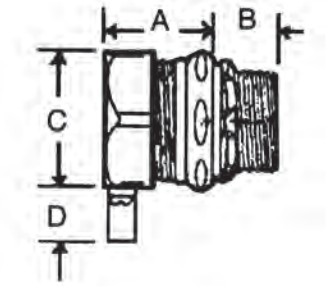

All Furnished with Insulated Throats

CATALOG NUMBER	TRADE SIZE	LUG SIZE	I.D.	O.D.	DIM A	DIM B	DIM C	DIM D	UNIT PACK	MASTER PACK	LBS. / 100 PCS.	UPC #
SLT47CLT	3/8"	#4-#14	0.590	0.793	1.14	0.50	1.15	0.75	25	250	18	50000
SLT27CLT	1/2"	#4-#14	0.590	0.793	1.25	0.50	1.28	0.75	25	250	20	50001
SLT28CLT	3/4"	#4-#14	0.785	1.020	1.28	0.52	1.55	0.75	10	100	31	50002
SLT29CLT	1"	#4-#14	0.980	1.261	1.43	0.65	1.80	0.75	5	50	42	50003
SLT30CLT	1-1/4"	#4-#14	1.330	1.605	1.50	0.66	2.25	0.75	5	50	57	50004
SLT31CLT	1-1/2"	#4-#14	1.530	1.844	1.61	0.73	2.44	0.75	10	50	73	50005
SLT32CLT	2"	#4-#14	1.995	2.337	1.76	0.75	2.97	0.75	5	25	101	50006
SLT33CLT	2-1/2"	#1/0-#8	2.341	2.797	2.18	1.01	4.01	1.13	1	10	373	50007
SLT34CLT	3"	#1/0-#8	2.939	3.418	2.50	1.15	4.18	1.13	1	10	465	50008
SLT60CLT	3-1/2"	#3/0-#6	3.406	3.915	2.61	1.18	5.25	1.50	1	10	686	50009
SLT61CLT	4"	#3/0-#6	3.882	4.411	2.74	1.25	5.78	1.50	1	5	807	50010
SLT62CLT	5"	#6-#250MCM	391.77	460.78	3.13	1.50	6.06	1.69	-	1	1058	50011
SLT63CLT	6"	#6-#250MCM	484.65	570.18	3.13	1.56	7.50	1.69	-	1	1395	50012

Also available with aluminum lugs. See page 127.



SteelElectric PRODUCTS
Ph: 718.259.6100 / 800.626.1223 Fax: 718.331.1874
www.sepco-usa.com

MALLEABLE IRON 90° LIQUIDTIGHT CONNECTORS

WITH COPPER LUGS FOR LIQUIDTIGHT FLEXIBLE METALLIC CONDUIT

APPLICATION

Connects conduit and terminates bonding conductor run externally across liquidtight conduit.

FEATURES

- Tapered threaded male hub NPT
- Compact, slim diameter with small turning radius
- Furnished with Insulated throat, steel locknut, and sealing ring
- Liquidtight/Raintight/Concrete tight/Oiltight
- Suitable for grounding and wet locations
- Long ferrule prevents pullout and tight bend conduit 'pop-out'
- UL Listed liquidtight flexible metal conduit fittings are suitable for use in the following Hazardous Locations under NEC 501-4(b), 502-4(a)(2); Class I, Div.2; Class II, Div. 1 and 2; and Class III, Div. 1 and 2 and are suitable for grounding in sizes 3/8" through 1-1/2" under NEC 35I-I

STANDARD MATERIALS

Malleable Iron/Steel Ferrule/
Copper Grounding Lug

STANDARD FINISH

Zinc Plated/Natural

c UL us **UL LISTED**
E93683

OPTIONAL FINISH

For additional corrosion protection, specify Mechanical Galvanized. Add suffix 'MG' to Malleable Iron catalog number. Example SLT35CLTMG. For more information, see page 20.



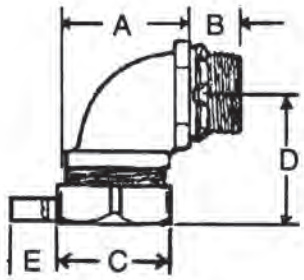

TYPE SLT35CLT

All Furnished with Insulated Throats

CATALOG NUMBER	TRADE SIZE	LUG SIZE	I.D.	O.D.	DIM A	DIM B	DIM C	DIM D	DIM E	UNIT PACK	MASTER PACK	LBS. / 100 PCS.	UPC #
SLT25CLT	3/8"	#4-#14	0.590	0.793	1.31	0.50	1.15	1.37	0.75	10	100	18	50013
SLT35CLT	1/2"	#4-#14	0.590	0.793	1.43	0.50	1.28	1.37	0.75	10	100	20	50014
SLT36CLT	3/4"	#4-#14	0.785	1.020	1.62	0.52	1.55	1.50	0.75	10	100	31	50015
SLT37CLT	1"	#4-#14	0.980	1.261	1.93	0.65	1.80	1.81	0.75	5	50	42	50016
SLT38CLT	1-1/4"	#4-#14	1.330	1.605	2.37	0.66	2.25	1.94	0.75	-	10	57	50017
SLT39CLT	1-1/2"	#4-#14	1.530	1.844	2.68	0.73	2.44	2.40	0.75	-	10	73	50018
SLT40CLT	2"	#4-#14	1.995	2.337	3.18	0.75	2.97	2.64	0.75	-	5	101	50019
SLT65CLT	2-1/2"	#1/0-#8	2.341	2.797	8.31	1.01	4.01	7.81	1.13	-	1	373	50020
SLT66CLT	3"	#1/0-#8	2.939	3.418	9.80	1.15	4.18	9.15	1.13	-	1	465	50021
SLT67CLT	3-1/2"	#3/0-#6	3.406	3.915	11.18	1.18	5.25	11.22	1.50	-	1	686	50022
SLT68CLT	4"	#3/0-#6	3.882	4.411	12.93	1.25	5.78	12.54	1.50	-	1	807	50023

Also available with aluminum lugs. See page 128.



MALLEABLE IRON 45° LIQUIDTIGHT CONNECTORS

WITH COPPER LUGS FOR LIQUIDTIGHT FLEXIBLE METALLIC CONDUIT

APPLICATION

Connects conduit and terminates bonding conductor run externally across liquidtight conduit.

FEATURES

- Tapered threaded male hub NPT
- Compact, slim diameter with small turning radius
- Furnished with Insulated throat, steel locknut, and sealing ring
- Liquidtight/Raintight/Concrete tight/Oiltight
- Suitable for grounding
- Long ferrule prevents pull-out and tight bend conduit "pop-out"
- UL Listed liquidtight flexible metal conduit fittings are suitable for use in the following Hazardous Locations under NEC 501-4(b), 502-4(a)(2); Class I, Div.2; Class II, Div. 1 and 2; and Class III, Div. 1 and 2 and are suitable for grounding in sizes 3/8" through 1-1/2" under NEC 35I-I.

STANDARD MATERIALS

Malleable Iron/Steel Ferrule/
Copper Grounding Lug

STANDARD FINISH

Zinc Plated/Natural

c UL us **UL LISTED**
E93683

OPTIONAL FINISH

For additional corrosion protection, specify Mechanical Galvanized. Add suffix 'MG' to Malleable Iron catalog number. Example SLT35-45CLTMG. For more information, see page 21.



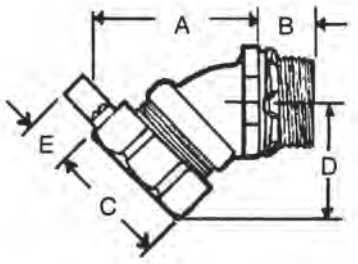

TYPE SLT35-45CLT

All Furnished with Insulated Throats

CATALOG NUMBER	TRADE SIZE	LUG SIZE	I.D.	O.D.	DIM A	DIM B	DIM C	DIM D	DIM E	UNIT PACK	MASTER PACK	LBS. / 100 PCS.	UPC #
SLT25-45CLT	3/8"	#4-#14	0.590	0.793	1.62	0.50	1.15	1.48	0.75	10	100	18	50024
SLT35-45CLT	1/2"	#4-#14	0.590	0.793	1.64	0.50	1.28	1.51	0.75	10	100	20	50025
SLT36-45CLT	3/4"	#4-#14	0.785	1.020	1.68	0.52	1.55	1.54	0.75	10	100	31	50026
SLT37-45CLT	1"	#4-#14	0.980	1.261	2.16	0.65	1.80	1.81	0.75	5	50	42	50027
SLT38-45CLT	1-1/4"	#4-#14	1.330	1.605	2.50	0.66	2.25	2.16	0.75	-	10	57	50028
SLT39-45CLT	1-1/2"	#4-#14	1.530	1.844	3.10	0.73	2.44	2.43	0.75	-	10	73	50029
SLT40-45CLT	2"	#4-#14	1.995	2.337	3.28	0.75	2.97	2.82	0.75	-	5	101	50030
SLT65-45CLT	2-1/2"	#1/0-#8	2.341	2.797	6.67	1.01	4.01	4.41	1.13	-	1	373	50031
SLT66-45CLT	3"	#1/0-#8	2.939	3.418	8.01	1.15	4.18	5.50	1.13	-	1	465	50032
SLT67-45CLT	3-1/2"	#3/0-#6	3.406	3.915	9.55	1.18	5.25	5.93	1.50	-	1	686	50033
SLT68-45CLT	4"	#3/0-#6	3.882	4.411	10.64	1.25	5.78	8.34	1.50	-	1	807	50034

Also available with aluminum lugs. See page 129.



SteelElectric PRODUCTS
Ph: 718.259.6100 / 800.626.1223 Fax: 718.331.1874
www.sepco-usa.com

MALLEABLE IRON/HOT DIPPED GALVANIZED STRAIGHT LIQUIDTIGHT CONNECTORS

FOR LIQUIDTIGHT FLEXIBLE METALLIC CONDUIT

New Product



TYPE SLT27TMG

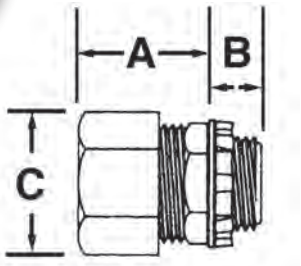

APPLICATION

To secure, ground and seal Liquidtight Flexible Metal conduit, to boxes and enclosures

FEATURES

- Tapered threaded male hub NPT
- Compact, slim diameter with small turning radius
- Furnished with an insulated throat with steel locknut and sealing ring
- Liquidtight/Raintight/Oiltight
- Suitable for wet locations
- Long ferrule prevents pullout and tight bend conduit "pop-out"
- UL Listed liquidtight flexible metal conduit fittings are suitable for use in the following Hazardous Locations under NEC 501-4(b), 502-4(a)(2); Class I, Div.2; Class II, Div. 1 and 2; and Class III, Div. 1 and 2 and are suitable for grounding in sizes 3/8" through 1-1/2" under NEC 35I-I

STANDARD MATERIALS

Malleable Iron/Steel Ferrule

STANDARD FINISH

Hot Dipped Galvanized/Zinc Plated

c UL us **UL LISTED**
E198258

All Furnished with Insulated Throats

CATALOG NUMBER	TRADE SIZE	KO SIZE	I.D.	O.D.	DIM A	DIM B	DIM C	UNIT PACK	MASTER PACK	LBS. / 100 PCS.	UPC #
SLT27TMG	1/2"	1/2"	0.590	0.793	1.250	0.500	1.280	25	250	18	16305
SLT28TMG	3/4"	3/4"	0.785	1.020	1.280	0.520	1.550	10	100	29	16310
SLT29TMG	1"	1"	0.980	1.261	1.430	0.650	1.800	5	50	40	16315
SLT30TMG	1-1/4"	1-1/4"	1.330	1.605	1.500	0.660	2.250	5	50	56	16320
SLT31TMG	1-1/2"	1-1/2"	1.530	1.844	1.610	0.730	2.440	10	50	71	16325
SLT32TMG	2"	2"	1.995	2.337	1.760	0.750	2.970	5	25	100	16330
SLT33TMG	2-1/2"	2-1/2"	2.341	2.797	2.180	1.010	4.010	1	10	367	16335
SLT34TMG	3"	3"	2.939	3.418	2.500	1.150	4.180	1	10	461	16340
SLT60TMG	3-1/2"	3-1/2"	3.406	3.915	2.610	1.180	5.250	1	10	675	16345
SLT61TMG	4"	4"	3.882	4.411	2.740	1.250	5.780	1	5	797	16350
SLT62TG	5"	5"	391.77	460.78	3.125	1.500	6.063	-	1	1047	16355
SLT63TG	6"	6"	484.65	570.18	3.375	1.563	7.500	-	1	1381	16360



MALLEABLE IRON/HOT DIPPED GALVANIZED 90° LIQUIDTIGHT CONNECTORS

FOR LIQUIDTIGHT FLEXIBLE METALLIC CONDUIT

New Product



TYPE SLT35TMG

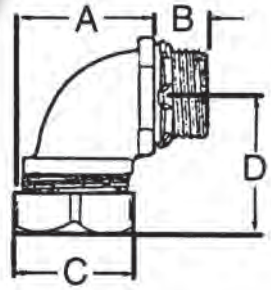

APPLICATION

To secure, ground seal Liquidtight Flexible Metal conduit, to boxes and enclosures

FEATURES

- Tapered threaded male hub NPT
- Compact, slim diameter with small turning radius
- Furnished with an insulated throat with steel locknut and sealing ring
- Liquidtight/Raintight/Oiltight
- Suitable for wet locations
- Long ferrule prevents pullout and tight bend conduit "pop-out"
- UL Listed liquidtight flexible metal conduit fittings are suitable for use in the following Hazardous Locations under NEC 501-4(b), 502-4(a)(2); Class I, Div.2; Class II, Div. 1 and 2; and Class III, Div. 1 and 2 and are suitable for grounding in sizes 3/8" through 1-1/2" under NEC 35I-I

STANDARD MATERIALS

Malleable Iron/Steel Ferrule

STANDARD FINISH

Hot Dipped Galvanized/Zinc Plated

c UL us **UL LISTED**
E198258

All Furnished with Insulated Throats

CATALOG NUMBER	TRADE SIZE	KO SIZE	I.D.	O.D.	DIM A	DIM B	DIM C	DIM D	UNIT PACK	MASTER PACK	LBS. / 100 PCS.	UPC #
SLT35TMG	1/2"	1/2"	0.590	0.793	1.43	0.50	1.28	1.37	10	100	31	16405
SLT36TMG	3/4"	3/4"	0.785	1.020	1.62	0.52	1.55	1.50	10	100	46	16410
SLT37TMG	1"	1"	0.980	1.261	1.93	0.65	1.80	1.81	5	50	77	16415
SLT38TMG	1-1/4"	1-1/4"	1.330	1.605	2.37	0.66	2.25	1.94	-	10	98	16420
SLT39TMG	1-1/2"	1-1/2"	1.530	1.844	2.68	0.73	2.44	2.40	-	10	124	16425
SLT40TMG	2"	2"	1.995	2.337	3.18	0.75	2.97	2.64	-	5	179	16430
SLT65TG	2-1/2"	2-1/2"	2.341	2.797	8.31	1.01	4.01	7.81	-	1	847	16435
SLT66TG	3"	3"	2.939	3.418	9.80	1.15	4.18	9.15	-	1	1243	16440
SLT67TG	3-1/2"	3-1/2"	3.406	3.915	11.18	1.18	5.25	11.22	-	1	1914	16445
SLT68TG	4"	4"	3.882	4.411	12.98	1.25	5.78	12.54	-	1	2399	16450



SteelElectric PRODUCTS

Ph: 718.259.6100 / 800.626.1223 Fax: 718.331.1874
www.sepco-usa.com

MALLEABLE IRON/HOT DIPPED GALVANIZED 45° LIQUIDTIGHT CONNECTORS

FOR LIQUIDTIGHT FLEXIBLE METALLIC CONDUIT

APPLICATION

To secure, ground and seal Liquidtight Flexible Metal conduit to boxes and enclosures.

FEATURES

- Tapered threaded male hub NPT
- Compact, slim diameter with small turning radius
- Furnished with an insulated throat with steel locknut and sealing ring
- Liquidtight/Raintight/Oiltight
- Suitable for wet locations
- Long ferrule prevents pullout and tight bend conduit "pop-out"
- UL Listed liquidtight flexible metal conduit fittings are suitable for use in the following Hazardous Locations under NEC 501-4(b), 502-4(a)(2); Class I, Div.2; Class II, Div. 1 and 2; and Class III, Div. 1 and 2 and are suitable for grounding in sizes 3/8" through 1-1/2" under NEC 351-I

STANDARD MATERIALS

Malleable Iron/Steel Ferrule

STANDARD FINISH

Hot Dipped Galvanized/Zinc Plated

c UL us **UL LISTED**
E198258

New Product



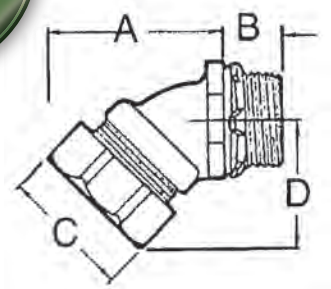

TYPE SLT35-45TMG

All Furnished with Insulated Throats

CATALOG NUMBER	TRADE SIZE	KO SIZE	I.D.	O.D.	DIM A	DIM B	DIM C	DIM D	UNIT PACK	MASTER PACK	LBS. / 100 PCS.	UPC #
SLT35-45TMG	1/2"	1/2"	0.590	0.793	1.25	0.50	1.28	1.51	10	100	29	16407
SLT36-45TMG	3/4"	3/4"	0.785	1.020	1.28	0.52	1.55	1.54	10	100	42	16412
SLT37-45TMG	1"	1"	0.980	1.261	1.43	0.65	1.80	1.81	5	50	66	16417
SLT38-45TMG	1-1/4"	1-1/4"	1.330	1.605	1.50	0.66	2.25	2.16	-	10	90	16422
SLT39-45TMG	1-1/2"	1-1/2"	1.530	1.844	1.61	0.73	2.44	2.43	-	10	112	16427
SLT40-45TMG	2"	2"	1.995	2.337	1.76	0.75	2.97	2.82	-	5	179	16432
SLT65-45TG	2-1/2"	2-1/2"	2.341	2.797	2.18	1.01	4.01	4.41	-	1	582	16437
SLT66-45TG	3"	3"	2.939	3.418	2.50	1.15	4.18	5.50	-	1	869	16442
SLT67-45TG	3-1/2"	3-1/2"	3.406	3.915	2.61	1.18	5.25	5.93	-	1	1296	16447
SLT68-45TG	4"	4"	3.882	4.411	2.74	1.25	5.78	8.34	-	1	1539	16452



MALLEABLE IRON/HOT DIPPED GALVANIZED STRAIGHT LIQUIDTIGHT CONNECTORS

WITH COPPER LUGS FOR LIQUIDTIGHT FLEXIBLE METALLIC CONDUIT

New Product



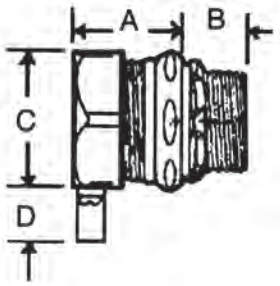

TYPE SLT27CLTMG

APPLICATION

Connects conduit and terminates bonding conductor run externally across liquidtight conduit.

FEATURES

- Tapered threaded male hub NPT
- Compact, slim diameter with small turning radius
- Furnished with Insulated throat, steel locknut, and sealing ring
- Liquidtight/Raintight/Oiltight
- Suitable for grounding & wet locations
- Long ferrule prevents pullout and tight bend conduit 'pop-out'
- UL Listed liquidtight flexible metal conduit fittings are suitable for use in the following Hazardous Locations under NEC 501-4(b), 502-4(a)(2); Class I, Div.2; Class II, Div. 1 and 2; and Class III, Div. 1 and 2 and are suitable for grounding in sizes 3/8" through 1-1/2" under NEC 35I-I

STANDARD MATERIALS

Malleable Iron/Steel Ferrule/Copper Grounding Lug

STANDARD FINISH

Hot Dipped Galvanized/Zinc Plated

c UL us **UL LISTED**
E93683

All Furnished with Insulated Throats

CATALOG NUMBER	TRADE SIZE	LUG SIZE	I.D.	O.D.	DIM A	DIM B	DIM C	DIM D	UNIT PACK	MASTER PACK	LBS. / 100 PCS.	UPC #
SLT27CLTMG	1/2"	#4-#14	0.590	0.793	1.25	0.50	1.28	0.75	25	250	20	50503
SLT28CLTMG	3/4"	#4-#14	0.785	1.020	1.28	0.52	1.55	0.75	10	100	31	50506
SLT29CLTMG	1"	#4-#14	0.980	1.261	1.43	0.65	1.80	0.75	5	50	42	50509
SLT30CLTMG	1-1/4"	#4-#14	1.330	1.605	1.50	0.66	2.25	0.75	5	50	57	50512
SLT31CLTMG	1-1/2"	#4-#14	1.530	1.844	1.61	0.73	2.44	0.75	10	50	73	50515
SLT32CLTMG	2"	#4-#14	1.995	2.337	1.76	0.75	2.97	0.75	5	25	101	50518
SLT33CLTMG	2-1/2"	#1/0-#8	2.341	2.797	2.18	1.01	4.01	1.13	1	10	373	50521
SLT34CLTMG	3"	#1/0-#8	2.939	3.418	2.50	1.15	4.18	1.13	1	10	465	50524
SLT60CLTMG	3-1/2"	#3/0-#6	3.406	3.915	2.61	1.18	5.25	1.50	1	10	686	50527
SLT61CLTMG	4"	#3/0-#6	3.882	4.411	2.74	1.25	5.78	1.50	1	5	807	50530
SLT62CLTG	5"	#6-#250 MCM	391.77	460.78	3.13	1.50	6.06	1.69	-	1	1058	50531
SLT63CLTG	6"	#6-#250 MCM	484.65	570.18	3.13	1.56	7.50	1.69	-	1	1395	50532



SteelElectric PRODUCTS
Ph: 718.259.6100 / 800.626.1223 Fax: 718.331.1874
www.sepco-usa.com

MALLEABLE IRON/HOT DIPPED GALVANIZED 90° LIQUIDTIGHT CONNECTORS

WITH COPPER LUGS FOR LIQUIDTIGHT FLEXIBLE METALLIC CONDUIT

New Product



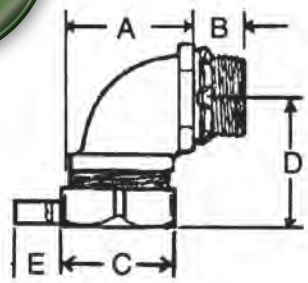

TYPE SLT35CLTMG

APPLICATION

Connects conduit and terminates bonding conductor run externally across liquidtight conduit.

FEATURES

- Tapered threaded male hub NPT
- Compact, slim diameter with small turning radius
- Furnished with Insulated throat, steel locknut, and sealing ring
- Liquidtight/Raintight/Oiltight
- Suitable for grounding and wet locations
- Long ferrule prevents pullout and tight bend conduit 'pop-out'
- UL Listed liquidtight flexible metal conduit fittings are suitable for use in the following Hazardous Locations under NEC 501-4(b), 502-4(a)(2); Class I, Div.2; Class II, Div. 1 and 2; and Class III, Div. 1 and 2 and are suitable for grounding in sizes 3/8" through 1-1/2" under NEC 35I-I

STANDARD MATERIALS

Malleable Iron/Steel Ferrule/Copper Grounding Lug

STANDARD FINISH

Hot Dipped Galvanized/Zinc Plated

c UL us **UL LISTED**
E93683

All Furnished with Insulated Throats

CATALOG NUMBER	TRADE SIZE	LUG SIZE	I.D.	O.D.	DIM A	DIM B	DIM C	DIM D	DIM E	UNIT PACK	MASTER PACK	LBS. / 100 PCS.	UPC #
SLT35CLTMG	1/2"	#4-#14	0.590	0.793	1.43	0.50	1.28	1.37	0.75	10	100	20	16405
SLT36CLTMG	3/4"	#4-#14	0.785	1.020	1.62	0.52	1.55	1.50	0.75	10	100	31	16410
SLT37CLTMG	1"	#4-#14	0.980	1.261	1.93	0.65	1.80	1.81	0.75	5	50	42	16415
SLT38CLTMG	1-1/4"	#4-#14	1.330	1.605	2.37	0.66	2.25	1.94	0.75	-	10	57	16420
SLT39CLTMG	1-1/2"	#4-#14	1.530	1.844	2.68	0.73	2.44	2.40	0.75	-	10	73	16425
SLT40CLTMG	2"	#4-#14	1.995	2.337	3.18	0.75	2.97	2.64	0.75	-	5	101	16430
SLT65CLTG	2-1/2"	#1/0-#8	2.341	2.797	8.31	1.01	4.01	7.81	1.13	-	1	373	16435
SLT66CLTG	3"	#1/0-#8	2.939	3.418	9.80	1.15	4.18	9.15	1.13	-	1	465	16440
SLT67CLTG	3-1/2"	#3/0-#6	3.406	3.915	11.18	1.18	5.25	11.22	1.50	-	1	686	16445
SLT68CLTG	4"	#3/0-#6	3.882	4.411	12.93	1.25	5.78	12.54	1.50	-	1	807	16450



MALLEABLE IRON/HOT DIPPED GALVANIZED 45° LIQUIDTIGHT CONNECTORS

WITH COPPER LUGS FOR LIQUIDTIGHT FLEXIBLE METALLIC CONDUIT

New Product



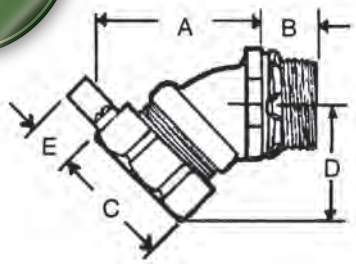

TYPE SLT35-45CLTMG

APPLICATION

Connects conduit and terminates bonding conductor run externally across liquidtight conduit.

FEATURES

- Tapered threaded male hub NPT
- Compact, slim diameter with small turning radius
- Furnished with Insulated throat, steel locknut, and sealing ring
- Liquidtight/Raintight/Oiltight
- Suitable for grounding
- Long ferrule prevents pull-out and tight bend conduit "pop-out"
- UL Listed liquidtight flexible metal conduit fittings are suitable for use in the following Hazardous Locations under NEC 501-4(b), 502-4(a)(2); Class I, Div.2; Class II, Div. 1 and 2; and Class III, Div. 1 and 2 and are suitable for grounding in sizes 3/8" through 1-1/2" under NEC 35I-I.

STANDARD MATERIALS

Malleable Iron/Steel Ferrule/Copper Grounding Lug

STANDARD FINISH

Hot Dipped Galvanized/Zinc Plated

c UL us UL LISTED E93683

All Furnished with Insulated Throats

CATALOG NUMBER	TRADE SIZE	LUG SIZE	I.D.	O.D.	DIM A	DIM B	DIM C	DIM D	DIM E	UNIT PACK	MASTER PACK	LBS. / 100 PCS.	UPC #
SLT35-45CLTMG	1/2"	#4-#14	0.590	0.793	1.64	0.50	1.28	1.51	0.75	10	100	20	50569
SLT36-45CLTMG	3/4"	#4-#14	0.785	1.020	1.68	0.52	1.55	1.54	0.75	10	100	31	50572
SLT37-45CLTMG	1"	#4-#14	0.980	1.261	2.16	0.65	1.80	1.81	0.75	5	50	42	50575
SLT38-45CLTMG	1-1/4"	#4-#14	1.330	1.605	2.50	0.66	2.25	2.16	0.75	-	10	57	50578
SLT39-45CLTMG	1-1/2"	#4-#14	1.530	1.844	3.10	0.73	2.44	2.43	0.75	-	10	73	50581
SLT40-45CLTMG	2"	#4-#14	1.995	2.337	3.28	0.75	2.97	2.82	0.75	-	5	101	50584
SLT65-45CLTG	2-1/2"	#1/0-#8	2.341	2.797	6.67	1.01	4.01	4.41	1.13	-	1	373	50587
SLT66-45CLTG	3"	#1/0-#8	2.939	3.418	8.01	1.15	4.18	5.50	1.13	-	1	465	50590
SLT67-45CLTG	3-1/2"	#3/0-#6	3.406	3.915	9.55	1.18	5.25	5.93	1.50	-	1	686	50593
SLT68-45CLTG	4"	#3/0-#6	3.882	4.411	10.64	1.25	5.78	8.34	1.50	-	1	807	50596



SteelElectric PRODUCTS

Ph: 718.259.6100 / 800.626.1223 Fax: 718.331.1874
www.sepco-usa.com

ZINC STRAIGHT LIQUIDTIGHT CONNECTORS

FOR LIQUIDTIGHT FLEXIBLE METALLIC CONDUIT

APPLICATION

Terminate and seal liquidtight flexible metal conduit to either oiltight, liquidtight or raintight box or enclosure. Connectors can be used with tapered thread female entry or unthreaded knockout using the provided sealing washer and locknut.

FEATURES

- Furnished with zinc die cast locknut and sealing ring
- Liquidtight/Raintight/Oiltight
- Suitable for grounding (through 1 1/4")
- Suitable for wet locations

STANDARD MATERIALS

Zinc Die Cast

UL LISTED
E198258



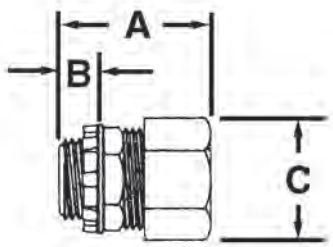

TYPE LT27

CATALOG NUMBER	TRADE SIZE	DIM A	DIM B	DIM C	UNIT PACK	MASTER PACK	LBS. / 100 PCS.	UPC #
LT47	3/8"	1.440	0.400	1.260	25	250	16	14472
LT27	1/2"	1.500	0.420	1.385	25	250	20	14272
LT28	3/4"	1.600	0.420	1.720	10	100	28	14282
LT29	1"	1.785	0.550	1.900	5	50	44	14292
LT30	1-1/4"	1.900	0.546	2.290	5	50	64	14302
LT31	1-1/2"	2.737	0.520	2.633	-	10	87	14312
LT32	2"	2.080	0.585	3.156	-	5	121	14322
LT33	2-1/2"	3.025	0.775	4.205	-	1	250	14332
LT34	3"	3.530	0.920	4.910	-	1	355	14342
LT60	3-1/2"	3.660	0.920	5.470	-	1	480	14602
LT61	4"	3.875	0.987	5.925	-	1	570	14612

Insulated Throat



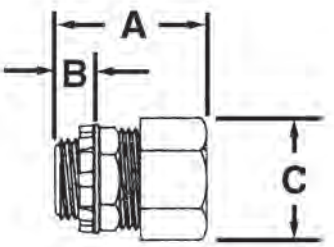

TYPE LT27T

CATALOG NUMBER	TRADE SIZE	DIM A	DIM B	DIM C	UNIT PACK	MASTER PACK	LBS. / 100 PCS.	UPC #
LT47T	3/8"	1.530	0.490	1.260	25	250	16	14478
LT27T	1/2"	1.590	0.510	1.385	25	250	20	14278
LT28T	3/4"	1.690	0.510	1.720	10	100	28	14288
LT29T	1"	1.875	0.530	1.900	5	50	44	14298
LT30T	1-1/4"	1.990	0.636	2.290	5	50	64	14308
LT31T	1-1/2"	2.207	0.610	2.633	-	10	87	14318
LT32T	2"	2.170	0.675	3.156	-	5	121	14328
LT33T	2-1/2"	3.025	0.775	4.205	-	1	250	14338
LT34T	3"	3.530	0.920	4.910	-	1	355	14348
LT60T	3-1/2"	3.660	0.920	5.470	-	1	480	14608
LT61T	4"	3.875	0.987	5.925	-	1	570	14618

ZINC 90° LIQUIDTIGHT CONNECTORS

FOR LIQUIDTIGHT FLEXIBLE METALLIC CONDUIT

APPLICATION

Terminate and seal liquidtight flexible metal conduit, at 90° angle, to either oiltight, liquidtight or raintight box or enclosure.

FEATURES

- Furnished with zinc die cast locknut and sealing ring
- Liquidtight/Raintight/Oiltight
- Suitable for grounding (through 1 1/4")
- Suitable for wet locations

STANDARD MATERIALS

Zinc Die Cast

UL LISTED
E198258



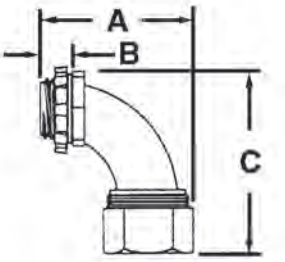

TYPE LT35

CATALOG NUMBER	TRADE SIZE	DIM A	DIM B	DIM C	UNIT PACK	MASTER PACK	LBS. / 100 PCS.	UPC #
LT25	3/8"	2.062	0.520	2.340	10	100	23	14252
LT35	1/2"	2.220	0.525	2.340	10	100	27	14352
LT36	3/4"	2.550	0.680	3.550	10	100	48	14362
LT37	1"	2.820	0.675	3.785	5	50	76	14372
LT38	1-1/4"	3.362	0.700	3.960	-	10	112	14382
LT39	1-1/2"	3.450	0.700	4.130	-	10	147	14392
LT40	2"	4.036	0.575	4.700	-	5	196	14402
LT65	2-1/2"	5.215	0.770	5.375	-	1	400	14652
LT66	3"	6.100	1.100	6.500	-	1	550	14662
LT67	3-1/2"	6.715	1.100	7.450	-	1	740	14672
LT68	4"	6.780	1.100	8.000	-	1	970	14682

Insulated Throat



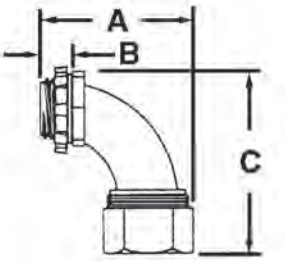

TYPE LT35T

CATALOG NUMBER	TRADE SIZE	DIM A	DIM B	DIM C	UNIT PACK	MASTER PACK	LBS. / 100 PCS.	UPC #
LT25T	3/8"	2.152	0.610	2.340	10	100	23	14258
LT35T	1/2"	2.310	0.615	2.340	10	100	27	14358
LT36T	3/4"	2.640	0.770	3.550	10	100	48	14368
LT37T	1"	2.910	0.765	3.785	5	50	76	14378
LT38T	1-1/4"	3.452	0.790	3.960	-	10	112	14388
LT39T	1-1/2"	3.540	0.790	4.130	-	10	147	14398
LT40T	2"	4.126	0.665	4.700	-	5	196	14408
LT65T	2-1/2"	5.215	0.860	5.375	-	1	400	14658
LT66T	3"	6.100	1.100	6.500	-	1	550	14668
LT67T	3-1/2"	6.715	1.100	7.450	-	1	740	14678
LT68T	4"	6.780	1.100	8.000	-	1	970	14688

SteelElectric PRODUCTS

Ph: 718.259.6100 / 800.626.1223 Fax: 718.331.1874
www.sepco-usa.com







AC-MC-FLEX FITTINGS

Big Bite-Saddle Type Connectors with Insulated Throat 142
90° Big Bite-Saddle Type Connectors with Insulated Throat 142
45° Big Bite-Saddle Type Connectors with Insulated Throat 143
Big Bite-Saddle Type Combination Couplings 144
Cable Chart for Double Bite Connectors 145
Quicklock Type Connectors with Insulated Throat 146
Malleable Iron Straight Cable Connectors 147
Malleable Iron 90° Cable Connectors 148
Zinc Straight Cable Connectors 149
Zinc 90° Cable Connectors 150
Zinc Two Screw Take-All Connectors 151
Malleable Iron Cable Connectors (Set-Screw, Duplex, 90° Duplex, and 45° Angle) 152
Zinc Cable and Conduit Connectors (Duplex Single Screw, Duplex Two-Screw, Set-Screw, Two Screw, and Saddle Type) 154
Combination Couplings 156
Zinc Combination Couplings 157
Cable Chart for Cable Connectors 158

BIG BITE-SADDLE TYPE CONNECTORS WITH INSULATED THROAT

FOR ARMORED CABLE, METAL CLAD AND FLEXIBLE METALLIC CONDUIT

APPLICATION

To connect Flex, AC and MC cables to a box or an enclosure.

FEATURES

- One piece tubular construction affording extra strength
- Dual gripping saddle clamps
- Saddle clamp rides up & down on screw for ease of installation
- Robertson Head Screws
- Furnished with Insulated Throat

STANDARD MATERIALS

Tubular Steel/Steel Locknut

STANDARD FINISH

Zinc Plated

c UL us **UL LISTED**
E309514
3/8" thru 1"
E198258
1 1/4" thru 4"

***Please see Cable Chart for Double Bite Connectors on page 145.**



TYPE DB50-IC

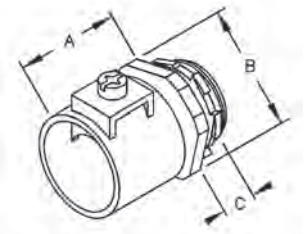

CATALOG NUMBER	TRADE SIZE	CABLE OPENING MAX	CABLE OPENING MIN	KO SIZE	DIM A	DIM B	DIM C	UNIT PACK	MASTER PACK	LBS. / 100 PCS.	UPC #
***DB38-IC**	3/8"	0.656	0.437	1/2"	1.188	1.250	0.500	50	500	15	31800
***DB50-IC**	1/2"	0.937	0.750	1/2"	1.375	1.250	0.438	25	100	16	31801
***DB75-IC**	3/4"	1.125	0.906	3/4"	1.375	1.438	0.438	10	100	17	31802
***DB100-IC**	1"	1.468	1.250	1"	1.563	1.813	0.500	5	50	31	31803
DB125-IC	1-1/4"	1.500	1.312	1-1/4"	2.188	2.125	0.625	5	10	53	31804
DB150-IC	1-1/2"	1.750	1.562	1-1/2"	2.438	2.500	0.625	5	10	63	31805
DB200-IC	2"	2.031	1.812	2"	2.563	3.000	0.625	5	10	87	31806
DB250-IC	2-1/2"	3.062	2.812	2-1/2"	2.688	3.625	0.813	1	5	163	31807
DB300-IC	3"	3.562	3.312	3"	2.813	4.250	0.938	1	5	192	31808
DB350-IC	3-1/2"	4.060	3.620	3-1/2"	2.938	4.750	1.000	-	1	225	31809
DB400-IC	4"	4.560	4.120	4"	3.000	5.813	1.031	-	1	263	31810

*Suitable for use on Steel C US or Aluminum Cables.

90° BIG BITE-SADDLE TYPE CONNECTORS WITH INSULATED THROAT

APPLICATION

To connect Flex, AC and MC cables to a box or an enclosure

FEATURES

- Male Hub Threads- NPSM
- One piece malleable construction affording extra strength
- Dual gripping saddle clamps
- Saddle clamp rides up & down on screw for ease of installation
- Robertson Head Screws
- Furnished with Insulated Throat

STANDARD MATERIALS

Malleable Iron/Steel Locknuts/Steel Clamps

STANDARD FINISH

Zinc Plated

c UL us **UL LISTED**
E309514

***Please see Cable Chart for Double Bite Connectors on page 145.**



TYPE DB5090-IC

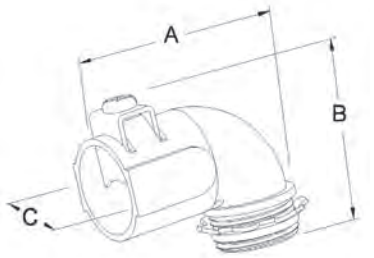

CATALOG NUMBER	TRADE SIZE	CABLE OPENING MAX	CABLE OPENING MIN	KO SIZE	DIM A	DIM B	DIM C	UNIT PACK	MASTER PACK	LBS. / 100 PCS.	UPC #
DB3890-IC	3/8"	0.656	0.437	1/2"	1.750	2.063	1.000	50	500	15	99916
DB5090-IC	1/2"	0.937	0.750	1/2"	2.125	2.250	1.250	25	100	16	99917
DB7590-IC	3/4"	1.125	0.906	3/4"	2.500	2.500	1.375	10	100	17	99918
DB10090-IC	1"	1.468	1.250	1"	2.813	2.875	1.688	5	50	31	99919

SteelElectric PRODUCTS

Ph: 718.259.6100 / 800.626.1223 Fax: 718.331.1874
www.sepco-usa.com

45° BIG BITE-SADDLE TYPE CONNECTORS WITH INSULATED THROAT

FOR ARMORED CABLE, METAL CLAD AND FLEXIBLE METALLIC CONDUIT

APPLICATION

To connect Flex, AC and MC cables to a box or an enclosure.

FEATURES

- Male Hub Threads- NPSM
- One piece malleable construction affording extra strength
- Dual gripping saddle clamps
- Saddle clamp rides up & down on screw for ease of installation
- Robertson Head Screws
- Furnished with Insulated Throat

STANDARD MATERIALS

Malleable Iron/Steel Locknuts/Steel Clamps

STANDARD FINISH

Zinc Plated

c UL us **UL LISTED** E309514

***Please see Cable Chart for Double Bite Connectors on page 145.**



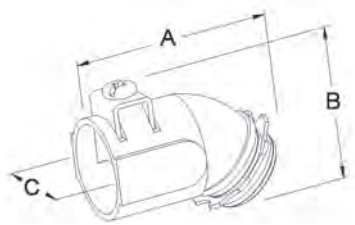

TYPE DB5045-IC

CATALOG NUMBER	TRADE SIZE	CABLE OPENING MAX	CABLE OPENING MIN	KO SIZE	DIM A	DIM B	DIM C	UNIT PACK	MASTER PACK	LBS. / 100 PCS.	UPC #
DB3845-IC	3/8”	0.656	0.437	1/2”	1.813	1.750	0.938	50	250	16	99913
DB5045-IC	1/2”	0.937	0.750	1/2”	2.125	2.125	1.250	25	100	26	99914
DB7545-IC	3/4”	1.125	0.906	3/4”	2.375	2.313	1.438	10	100	29	99915

BIG BITE-SADDLE TYPE COMBINATION COUPLINGS

FOR ARMORED CABLE, METAL CLAD AND FLEXIBLE METALLIC CONDUIT

APPLICATION

To connect Flex, AC, and MCI cables to EMT Conduit.

FEATURES

- One piece tubular construction affording extra strength
- Dual gripping saddle clamps
- Saddle clamp rides up & down on screw for ease of installation
- Robertson Head Screws

STANDARD MATERIALS

Tubular Steel/ Steel Locknuts/Steel Compression Nut/Steel Gland Ring

STANDARD FINISH

Zinc Plated

UL LISTED
1/2" thru 3/4"
E198258

Compression



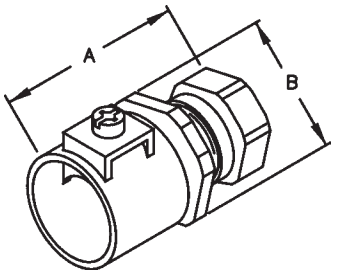

TYPE DBC-50

CATALOG NUMBER	TRADE SIZE	CABLE OPENING MAX	CABLE OPENING MIN	KO SIZE	DIM A	DIM B	UNIT PACK	MASTER PACK	LBS. / 100 PCS.	UPC #
DBC-38	3/8"	0.640	0.280	1/2"	1.375	1.250	50	500	18	99910
DBC-50	1/2"	0.930	0.635	1/2"	1.563	1.250	25	100	19	99911
DBC-75	3/4"	1.125	0.810	3/4"	1.563	1.438	10	100	20	99912

APPLICATION

To connect Flex, AC, and MCI cables to EMT Conduit.

FEATURES

- One piece tubular construction affording extra strength
- Dual gripping saddle clamps
- Saddle clamp rides up & down on screw for ease of installation
- Robertson Head Screws

STANDARD MATERIALS

Tubular Steel

STANDARD FINISH

Zinc Plated

UL LISTED
1/2" thru 3/4"
E198258

Set-Screw



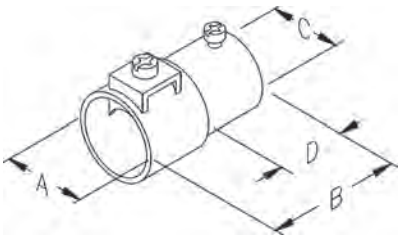

TYPE DBS-50

CATALOG NUMBER	TRADE SIZE	DIM A	DIM B	DIM C	DIM D	UNIT PACK	MASTER PACK	LBS. / 100 PCS.	UPC #
DBS-38	3/8"	0.750	1.563	0.875	0.625	50	500	18	90128
DBS-50	1/2"	1.063	2.000	0.875	0.625	25	100	19	90129
DBS-75	3/4"	1.250	2.125	1.125	0.813	10	100	20	90130

SteelElectric PRODUCTS

Ph: 718.259.6100 / 800.626.1223 Fax: 718.331.1874
www.sepco-usa.com

CABLE CHART FOR DOUBLE BITE CONNECTORS

Cable Type

CATALOG NUMBER	AC STEEL	AC STEEL HCF	AC ALUMINUM	AC ALUM HCF	MCI STEEL	MCI ALUM	MCI-A	MCI-A HCF	FLEX CONDUIT
DB38-IC, DB3845-IC, DB3890-IC	14/2, 14/3, 14/4, 12/2, 12/3, 12/4, 10/2 (.450 - .660 Dia)	(.450 - .660 Dia)	14/2, 14/3, 14/4, 12/2, 12/3, 12/4, 10/2 (.450 - .660 Dia)	(.450 - .660 Dia)	14/2, 14/3, 14/4, 12/2, 12/3, 12/4, 10/2 (.450 - .660 Dia)	14/2, 14/3, 14/4, 12/2, 12/3, 12/4, 10/2 (.450 - .660 Dia)	14/2, 14/3, 14/4, 12/2, 12/3, 12/4, 10/2, 10/3 (.400 - .590 Dia)	(.400 - .590 Dia)	3/8”
DB50-IC, DB5045-IC, DB5090-IC	12/4, 10/2, 10/3, 10/4, 8/2, 8/3, 8/4, 6/2, 6/3 (.550 - .920 Dia)	(.550 - .920 Dia)	12/4, 10/2, 10/3, 10/4, 8/2, 8/3, 8/4, 6/2, 6/3 (.550 - .920 Dia)	(.550 - .920 Dia)	10/4, 8/2, 8/3 (.640 - .920 Dia)	10/4, 8/2, 8/3 (.640 - .920 Dia)	12/4, 10/3, 8/4 (.520 - .770 Dia)	(.520 - .770 Dia)	1/2”
DB75-IC, DB7545-IC, DB7590-IC	6/4, 4/2, 4/3 (.930 - 1.075 Dia)	(.930 - 1.075 Dia)	8/3, 6/3, 6/4, 4/3 (.680 - 1.075 Dia)	(.680 - 1.075 Dia)	8/3, 8/4, 6/3, 6/4, 4/3 (.730 - 1.075 Dia)	6/4, 4/3 (.930 - 1.075 Dia)	8/4, 6/4 (.770 - 1.110 Dia)	(.770 - 1.110 Dia)	3/4”
DB100-IC, DB10090-IC	6/4, 4/4, 4/3 3/3, 3/2, 2/4, 2/3, 1/3 (.930 - 1.375 Dia)	(.930 - 1.375 Dia)	6/4, 4/4, 4/3 3/3, 3/2, 2/4, 2/3, 1/3 (.930 - 1.375 Dia)	(.930 - 1.375 Dia)	3/4 (.960 - 1.375 Dia)	6/4, 4/3, 3/4 (.960 - 1.375 Dia)	(.880 - 1.110 Dia)	(.880 - 1.110 Dia)	1”
DB125-IC			(1.150 - 1.335 Dia)			(1.200 - 1.635 Dia)			1 1/4”
DB150-IC						(1.490 - 1.820 Dia)			1 1/2”
DB200-IC						(1.765 - 2.25 Dia)			2”
DB250-IC						(2.270 - 2.950 Dia)			2 1/2”
DB300-IC						(3.160 - 3.480 Dia)			3”
DB350-IC									3 1/2”
DB400-IC									4”

QUICKLOCK TYPE CONNECTORS WITH INSULATED THROAT

FOR ARMORED CABLE, METAL CLAD AND FLEXIBLE METALLIC CONDUIT

APPLICATION

Used to connect MC, AC, and Flex Cable to box or enclosure

FEATURES

- No locknut required
- Single-unit or duplex construction with captive clamp
- Connects 50 MC, AC and Flex RW cable sizes with just three fittings
- Easy to install. Just tilt, insert and snap down
- Single unit construction eliminates loose component parts; integral green plastic insulated throat bushing provides maximum protection for wire installation
- Concrete tight when taped and used with PVC jacketed cord
- Accepts 2 cables of each size listed

STANDARD MATERIALS

Tubular Steel

STANDARD FINISH

Zinc Plated

c UL us **UL LISTED**
E309514



CATALOG NUMBER	TRADE SIZE	DIM A	DIM B	DIM C	UNIT PACK	MASTER PACK	LBS. / 100 PCS.	UPC #
QL-50	1/2" SINGLE	1.438	0.438	0.438	50	500	8	90001
QL-75	3/4" SINGLE	1.313	0.563	0.563	25	125	14	90002
QL-50D	1/2" DUPLEX	1.688	0.563	0.563	25	125	10	90003

***Please see Cable Chart for Cable Connectors on page 158.**

SteelElectric PRODUCTS
Ph: 718.259.6100 / 800.626.1223 Fax: 718.331.1874
www.sepco-usa.com

MALLEABLE IRON STRAIGHT CABLE CONNECTORS

FOR ARMORED CABLE AND FLEXIBLE METALLIC CONDUIT

APPLICATION

Used with locknut to terminate steel or aluminum flexible metal conduit to enclosure.

FEATURES

- Male hub threads - NPS
- Provided with steel locknut

STANDARD MATERIALS

Malleable Iron/Steel Locknuts

STANDARD FINISH

Zinc Plated

c UL us **UL LISTED**
E198258

***Please see Cable Chart for Cable Connectors on page 158.**

Squeeze Type



TYPE C34



Sizes 3/8" - 1 1/4" are manufactured as shown above

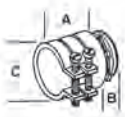

Sizes 1 1/2" - 3" are manufactured as shown above

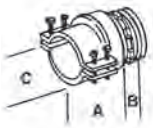

Sizes 3 1/2" - 4" are manufactured as shown above

CATALOG NUMBER	TRADE SIZE	KO SIZE	DIM A	DIM B	DIM C	UNIT PACK	MASTER PACK	LBS. / 100 PCS.	UPC #
C47A	3/8"	1/2"	1.00	0.45	1.60	25	250	6	34708
C27	1/2"	1/2"	1.00	0.45	1.60	25	250	13	32701
C28	3/4"	3/4"	1.10	0.48	1.78	25	250	17	32801
C29	1"	1"	1.10	0.57	2.15	10	100	26	32901
C30	1-1/4"	1-1/4"	1.19	0.57	2.18	10	100	40	33001
C31	1-1/2"	1-1/2"	1.85	0.64	2.25	-	10	63	33101
C32	2"	2"	2.00	0.75	2.70	-	10	107	33201
C33	2-1/2"	2-1/2"	2.05	0.90	3.31	-	10	172	33301
C34	3"	3"	2.15	1.05	3.90	-	5	203	33401
C60	3-1/2"	3-1/2"	3.75	1.31	6.50	-	2	442	36001
C61	4"	4"	4.10	1.50	7.25	-	1	663	36101

Squeeze Type - Insulated Throat



TYPE C34T



Sizes 3/8" - 1 1/4" are manufactured as shown above

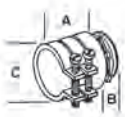

Sizes 1 1/2" - 3" are manufactured as shown above

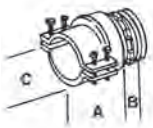

Sizes 3 1/2" - 4" are manufactured as shown above

CATALOG NUMBER	TRADE SIZE	KO SIZE	DIM A	DIM B	DIM C	UNIT PACK	MASTER PACK	LBS. / 100 PCS.	UPC #
C47AT	3/8"	1/2"	1.00	0.45	1.60	25	250	6	34718
C27T	1/2"	1/2"	1.00	0.45	1.60	25	250	13	32703
C28T	3/4"	3/4"	1.10	0.48	1.78	25	250	17	32803
C29T	1"	1"	1.10	0.57	2.15	10	100	26	32903
C30T	1-1/4"	1-1/4"	1.19	0.57	2.18	10	100	40	33003
C31T	1-1/2"	1-1/2"	1.85	0.64	2.25	-	10	64	33103
C32T	2"	2"	2.00	0.75	2.70	-	10	108	33203
C33T	2-1/2"	2-1/2"	2.05	0.90	3.31	-	10	174	33303
C34T	3"	3"	2.15	1.05	3.90	-	5	205	33403
C60T	3-1/2"	3-1/2"	3.75	1.31	6.50	-	2	446	36003
C61T	4"	4"	4.10	1.50	7.25	-	1	670	36103

MALLEABLE IRON 90° CABLE CONNECTORS

FOR ARMORED CABLE AND FLEXIBLE METALLIC CONDUIT

APPLICATION

Used with locknut to terminate steel or aluminum flexible metal conduit to enclosure to form a 90° bend.

FEATURES

- Male hub threads - NPS
- Provided with steel locknut

STANDARD MATERIALS

Malleable Iron/Steel Locknuts

STANDARD FINISH

Zinc Plated

c UL us **UL LISTED**
E198258

***Please see Cable Chart for Cable Connectors on page 158.**

90° Squeeze Type



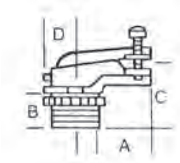

Sizes 3/8" - 1 1/4" are manufactured as shown above

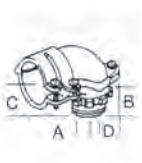

Sizes 1" - 3" are manufactured as shown above

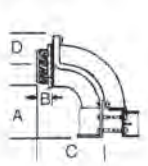

Sizes 3 1/2" - 4" are manufactured as shown above

TYPE C40

CATALOG NUMBER	TRADE SIZE	KO SIZE	DIM A	DIM B	DIM C	DIM D	UNIT PACK	MASTER PACK	LBS. / 100 PCS.	UPC #
C25	3/8"	1/2"	1.63	0.41	0.85	0.51	50	500	9	38025
C35	1/2"	1/2"	1.63	0.41	0.85	0.51	25	250	20	33511
C36	3/4"	3/4"	1.81	0.50	1.10	0.62	10	100	25	33611
C37	1"	1"	2.10	0.50	1.31	0.81	5	50	62	33711
C38	1-1/4"	1-1/4"	2.75	0.65	1.83	1.12	-	10	120	33811
C39	1-1/2"	1-1/2"	3.37	0.65	1.83	1.50	-	10	149	33911
C40	2"	2"	5.00	0.81	2.75	1.70	-	5	309	34011
C65	2-1/2"	2-1/2"	5.50	1.00	4.12	2.00	-	2	352	36511
C66	3"	3"	6.62	1.00	4.50	2.25	-	1	553	36611
C67	3-1/2"	3-1/2"	8.25	1.30	5.56	3.15	-	1	1216	36711
C68	4"	4"	9.30	1.50	7.00	3.45	-	1	1437	36811

90° Squeeze Type - Insulated Throat



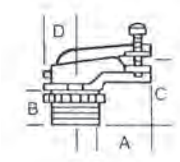

Sizes 3/8" - 1 1/4" are manufactured as shown above

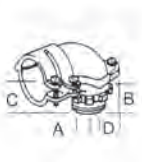

Sizes 1" - 3" are manufactured as shown above

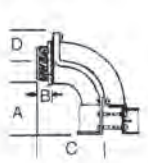

Sizes 3 1/2" - 4" are manufactured as shown above

TYPE C40T

CATALOG NUMBER	TRADE SIZE	KO SIZE	DIM A	DIM B	DIM C	DIM D	UNIT PACK	MASTER PACK	LBS. / 100 PCS.	UPC #
C25T	3/8"	1/2"	1.63	0.41	0.85	0.51	50	500	9	38125
C35T	1/2"	1/2"	1.63	0.41	0.85	0.51	25	250	20	33513
C36T	3/4"	3/4"	1.81	0.50	1.10	0.62	10	100	25	33613
C37T	1"	1"	2.10	0.50	1.31	0.81	5	50	62	33713
C38T	1-1/4"	1-1/4"	2.75	0.65	1.83	1.12	-	10	120	33813
C39T	1-1/2"	1-1/2"	3.37	0.65	1.83	1.50	-	10	149	33913
C40T	2"	2"	5.00	0.81	2.75	1.70	-	5	309	34013
C65T	2-1/2"	2-1/2"	5.50	1.00	4.12	2.00	-	2	352	36513
C66T	3"	3"	6.62	1.00	4.50	2.25	-	1	553	36613
C67T	3-1/2"	3-1/2"	8.25	1.30	5.56	3.15	-	1	1216	36713
C68T	4"	4"	9.30	1.50	7.00	3.45	-	1	1437	36813

SteelElectric PRODUCTS

Ph: 718.259.6100 / 800.626.1223 Fax: 718.331.1874
www.sepco-usa.com

ZINC STRAIGHT CABLE CONNECTORS
FOR ARMORED CABLE AND FLEXIBLE METALLIC CONDUIT

APPLICATION

Used with a locknut to terminate steel or aluminum flexible metal conduit and armored cable to enclosure.

FEATURES

- Assembled with die cast locknut and tri-combo screws

STANDARD MATERIALS

Zinc Die Cast

UL LISTED
E198258
CSA File No. LR57925

***Please see Cable Chart for Cable Connectors on page 158.**

Squeeze Type



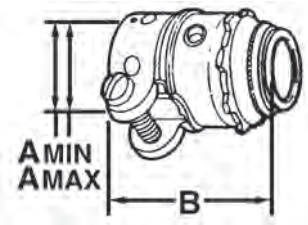

TYPE C27Z

CATALOG NUMBER	TRADE SIZE	DIM. A MIN.	DIM. A MAX	DIM B	UNIT PACK	MASTER PACK	LBS. / 100 PCS.	UPC #
C47Z	3/8”	0.530	0.620	0.982	50	500	7	24708
C27Z	1/2”	0.850	0.914	1.470	25	250	10	32708
C28Z	3/4”	1.100	1.135	1.580	25	250	13	32808
C29Z	1”	1.255	1.375	1.750	10	100	20	32908
C30Z	1-1/4”	1.550	1.610	1.910	10	100	29	33008
C31Z	1-1/2”	1.810	1.895	2.090	5	50	39	33108
C32Z	2”	2.260	2.485	2.340	10	40	46	33208

Squeeze Type – Insulated Throat



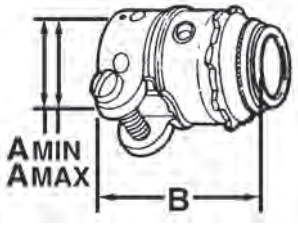

TYPE C27ZT

CATALOG NUMBER	TRADE SIZE	DIM. A MIN.	DIM. A MAX	DIM B	UNIT PACK	MASTER PACK	LBS. / 100 PCS.	UPC #
C27ZT	1/2”	0.850	0.914	1.470	25	250	10	32757
C28ZT	3/4”	1.100	1.135	1.580	25	250	13	32867
C29ZT	1”	1.255	1.375	1.750	10	100	20	32967
C30ZT	1-1/4”	1.550	1.610	1.910	10	100	29	33067
C31ZT	1-1/2”	1.810	1.895	2.090	5	50	39	33167
C32ZT	2”	2.260	2.485	2.340	10	40	46	33267

ZINC 90° CABLE CONNECTORS

FOR ARMORED CABLE AND FLEXIBLE METALLIC CONDUIT

APPLICATION

Used with a locknut to terminate steel or aluminum flexible metal conduit and armored cable to enclosure to form a 90° bend

FEATURES

- Assembled with die cast locknut and tri-combo screws

STANDARD MATERIALS

Zinc Die Cast

UL LISTED
E198258
CSA File No. LR57925

***Please see Cable Chart for Cable Connectors on page 158.**

Squeeze Type



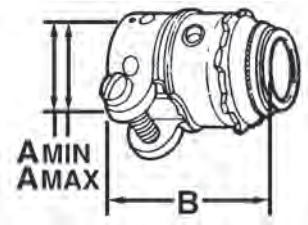

TYPE C40Z

CATALOG NUMBER	TRADE SIZE	DIM. A MIN.	DIM. A MAX	DIM B	UNIT PACK	MASTER PACK	LBS. / 100 PCS.	UPC #
C25Z	3/8”	0.440	0.750	0.180	50	500	7	32252
C35Z	1/2”	0.635	1.085	2.140	25	250	10	33516
C36Z	3/4”	0.830	1.380	2.380	10	100	13	33616
C37Z	1”	1.330	1.570	2.800	5	50	20	33716
C38Z	1-1/4”	1.625	1.940	3.930	10	40	29	33816
C39Z	1-1/2”	1.400	2.400	6.050	-	10	39	33916
C40Z	2”	1.400	2.400	6.050	-	5	46	34016

Squeeze Type – Insulated Throat



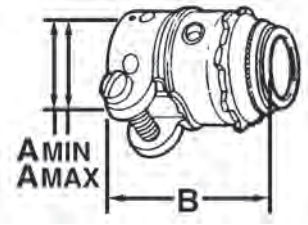

TYPE C40ZT

CATALOG NUMBER	TRADE SIZE	DIM. A MIN.	DIM. A MAX	DIM B	UNIT PACK	MASTER PACK	LBS. / 100 PCS.	UPC #
C25ZT	3/8”	0.440	0.750	0.180	50	500	7	32567
C35ZT	1/2”	0.635	1.085	2.140	25	250	10	33567
C36ZT	3/4”	0.830	1.380	2.380	10	100	13	33667
C37ZT	1”	1.330	1.570	2.800	5	50	20	33767
C38ZT	1-1/4”	1.625	1.940	3.930	10	40	29	33867
C39ZT	1-1/2”	1.400	2.400	6.050	-	10	39	33967
C40ZT	2”	1.400	2.400	6.050	-	5	46	34067

SteelElectric PRODUCTS

Ph: 718.259.6100 / 800.626.1223 Fax: 718.331.1874
www.sepco-usa.com

ZINC TWO SCREW TAKE-ALL CONNECTORS

FOR ARMORED CABLE, METAL CLAD, FLEXIBLE METALLIC CONDUIT AND NON-METAL SHEATHED CABLE

APPLICATION

Used with locknut to terminate service entrance cable to enclosure.

FEATURES

- Take-all Type
- Concrete tight when tapped

STANDARD MATERIALS

Zinc Die Cast

c UL us **UL LISTED**
E309514

***Please see Cable Chart for Cable Connectors on page 158.**





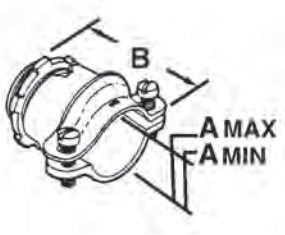

TYPE C50Z

CATALOG NUMBER	TRADE SIZE	DIM. A MIN.	DIM. A MAX	DIM B	UNIT PACK	MASTER PACK	LBS. / 100 PCS.	UPC #
C48Z	1/2”	0.40	0.95	1.87	25	250	10	32482
C49Z	3/4”	0.50	1.10	1.84	20	200	12	32492
C50Z	1”	0.62	1.14	2.00	10	100	15	32502
C51Z	1-1/4”	0.50	1.38	2.28	10	100	25	32512
C52Z	1-1/2”	0.75	1.61	2.49	10	100	38	32522
C53Z	2”	0.90	2.04	3.35	5	50	50	32632

Insulated





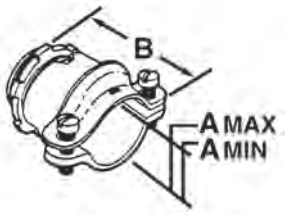

TYPE C50ZT

CATALOG NUMBER	TRADE SIZE	DIM. A MIN.	DIM. A MAX	DIM B	UNIT PACK	MASTER PACK	LBS. / 100 PCS.	UPC #
C48ZT	1/2”	0.40	0.95	1.87	25	250	10	34867
C49ZT	3/4”	0.50	1.10	1.84	20	200	12	34967
C50ZT	1”	0.62	1.14	2.00	10	100	15	35067
C51ZT	1-1/4”	0.50	1.38	2.28	10	100	25	35167
C52ZT	1-1/2”	0.75	1.61	2.49	10	100	38	35267
C53ZT	2”	0.90	2.04	3.35	5	50	50	35367

MALLEABLE IRON CABLE CONNECTORS

FOR ARMORED CABLE, METAL CLAD AND FLEXIBLE METALLIC CONDUIT

APPLICATION

Used to connect steel armored cable to box or enclosure.

FEATURES

- UL Listed flexible metal conduit fittings are suitable for use in Hazardous Locations under NEC 501-4(b) Class I Div. II, and suitable as a grounding means under NEC 350-5
- Male Hub Threads-NPSM
- Provided with steel locknuts

STANDARD MATERIALS

Malleable Iron / Steel Locknuts

STANDARD FINISH

Zinc Plated

c UL us **UL LISTED** E309514

***Please see Cable Chart for Cable Connectors on page 158.**

Set-Screw



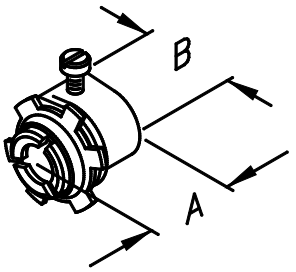

TYPE C22M

CATALOG NUMBER	TRADE SIZE	KO SIZE	DIM A	DIM B	UNIT PACK	MASTER PACK	LBS. / 100 PCS.	UPC #
C22M	3/8”	1/2”	1.000	0.438	100	1000	7	31240

APPLICATION

Strap type fitting used to connect flexible metal conduit or armored cable to box or enclosure.

FEATURES

- UL Listed flexible metal conduit fittings are suitable for use in Hazardous Locations under NEC 501-4(b) Class I Div. II, and suitable as a grounding means under NEC 350-5
- Male Hub Threads-NPSM
- Provided with steel locknuts
- Stamped Steel Covers

STANDARD MATERIALS

Malleable Iron / Steel Locknuts

STANDARD FINISH

Zinc Plated

c UL us **UL LISTED** E309514

Duplex



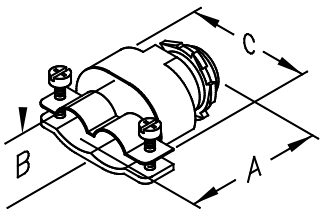

TYPE C270M

CATALOG NUMBER	TRADE SIZE	KO SIZE	DIM A	DIM B	DIM C	UNIT PACK	MASTER PACK	LBS. / 100 PCS.	UPC #
C270M	3/8”	1/2”	1.688	0.438	1.625	20	200	14	52802

SteelElectric PRODUCTS

Ph: 718.259.6100 / 800.626.1223 Fax: 718.331.1874
www.sepco-usa.com

MALLEABLE IRON CABLE CONNECTORS

FOR ARMORED CABLE, METAL CLAD AND FLEXIBLE METALLIC CONDUIT

APPLICATION

To make a 90° termination of flexible metal conduit or cable to a knockout or unthreaded slip hole in a dry location box or enclosure.

FEATURES

- Male Hub Threads - NPSM
- Provided with steel locknuts
- Stamped Steel Covers

STANDARD MATERIALS

Malleable Iron / Steel Locknuts

STANDARD FINISH

Zinc Plated

c UL us **UL LISTED**
E309514

***Please see Cable Chart for Cable Connectors on page 158.**

90° Duplex





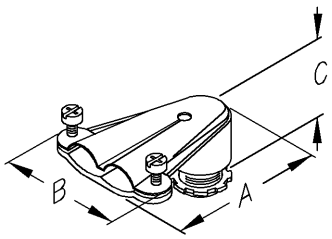

TYPE C271

CATALOG NUMBER	TRADE SIZE	KO SIZE	DIM A	DIM B	DIM C	UNIT PACK	MASTER PACK	LBS. / 100 PCS.	UPC #
C271	3/8”	1/2”	1.188	0.438	0.875	25	250	14	52713

APPLICATION

Connects conduit and terminates bonding conductor.

FEATURES

- Male Hub Threads - NPSM
- Provided with steel locknuts
- Stamped Steel Covers

STANDARD MATERIALS

Malleable Iron / Steel Locknuts

STANDARD FINISH

Zinc Plated

c UL us **UL LISTED**
E309514
3/8” and 3/4”
E198258
1/2”

45° Angle



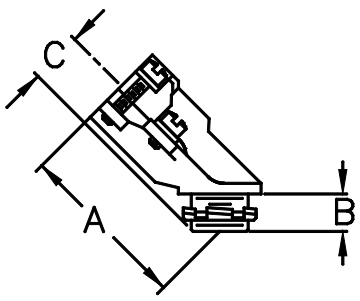

TYPE 315M

CATALOG NUMBER	TRADE SIZE	KO SIZE	DIM A	DIM B	DIM C	UNIT PACK	MASTER PACK	LBS. / 100 PCS.	UPC #
315M	3/8”	1/2”	1.750	0.438	1.125	25	250	10	31502
316M	1/2”	1/2”	1.938	0.438	1.750	25	250	12	70885
317M	3/4”	3/4”	1.938	0.500	2.000	25	250	15	70886

ZINC CABLE AND CONDUIT CONNECTORS

FOR ARMORED CABLE, METAL CLAD AND FLEXIBLE METALLIC CONDUIT

APPLICATION

For use with flexible metal conduit and reduced wall flexible metal conduit, metal clad and armored cable. They are used to connect two, Trade Size 3/8 (12) flexible metal conduits, two armored cable of appropriate size marked, or two metal clad cable of appropriate size marked to an enclosure through a Trade Size 1/2 (16) knockout.

FEATURES

- UL Listed Locknut
- Male hub NPS
- Tri-combo head screws

STANDARD MATERIALS

Zinc Die Cast

UL LISTED
E198258
CSA File No. LR57925

***Please see Cable Chart for Cable Connectors on page 158.**

Duplex Single Screw-Clamp Type





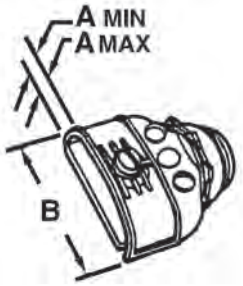

TYPE C270A

CATALOG NUMBER	TRADE SIZE	DIM. A MIN.	DIM. A MAX	DIM B	UNIT PACK	MASTER PACK	LBS. / 100 PCS.	UPC #
C270A	3/8”	0.438	1.688	1.625	25	250	13	52712

APPLICATION

Strap-type fitting used to connect flexible metal conduit or armored cable to box or enclosure.

FEATURES

- UL Listed Locknut
- Male Hub NPS
- Tri-combo head screws

STANDARD MATERIALS

Zinc Die Cast

UL LISTED
E198258
CSA File No. LR57925

Duplex Two-Screw Clamp Type





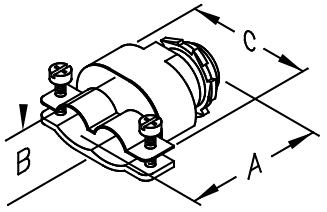

TYPE C270

CATALOG NUMBER	TRADE SIZE	DIM A	DIM B	DIM C	UNIT PACK	MASTER PACK	LBS. / 100 PCS.	UPC #
C270	3/8”	1.688	0.438	1.625	20	200	12	52702

SteelElectric PRODUCTS

Ph: 718.259.6100 / 800.626.1223 Fax: 718.331.1874
www.sepco-usa.com

ZINC CABLE AND CONDUIT CONNECTORS

APPLICATION

Used to connect steel armored cable and flexible metallic conduit to a box or enclosure.

FEATURES

- UL Listed Locknut
- End Stopped

STANDARD MATERIALS

Zinc Die Cast

UL LISTED
E198258
CSA File No. LR57925

***Please see Cable Chart for Cable Connectors on page 158.**

Set-Screw for Armored Cable and Flexible Metallic Conduit



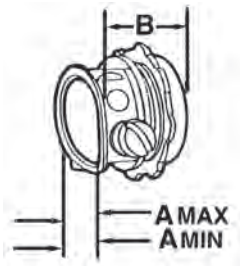

TYPE C22

CATALOG NUMBER	TRADE SIZE	DIM. A MIN.	DIM. A MAX	DIM B	UNIT PACK	MASTER PACK	LBS. / 100 PCS.	UPC #
C22	3/8”	0.38	0.63	0.84	100	1000	5	31222

APPLICATION

To terminate regular wall steel or aluminum flexible conduit to a 1/2” knockout in a dry box enclosure.

FEATURES

- UL Listed Locknut
- End Stopped
- Male Hub NPS
- Combination Head Screw

STANDARD MATERIALS

Zinc Die Cast

UL LISTED
E198258
CSA File No. LR57925

Two Screw for Armored Cable,Metal Clad and FlexibleMetallic Conduit



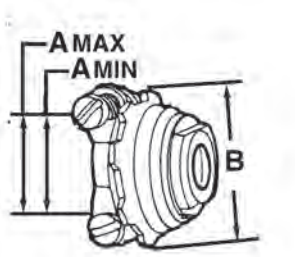

TYPE C23C

CATALOG NUMBER	TRADE SIZE	DIM. A MIN.	DIM. A MAX	DIM B	UNIT PACK	MASTER PACK	LBS. / 100 PCS.	UPC #
C23C	3/8”	0.63	0.18	1.20	100	1000	6	32232

ZINC CABLE AND CONDUIT CONNECTORS

FOR ARMORED CABLE, METAL CLAD AND FLEXIBLE METALLIC CONDUIT

APPLICATION

To terminate armored cable in a 1/2" knockout in a dry location box or enclosure.

FEATURES

- Furnished with die cast locknuts
- Tri-combo head screws

STANDARD MATERIALS

Zinc Die Cast

UL LISTED
E309514
CSA File No. LR57925

Saddle Type





TYPE C920

CATALOG NUMBER	TRADE SIZE	DIM. A MIN.	DIM. B MAX	DIM B	UNIT PACK	MASTER PACK	LBS. / 100 PCS.	UPC #
C920	3/8"	0.12	0.63	0.98	50	500	8	13512

***Please see Cable Chart for Cable Connectors on page 158.**

COMBINATION COUPLINGS

FOR FLEX METAL CONDUIT TO RIGID OR IMC CONDUIT

APPLICATION

To connect Flexible metal conduit to Rigid or IMC conduit.

FEATURES

- Rigid Conduit to Flex
- Female Hub Threads - NPTt

STANDARD MATERIALS

Malleable Iron

THIRD PARTY CERTIFICATION

STANDARD FINISH:

Zinc Plated

UL LISTED
E198258



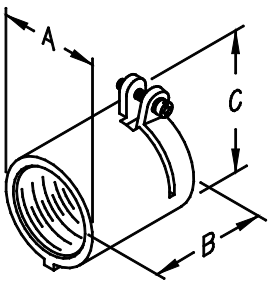

TYPE 22E

CATALOG NUMBER	TRADE SIZE	DIM A	DIM B	DIM C	UNIT PACK	MASTER PACK	LBS. / 100 PCS.	UPC #
22E	1/2"	1.19	1.50	1.69	25	250	14	55221
23E	3/4"	1.38	1.75	1.88	20	200	19	55231
24E	1"	1.63	1.81	2.31	20	100	32	55241
25E	1-1/4"	2.00	2.31	2.62	-	20	36	55251

SteelElectric PRODUCTS

Ph: 718.259.6100 / 800.626.1223 Fax: 718.331.1874
www.sepco-usa.com

ZINC COMBINATION COUPLINGS
FOR EMT CONDUIT AND FLEXIBLE METALLIC CONDUIT

APPLICATION

A combination coupling to provide a transition from E.M.T. to flexible metallic conduit.

FEATURES

- Assembled with tri-combo screws

STANDARD MATERIALS

Zinc Die Cast

UL LISTED
E198258
CSA File No. LR57925

***Please see Cable Chart for Cable Connectors on page 158.**



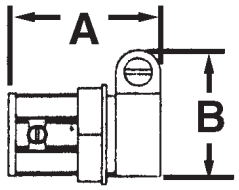

TYPE TYPE 170C

CATALOG NUMBER	TRADE SIZE	DIM A	DIM B	UNIT PACK	MASTER PACK	LBS. / 100 PCS.	UPC #
***170C**	1/2" EMT - 3/8" Flex	1.280	1.140	50	500	8	51702
171C	1/2" EMT - 1/2" Flex	1.645	1.340	25	250	10	51703
172C	3/4" EMT - 3/4" Flex	1.975	1.535	20	200	15	51704
173C	1" EMT - 1" Flex	2.285	1.700	10	100	26	51705

*EMT TO NM CABLE



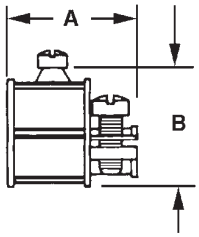

TYPE 171

CATALOG NUMBER	TRADE SIZE	DIM A	DIM B	UNIT PACK	MASTER PACK	LBS. / 100 PCS.	UPC #
171	1/2" EMT - 1/2" FMC	1.645	1.340	25	250	10	51712
172	3/4" EMT - 3/4" FMC	1.975	1.535	20	200	15	51722

CABLE CHART FOR CABLE CONNECTORS

SEPCO NUMBERS	K.O. TRADE SIZE	AC CABLE RANGE STEEL	AC CABLE RANGE ALUMINUM	MCI CABLE RANGE STEEL	MCI CABLE RANGE ALUMINUM	MCI-A CABLE RANGE STEEL	MCI-A CABLE RANGE ALUMINUM	HCF MCI-A CABLE RANGE STEEL	HCF MCI-A CABLE RANGE ALUMINUM
171C	1/2"	8/2 - 6/3 0.630”-0.850”	8/2 - 6/3 0.630”-0.835”	8/3 - 6/2 0.690”-0.850”	8/3 - 6/3 0.690”-0.850”	-	8/3 - 6/3 0.675”-0.785”	-	-
173C	1"	2/4 - 1/0-3 1.151”-1.250”	2/4 - 1/0-3 1.151”-1.250”	1/3 - 1/0-3 1.145”-1.250”	1/3 - 1/0-3 1.145”-1.250”	-	1/3 - 1/0-3 1.145”-1.250”	-	-
315M	1/2"	14/2 - 12/4 0.470”-0.550”	14/2 - 12/4 0.470”-0.550”	14/2 - 8/2 0.470”-0.640”	14/4 - 8/2 0.500”-0.630”	-	14/2 - 8/2 0.400”-0.630”	-	-
316M	1/2"	-	-	-	-	-	-	-	-
317M	3/4"	4/3 0.980”-1.010”	4/3 0.980”-1.010”	6/4 - 4/3 0.950”-1.020”	6/4 - 4/3 0.950”-1.020”	-	6/4 1.050”-1.110”	-	1.050”-1.110”
C22	1/2"	14/2 - 10/2 0.460”-0.598”	-	14/2 - 10/3 0.469”-0.600”	-	-	-	-	-
C22M	1/2"	14/2 - 10/3 0.470”-0.630”	12/2 - 10/3 0.510”-0.625”	12/2 - 10/2 0.490”-0.525”	12/2 - 10/2 0.485”-0.545”	-	14/2 - 10/4 0.400”-0.590”		0.400”-0.590”
C23C	1/2"	14/2 - 10/2 0.463”-0.590”	14/2 - 10/2 0.470”-0.552”	14/2 - 10/3 0.460”-0.550”	14/2 -10/3 0.465”-0.585”	-	12/2 - 10/2 0.435”-0.518”	-	12/2 - 10/2 0.418”-0.495”
C25	3/8"	14/2 - 10/3 0.460”-0.575”	14/2 - 10/3 0.480”-0.600”	14/2 - 10/3 0.469”-0.600”	14/2 - 10/3 0.470”-0.610”	-	-	-	-
C25T	3/8"	14/2 - 10/3 0.460”-0.575”	14/2 - 10/3 0.480”-0.600”	14/2 - 10/3 0.469”-0.600”	14/2 - 10/3 0.470”-0.610”	-	-	-	-
C25Z	1/2"	14/2 - 10/3 0.460”-0.575”	14/2 - 10/3 0.48”-0.60”	14/2 - 10/3 0.469”-0.60”	14/2 - 10/3 0.470”-0.610”	-	10/3 - 10/4 0.495”-0.538”	-	10/2 - 10/4 0.495”-0.584”
C25ZT	1/2"	14/2 - 10/3 0.460”-0.575”	14/2 - 10/3 0.48”-0.60”	14/2 - 10/3 0.469”-0.60”	14/2 - 10/3 0.470”-0.610”	-	10/3 - 10/4 0.495”-0.538”	-	10/2 - 10/4 0.495”-0.584”
C27	1/2"	-	-	-	-	-	-	-	-
C270	1/2"	14/2 - 10/3 0.460”-0.500”	14/2 - 10/3 0.480”-0.580”	14/2 - 10/3 0.470”-0.600”	14/2 -10/3 0.435”-0.500”	-	-	-	-
C271	1/2"	14/2 - 10/3 0.470”-0.530”	14/2 - 10/3 0.460”-0.625”	14/2 - 10/2 0.485”-0.545”	14/2 -12/4 0.468”-0.61”	-	14/2 - 8/2 0.400”-0.610”	-	0.400” - 0.610”
C270A	1/2"	14/2 - 10/3 0.460”-0.500”	14/2 - 10/3 0.480”-0.580”	14/2 - 10/3 0.470”-0.600”	14/2 -10/3 0.468”-0.610”	-	14/2 - 10/3 0.370”-0.495”	-	12/2 - 10/2 0.418”-0.495”
C270M	1/2"	14/2 - 12/4 0.470”-0.560”	14/2 - 12/4 0.470”-0.560”	14/2 - 12/2 0.470”-0.500”	14/2 -10/3 0.468”-0.610”	-	14/2 - 8/2 0.400”-0.610”	-	0.400”-0.610”
C27T	1/2"	-	-	-	-	-	-	-	-
C27Z	1/2"	6/3 0.885”	6/3 0.880”	6/3 0.860”	6/3 0.865”	-	-	-	-
C27ZT	1/2"	6/3 0.885”	6/3 0.880”	6/3 0.860”	6/3 0.865”	-	-	-	-
C28	3/4"	-	-	-	-	-	-	-	-
C28T	3/4"	-	-	-	-	-	-	-	-
C28Z	3/4"	-	-	-	-	-	-	-	-
C28ZT	3/4"	-	-	-	-	-	-	-	-
C29	1"	-	-	-	-	-	-	-	-
C29T	1"	-	-	-	-	-	-	-	-
C29Z	1"	-	-	-	-	-	-	-	-
C29ZT	1"	-	-	-	-	-	-	-	-
C30	1-1/4"	-	-	-	-	-	-	-	-
C30T	1-1/4"	-	-	-	-	-	-	-	-
C30Z	1-1/4"	-	-	-	-	-	-	-	-
C30ZT	1-1/4"	-	-	-	-	-	-	-	-
C31	1-1/2"	-	-	-	-	-	-	-	-

SteelElectric PRODUCTS

Ph: 718.259.6100 / 800.626.1223 Fax: 718.331.1874
www.sepco-usa.com

SEPCO NUMBERS	FMC TRADE SIZE STEEL	FMC TRADE SIZE ALUMINUM	RWFMC TRADE SIZE STEEL	RWFMC TRADE SIZE ALUMINUM	NM CABLE RANGE	FLEX CORD DIA. RANGE	SE OVAL CABLE RANGE	SER ROUND CABLE DIA. RANGE
171C	1/2"	1/2"	1/2"	1/2"	14/2 - 12/3 0.162" x 0.360" -0.347"	-	-	8/3 0.488"
173C	1"	1"	1"	1"	14/2 - 12/3 0.162" x 0.360" -0.347"	-	-	8/3 - 4/3 0.488"- 0.736"
315M	3/8"	3/8"	3/8"	3/8"	-	-	-	-
316M	1/2"	1/2"	1/2"	1/2"	-	-	-	-
317M	3/4"	3/4"	3/4"	3/4"	-	-	-	-
C22	-	-	-	-	-	-	-	-
C22M	3/8"	3/8"	3/8"	3/8"	-	-	-	-
C23C	3/8"	3/8"	-	-	-	-	-	-
C25	3/8"	3/8"	-	-	-	-	-	-
C25T	3/8"	3/8"	-	-	-	-	-	-
C25Z	3/8"	3/8"	3/8"	3/8"	-	-	-	-
C25ZT	3/8"	3/8"	3/8"	3/8"	-	-	-	-
C27	1/2"	1/2"	1/2"	1/2"	-	-	-	-
C270	3/8"	3/8"	3/8"	3/8"	-	-	-	-
C271	3/8"	3/8"	3/8"	3/8"	-	-	-	-
C270A	3/8"	3/8"	3/8"	3/8"	-	-	-	-
C270M	3/8"	3/8"	3/8"	3/8"	-	-	-	-
C27T	1/2"	1/2"	1/2"	1/2"	-	-	-	-
C27Z	1/2"	1/2"	1/2"	1/2"	-	-	-	-
C27ZT	1/2"	1/2"	1/2"	1/2"	-	-	-	-
C28	3/4"	3/4"	3/4"	3/4"	-	-	-	-
C28T	3/4"	3/4"	3/4"	3/4"	-	-	-	-
C28Z	3/4"	-	3/4"	-	-	-	-	-
C28ZT	3/4"	-	3/4"	-	-	-	-	-
C29	1"	1"	1"	1"	-	-	-	-
C29T	1"	1"	1"	1"	-	-	-	-
C29Z	1"	-	1"	-	-	-	-	-
C29ZT	1"	-	1"	-	-	-	-	-
C30	1-1/4"	1-1/4"	1-1/4"	1-1/4"	-	-	-	-
C30T	1-1/4"	1-1/4"	1-1/4"	1-1/4"	-	-	-	-
C30Z	1-1/4"	1-1/4"	1-1/4"	1-1/4"	-	-	-	-
C30ZT	1-1/4"	1-1/4"	1-1/4"	1-1/4"	-	-	-	-
C31	1-1/2"	1-1/2"	1-1/2"	1-1/2"	-	-	-	-

CABLE CHART FOR CABLE CONNECTORS

SEPCO NUMBERS	K.O. TRADE SIZE	AC CABLE RANGE		MCI CABLE RANGE		MCI-A CABLE RANGE		HCF MCI-A CABLE RANGE	
		STEEL	ALUMINUM	STEEL	ALUMINUM	STEEL	ALUMINUM	STEEL	ALUMINUM
C31T	1-1/2"	-	-	-	-	-	-	-	-
C31Z	1-1/2"	-	-	-	-	-	-	-	-
C31ZT	1-1/2"	-	-	-	-	-	-	-	-
C32	2"	-	-	-	-	-	-	-	-
C32T	2"	-	-	-	-	-	-	-	-
C32Z	2"	-	-	-	-	-	-	-	-
C32ZT	2"	-	-	-	-	-	-	-	-
C33	2-1/2"	-	-	-	-	-	-	-	-
C33T	2-1/2"	-	-	-	-	-	-	-	-
C34	3"	-	-	-	-	-	-	-	-
C34T	3"	-	-	-	-	-	-	-	-
C35	1/2"	8/2 - 8/3	8/2 - 8/3	8/2 - 8/3	8/2 - 8/3	-	-	-	-
C35T	1/2"	8/2 - 8/3	8/2 - 8/3	8/2 - 8/3	8/2 - 8/3	-	-	-	-
C35Z	1/2"	8/2 - 8/3	8/2 - 8/3	8/2 - 8/3	8/2 - 8/3	-	-	-	-
C35ZT	1/2"	8/2 - 8/3	8/2 - 8/3	8/2 - 8/3	8/2 - 8/3	-	-	-	-
C36	3/4"	-	-	-	-	-	-	-	-
C36T	3/4"	-	-	-	-	-	-	-	-
C36Z	3/4"	-	-	-	-	-	-	-	-
C36ZT	3/4"	-	-	-	-	-	-	-	-
C37	1"	-	-	-	-	-	-	-	-
C37T	1"	-	-	-	-	-	-	-	-
C37Z	1"	-	-	-	-	-	-	-	-
C37ZT	1"	-	-	-	-	-	-	-	-
C38	1-1/4"	-	-	-	-	-	-	-	-
C38T	1-1/4"	-	-	-	-	-	-	-	-
C38Z	1-1/4"	-	-	-	-	-	-	-	-
C38ZT	1-1/4"	-	-	-	-	-	-	-	-
C39	1-1/2"	-	-	-	-	-	-	-	-
C39T	1-1/2"	-	-	-	-	-	-	-	-
C39Z	1-1/2"	-	-	-	-	-	-	-	-
C39ZT	1-1/2"	-	-	-	-	-	-	-	-
C40	2"	-	-	-	-	-	-	-	-
C40T	2"	-	-	-	-	-	-	-	-
C40Z	2"	-	-	-	-	-	-	-	-
C40ZT	2"	-	-	-	-	-	-	-	-
C47A	3/8"	12/4 0.520”-0.575”	12/4 0.520”-0.575”	12/3 0.500”-0.539”	14/4 0.494”-0.503”	-	12/4 - 8/2 0.500”-0.590”	-	0.500”-0.610”
C47AT	3/8"	10/3 0.575”	10/3 0.600”	10/3 0.600”	-	-	-	-	-
C47Z	3/8"	12/2 - 10/3 0.525”-0.575”	-	-	-	-	-	-	-
C48Z	1/2"	8/2 - 6/3 0.630”-0.850”	8/2 - 6/3 0.630”-0.835”	8/3 - 6/2 0.690”-0.850”	8/3 - 6/3 0.690”-0.850”	-	8/3 - 6/3 0.675”-0.785”	-	-

SteelElectric PRODUCTS

Ph: 718.259.6100 / 800.626.1223 Fax: 718.331.1874
www.sepco-usa.com

SEPCO NUMBERS	FMC TRADE SIZE STEEL	FMC TRADE SIZE ALUMINUM	RWFMC TRADE SIZE STEEL	RWFMC TRADE SIZE ALUMINUM	NM CABLE RANGE	FLEX CORD DIA. RANGE	SE OVAL CABLE RANGE	SER ROUND CABLE DIA. RANGE
C31T	1-1/2"	1-1/2"	1-1/2"	1-1/2"	-	-	-	-
C31Z	1-1/2"	1-1/2"	1-1/2"	1-1/2"	-	-	-	-
C31ZT	1-1/2"	1-1/2"	1-1/2"	1-1/2"	-	-	-	-
C32	2"	2"	2"	2"	-	-	-	-
C32T	2"	2"	2"	2"	-	-	-	-
C32Z	2"	2"	2"	2"	-	-	-	-
C32ZT	2"	2"	2"	2"	-	-	-	-
C33	2-1/2"	2-1/2"	2-1/2"	2-1/2"	-	-	-	-
C33T	2-1/2"	2-1/2"	2-1/2"	2-1/2"	-	-	-	-
C34	3"	3"	3"	3"	-	-	-	-
C34T	3"	3"	3"	3"	-	-	-	-
C35	1/2"	1/2"	-	-	-	-	-	-
C35T	1/2"	1/2"	-	-	-	-	-	-
C35Z	1/2"	1/2"	1/2"	1/2"	-	-	-	-
C35ZT	1/2"	1/2"	1/2"	1/2"	-	-	-	-
C36	3/4"	3/4"	3/4"	3/4"	-	-	-	-
C36T	3/4"	3/4"	3/4"	3/4"	-	-	-	-
C36Z	3/4"	3/4"	3/4"	3/4"	-	-	-	-
C36ZT	3/4"	3/4"	3/4"	3/4"	-	-	-	-
C37	1"	1"	1"	1"	-	-	-	-
C37T	1"	1"	1"	1"	-	-	-	-
C37Z	1"	1"	1"	1"	-	-	-	-
C37ZT	1"	1"	1"	1"	-	-	-	-
C38	1-1/4"	1-1/4"	1-1/4"	1-1/4"	-	-	-	-
C38T	1-1/4"	1-1/4"	1-1/4"	1-1/4"	-	-	-	-
C38Z	1-1/4"	1-1/4"	1-1/4"	1-1/4"	-	-	-	-
C38ZT	1-1/4"	1-1/4"	1-1/4"	1-1/4"	-	-	-	-
C39	1-1/2"	1-1/2"	1-1/2"	1-1/2"	-	-	-	-
C39T	1-1/2"	1-1/2"	1-1/2"	1-1/2"	-	-	-	-
C39Z	1-1/2"	1-1/2"	1-1/2"	1-1/2"	-	-	-	-
C39ZT	1-1/2"	1-1/2"	1-1/2"	1-1/2"	-	-	-	-
C40	2"	2"	2"	2"	-	-	-	-
C40T	2"	2"	2"	2"	-	-	-	-
C40Z	2"	2"	2"	2"	-	-	-	-
C40ZT	2"	2"	2"	2"	-	-	-	-
C47A	-	-	3/8"	3/8"	-	-	-	-
C47AT	-	-	3/8"	3/8"	-	-	-	-
C47Z	3/8"	3/8"	-	-	-	-	-	-
C48Z	1/2"	1/2"	1/2"	1/2"	14/2 - 12/3	-	-	8/3 0.612"

CABLE CHART FOR CABLE CONNECTORS

SEPCO NUMBERS	K.O. TRADE SIZE	AC CABLE RANGE STEEL	AC CABLE RANGE ALUMINUM	MCI CABLE RANGE STEEL	MCI CABLE RANGE ALUMINUM	MCI-A CABLE RANGE STEEL	MCI-A CABLE RANGE ALUMINUM	HCF MCI-A CABLE RANGE STEEL	HCF MCI-A CABLE RANGE ALUMINUM
C48ZT	1/2"	8/2 - 6/3 0.630”-0.850”	8/2 - 6/3 0.630”-0.835”	8/3 - 6/2 0.690”-0.850”	8/3 - 6/3 0.690”-0.850”	-	8/3 - 6/3 0.675”-0.785”	-	-
C49Z	3/4"	6/3 - 4/2 0.850”- 1.035”	4/3 1.095”	4/3 - 2/3 0.940”-1.080”	4/3 - 2/3 0.940”-1.070”	-	-	-	-
C49ZT	3/4"	6/3 - 4/2 0.850”- 1.035”	4/3 1.095”	4/3 - 2/3 0.940”-1.080”	4/3 - 2/3 0.940”-1.070”	-	-	-	-
C50Z	1"	-	-	1/3 - 1/0-3 1.165”-1.220”	1/3 - 1/0-3 1.145”-1.250”	-	-	-	-
C50ZT	1"	-	-	1/3 - 1/0-3 1.165”-1.220”	1/3 - 1/0-3 1.145”-1.250”	-	-	-	-
C51Z	1 1/4"	-	-	1/0-4 - 2/0-4 1.340”-1.450”	-	-	-	-	-
C51ZT	1 1/4"	-	-	1/0-4 - 2/0-4 1.340”-1.450”	-	-	-	-	-
C52Z	1 1/2"	-	-	4/0-4 - 250-4 1.700”-1.845”	-	-	-	-	-
C52ZT	1 1/2"	-	-	4/0-4 - 250-4 1.700”-1.845”	-	-	-	-	-
C53Z	2"	-	-	350-4 - 400-4 2.070”-2.180”	-	-	-	-	-
C53ZT	2"	-	-	350-4 - 400-4 2.070”-2.180”	-	-	-	-	-
C65T	2-1/2"	-	-	-	-	-	-	-	-
C66	3"	-	-	-	-	-	-	-	-
C66T	3"	-	-	-	-	-	-	-	-
C67	3-1/2"	-	-	-	-	-	-	-	-
C67T	3-1/2"	-	-	-	-	-	-	-	-
C68	4"	-	-	-	-	-	-	-	-
C68T	4"	-	-	-	-	-	-	-	-
C920	1/2"	14/2 - 10/3 0.410”-0.610”	14/2 - 10/3 0.410”-0.610”	0.475”-0.600”	0.468”-0.600”	-	0.452”- 0.584”	-	0.452”- 0.584”
QL-50	1/2"	14/2 - 10/3 0.470”-0.630”	14/2 - 10/2 0.480”-0.580”	14/2 - 10/3 0.410”-0.610”	14/2 - 10/3 0.410”-0.610”	-	12/4 - 10/4 0.500”-0.610”	-	0.500”-0.610”
QL-50D**	1/2"	14/2 - 12/4 0.470”-0.575”	14/2 - 10/2 0.480”-0.580”	14/2 - 10/3 0.410”-0.610”	14/2 - 10/3 0.410”-0.610”	-	14/3 - 8/2 0.410”-0.610”	-	0.410”-0.610”
QL-75	3/4"	10/4 - 6/3 0.635”-0.870”	10/4 - 8/4 0.655”-0.810”	10/3 - 8/3 0.562”-0.725”	10/3 - 8/3 0.572”-0.730”	-	8/2 - 8/4 0.610” - 0.760”	-	0.610” - 0.760”

**Accepts 2 cables of each listed size

SteelElectric PRODUCTS

Ph: 718.259.6100 / 800.626.1223 Fax: 718.331.1874
www.sepco-usa.com

SEPCO NUMBERS	FMC TRADE SIZE STEEL	FMC TRADE SIZE ALUMINUM	RWFMC TRADE SIZE STEEL	RWFMC TRADE SIZE ALUMINUM	NM CABLE RANGE	FLEX CORD DIA. RANGE	SE OVAL CABLE RANGE	SER ROUND CABLE DIA. RANGE
C48ZT	1/2"	1/2"	1/2"	1/2"	14/2 - 12/3	-	-	8/3 0.612”
C49Z	3/4"	3/4"	3/4"	3/4"	14/3 - 8/3	-	-	8/3 - 6/3 0.612”-0.717”
C49ZT	3/4"	3/4"	3/4"	3/4"	14/3 - 8/3	-	-	8/3 - 6/3 0.612”-0.717”
C50Z	1" 1.300”-1.380”	1" 1.300”-1.380”	1" 1.300”-1.380”	1" 1.300”-1.380”	10/3 - 6/3 0.360”-0.650	-	4/3 0.499”-0.800”	-
C50ZT	1" 1.300”-1.380”	1" 1.300”-1.380”	1" 1.300”-1.380”	1" 1.300”-1.380”	10/3 - 6/3 0.360”-0.650	-	4/3 0.499”-0.800”	-
C51Z	1 1/4"	1 1/4"	1 1/4"	1 1/4"	8/3 - 2/3	-	-	-
C51ZT	1 1/4"	1 1/4"	1 1/4"	1 1/4"	8/3 - 2/3	-	-	-
C52Z	1 1/2"	1 1/2"	1 1/2"	1 1/2"	2/3	-	-	-
C52ZT	1 1/2"	1 1/2"	1 1/2"	1 1/2"	2/3	-	-	-
C53Z	2"	2"	2"	2"	-	-	-	-
C53ZT	2"	2"	2"	2"	-	-	-	-
C65T	2-1/2"	2-1/2"	2-1/2"	2-1/2"	-	-	-	-
C66	3"	3"	3"	3"	-	-	-	-
C66T	3"	3"	3"	3"	-	-	-	-
C67	3-1/2"	3-1/2"	3-1/2"	3-1/2"	-	-	-	-
C67T	3-1/2"	3-1/2"	3-1/2"	3-1/2"	-	-	-	-
C68	4"	4"	4"	4"	-	-	-	-
C68T	4"	4"	4"	4"	-	-	-	-
C920	3/8"	3/8"	3/8"	3/8"	14/2 - 10/2 0.485”-0.545”	-	-	-
QL-50	3/8"	3/8"	3/8"	3/8"	-	-	-	-
QL-50D**	3/8"	3/8"	3/8"	3/8"	-	-	-	-
QL-75	1/2"	1/2"	1/2"	1/2"	-	-	-	-

Ph: 718.259.6100 / 800.626.1223 Fax: 718.331.1874
www.sepco-usa.com







NM CABLE FITTINGS

Zinc Romex Connectors and Service Entrance Connectors 166
Zinc Non-Watertight Short Body Connectors 167
Zinc Two Screw Take-All Connectors 168
Zinc Combination Couplings 169
Zinc Underground Feeder Connectors 169
Cable Chart for Cable Connectors 170

ZINC CABLE AND CONDUIT CONNECTORS
FOR NON-METALLIC SHEATHED CABLE

APPLICATION

Used to connect non-metallic sheath cable and flexible cord from 0.290 to 0.450 in. in diameter to outlet boxes, enclosures, or raceway systems in dry locations.

FEATURES

- Assembled with die cast locknut and tri-combo screws

STANDARD MATERIALS

Zinc Die Cast

UL LISTED
E198258

Romex Connector







TYPE C23

CATALOG NUMBER	TRADE SIZE	DIM. A MIN.	DIM. A MAX	DIM B	UNIT PACK	MASTER PACK	LBS. / 100 PCS.	UPC #
C23	3/8”	0.64	0.18	1.21	100	1000	5	31232

One or two non-metallic cable 14-2 to 12-2 or 0.29” to 0.45” diameter flexible cord

Please see Cable Chart for Cable Connectors on page 170.

APPLICATION

Non-watertight. To make a termination of non-metallic sheathed cable and service entrance.

FEATURES

- Assembled with die cast locknut and tri-combo screws

STANDARD MATERIALS

Zinc Die Cast

UL LISTED
E198258

Service Entrance Connector





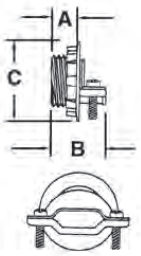

TYPE SC1

CATALOG NUMBER	TRADE SIZE	DIM A	DIM B	DIM C	UNIT PACK	MASTER PACK	LBS. / 100 PCS.	UPC #
SC1	3/4”	0.450	1.031	1.220	25	250	10	32012
SC2	1”	0.645	1.190	1.500	20	200	16	32022
SC3	1-1/4”	0.660	1.330	1.900	10	100	25	32031
SC4	1-1/2”	0.740	1.470	2.115	10	100	36	32042
SC5	2”	0.750	1.620	2.640	5	50	50	32052

CATALOG NUMBER	SE/OVAL DIAMETER IN.	SER/ROUND DIAMETER IN.
SC1 Non-Metallic Cable 10-3 through 8-2	(.52 by .61) and (.51 by .80)	(.57) and (.69)
SC2 Non-Metallic Cable 10-3 through 4-3	(.51 by .80) and (.62 by .975)	(.69) and (.92)
SC3	(1.065 by 0.635) and (1.250 by 0.740)	-
SC4	(1.065 by 0.635) and (1.250 by 0.740)	-
SC5	(1.405 by 0.875) and (1.450 by 0.875)	-

Please see Cable Chart for Cable Connectors on page 170.

SteelElectric PRODUCTS
Ph: 718.259.6100 / 800.626.1223 Fax: 718.331.1874
www.sepco-usa.com

ZINC NON-WATERTIGHT SHORT BODY CONNECTORS

FOR NON-METALLIC SHEATHED CABLE AND SERVICE ENTRANCE CABLE

APPLICATION

Used with locknut to terminate service entrance cable to enclosure.

FEATURES

- Assembled with die cast locknut and tri-combo screws
- For round cable

STANDARD MATERIALS

Zinc Die Cast

UL LISTED
E198258

***Please see Cable Chart for Cable Connectors on page 170.**





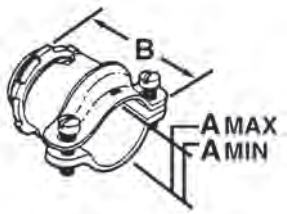

TYPE C50S

CATALOG NUMBER	TRADE SIZE	DIM. A MIN.	DIM. A MAX	DIM B	UNIT PACK	MASTER PACK	LBS. / 100 PCS.	UPC #
C50S	1”	0.620	1.140	1.500	10	100	15	64601
C51S	1-1/4”	0.700	1.380	1.900	10	100	24	64602
C52S	1-1/2”	0.750	1.610	2.115	10	100	34	64603
C53S	2”	0.900	2.040	2.640	5	50	46	64604

Insulated





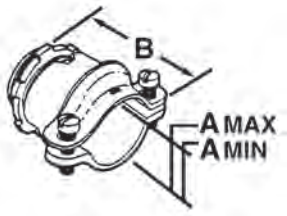

TYPE C50ST

CATALOG NUMBER	TRADE SIZE	DIM. A MIN.	DIM. A MAX	DIM B	UNIT PACK	MASTER PACK	LBS. / 100 PCS.	UPC #
C50ST	1”	0.620	1.140	1.500	10	100	15	90138
C51ST	1-1/4”	0.700	1.380	1.900	10	100	24	90139
C52ST	1-1/2”	0.750	1.610	2.115	10	100	34	90140
C53ST	2”	0.900	2.040	2.640	5	50	46	90141

CATALOG NUMBER	SE/OVAL DIAMETER IN.	SER/ROUND DIAMETER IN.
C50S and **C50ST** Non-Metallic Cable 10-3 through 4-3	(.51 by .80) and (.62 by .975)	(.69) and (.92)
C51S and **C51ST** Non-Metallic Cable 4-3 through 2-3	(.67 by 1.06) and (.73 by 1.235)	1.19
C52S and **C52ST**	(1.15 by 0.73) and (1.41 by 0.89)	1.48
C53S and **C53ST**	(1.405 by 0.875) and (1.450 by 0.875)	-

***Please see Cable Chart for Cable Connectors on page 170.**

ZINC TWO SCREW TAKE-ALL CONNECTORS

FOR ARMORED CABLE, METAL CLAD, FLEXIBLE METALLIC CONDUIT AND NON-METAL SHEATHED CABLE

APPLICATION

Used with locknut to terminate service entrance cable to enclosure.

FEATURES

- Take-all Type
- Concrete tight when tapped

STANDARD MATERIALS

Zinc Die Cast

c UL us **UL LISTED**
E309514





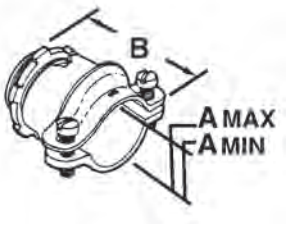

TYPE C50Z

CATALOG NUMBER	TRADE SIZE	DIM. A MIN.	DIM. A MAX	DIM B	UNIT PACK	MASTER PACK	LBS. / 100 PCS.	UPC #
C48Z	1/2”	0.40	0.95	1.87	25	250	10	32482
C49Z	3/4”	0.50	1.10	1.84	20	200	12	32492
C50Z	1”	0.62	1.14	2.00	10	100	15	32502
C51Z	1-1/4”	0.50	1.38	2.28	10	100	25	32512
C52Z	1-1/2”	0.75	1.61	2.49	10	100	38	32522
C53Z	2”	0.90	2.04	3.35	5	50	50	32632

***Please see Cable Chart for Cable Connectors on page 170.**

Insulated





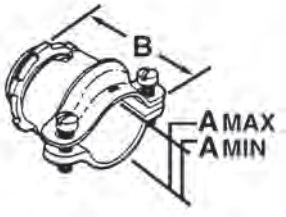

TYPE C50ZT

CATALOG NUMBER	TRADE SIZE	DIM. A MIN.	DIM. A MAX	DIM B	UNIT PACK	MASTER PACK	LBS. / 100 PCS.	UPC #
C48ZT	1/2”	0.40	0.95	1.87	25	250	10	34867
C49ZT	3/4”	0.50	1.10	1.84	20	200	12	34967
C50ZT	1”	0.62	1.14	2.00	10	100	15	35067
C51ZT	1-1/4”	0.50	1.38	2.28	10	100	25	35167
C52ZT	1-1/2”	0.75	1.61	2.49	10	100	38	35267
C53ZT	2”	0.90	2.04	3.35	5	50	50	35367

***Please see Cable Chart for Cable Connectors on page 170.**

SteelElectric PRODUCTS

Ph: 718.259.6100 / 800.626.1223 Fax: 718.331.1874
www.sepco-usa.com

ZINC CABLE AND CONDUIT FITTINGS
FOR NON-METALLIC SHEATHED CABLE

APPLICATION

Used to join 1/2" steel EMT to 12-2 non-metallic sheath cable.

FEATURES

- Assembled with tri-combo screws

STANDARD MATERIALS

Zinc Die Cast

UL LISTED
E198258

Combination Couplings



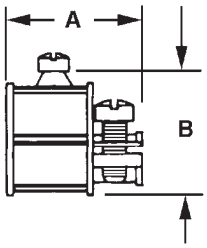

TYPE 170C

CATALOG NUMBER	TRADE SIZE	DIM A	DIM B	UNIT PACK	MASTER PACK	LBS. / 100 PCS.	UPC #
***170C**	1/2" E.M.T. - 3/8" Flex	1.28	1.14	50	500	8	51702

* EMT to NM Cable

APPLICATION

Used to connect underground feeder cables to enclosures in wet locations.

FEATURES

- Assembled with a rubber grommet and steel washer

STANDARD MATERIALS

Zinc Die Cast

UL LISTED
E198258

Underground Feeder Connectors (UF) For Service Entrance Cable and Non-Metallic Sheathed Cable



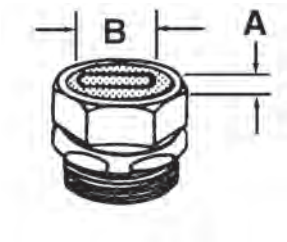

TYPE UF10

CATALOG NUMBER	TRADE SIZE	TYPE	MINIMUM WIRE SIZE A	MINIMUM WIRE SIZE B	MAX. WIRE SIZE GROM. OPENING A	MAX. WIRE SIZE GROM. OPENING B	UNIT PACK	MASTER PACK	LBS. / 100 PCS.	UPC #
UF10	1/2"	12-2	0.100	0.475	0.220	0.440	25	250	17	49899
UF20	3/4"	12-3	0.175	0.800	0.220	0.660	25	250	26	49900

CABLE CHART FOR CABLE CONNECTORS

SEPCO NUMBERS	K.O. TRADE SIZE	AC CABLE RANGE		MCI CABLE RANGE		MCI-A CABLE RANGE		HCF MCI-A CABLE RANGE	
		STEEL	ALUMINUM	STEEL	ALUMINUM	STEEL	ALUMINUM	STEEL	ALUMINUM
C23	3/8"	-	-	-	-	-	-	-	-
C50S	1"	-	-	-	-	-	-	-	-
C50ST	1"	-	-	-	-	-	-	-	-
C51S	1 1/4"	-	-	-	-	-	-	-	-
C51ST	1 1/4"	-	-	-	-	-	-	-	-
C52S	1 1/2"	-	-	-	-	-	-	-	-
C52ST	1 1/2"	-	-	-	-	-	-	-	-
C53S	2"	-	-	-	-	-	-	-	-
C53ST	2"	-	-	-	-	-	-	-	-
C48Z	1/2"	8/2 - 6/3 0.630"-0.850"	8/2 - 6/3 0.630"-0.835"	8/3 - 6/2 0.690"-0.850"	8/3 - 6/3 0.690"-0.850"	-	8/3 - 6/3 0.675"-0.785"	-	-
C48ZT	1/2"	8/2 - 6/3 0.630"-0.850"	8/2 - 6/3 0.630"-0.835"	8/3 - 6/2 0.690"-0.850"	8/3 - 6/3 0.690"-0.850"	-	8/3 - 6/3 0.675"-0.785"	-	-
C49Z	3/4"	6/3 - 4/2 0.850"- 1.035"	4/3 1.095"	4/3 - 2/3 0.940"-1.080"	4/3 - 2/3 0.940"-1.070"	-	-	-	-
C49ZT	3/4"	6/3 - 4/2 0.850"- 1.035"	4/3 1.095"	4/3 - 2/3 0.940"-1.080"	4/3 - 2/3 0.940"-1.070"	-	-	-	-
C50Z	1"	-	-	1/3 - 1/0-3 1.165"-1.220"	1/3 - 1/0-3 1.145"-1.250"	-	-	-	-
C50ZT	1"	-	-	1/3 - 1/0-3 1.165"-1.220"	1/3 - 1/0-3 1.145"-1.250"	-	-	-	-
C51Z	1 1/4"	-	-	1/0-4 - 2/0-4 1.340"-1.450"	-	-	-	-	-
C51ZT	1 1/4"	-	-	1/0-4 - 2/0-4 1.340"-1.450"	-	-	-	-	-
C52Z	1 1/2"	-	-	4/0-4 - 250-4 1.700"-1.845"	-	-	-	-	-
C52ZT	1 1/2"	-	-	4/0-4 - 250-4 1.700"-1.845"	-	-	-	-	-
C53Z	2"	-	-	350-4 - 400-4 2.070"-2.180"	-	-	-	-	-
C53ZT	2"	-	-	350-4 - 400-4 2.070"-2.180"	-	-	-	-	-
SC1	3/4"	-	-	1/0-4 - 2/0-4 1.340"-1.450"	-	-	-	-	-
SC2	1"	-	-	1/0-4 - 2/0-4 1.340"-1.450"	-	-	-	-	-
SC3	1 1/4"	-	-	1/0-4 - 2/0-4 1.340"-1.450"	-	-	-	-	-
SC4	1 1/2"	-	-	1/0-4 - 2/0-4 1.340"-1.450"	-	-	-	-	-
SC5	2"	-	-	1/0-4 - 2/0-4 1.340"-1.450"	-	-	-	-	-

SteelElectric PRODUCTS

Ph: 718.259.6100 / 800.626.1223 Fax: 718.331.1874
www.sepco-usa.com

CABLE CHART FOR CABLE CONNECTORS

SEPCO NUMBERS	FMC TRADE SIZE STEEL	FMC TRADE SIZE ALUMINUM	RWFMC TRADE SIZE STEEL	RWFMC TRADE SIZE ALUMINUM	NM CABLE RANGE	FLEX CORD DIA. RANGE	SE OVAL CABLE RANGE	SER ROUND CABLE DIA. RANGE
C23	-	-	-	-	(1) 14/2 - 12/2 (2) 14/2	0.209" - 0.450"	-	-
C50S	-	-	-	-	10/3 - 4/3	-	0.510" X 0.800" 0.620" X 0.975"	0.690"-0.920"
C50ST	-	-	-	-	10/3 - 4/3	-	0.510" X 0.800" 0.620" X 0.975"	0.690"-0.920"
C51S	-	-	-	-	4/3 - 2/3	-	0.670" X 0.1.060" 0.730" X 1.235	1.190"
C51ST	-	-	-	-	4/3 - 2/3	-	0.670" X 0.1.060" 0.730" X 1.235"	1.190"
C52S	-	-	-	-	-	-	0.730" X 1.150" 0.890" X 1.410"	1.480"
C52ST	-	-	-	-	-	-	0.730" X 1.150" 0.890" X 1.410"	1.480"
C53S	-	-	-	-	-	-	0.875" X 1.405" 0.875" X 1.450"	-
C53ST	-	-	-	-	-	-	0.875" X 1.405" 0.875" X 1.450"	-
C48Z	1/2"	1/2"	1/2"	1/2"	14/2 - 12/3	-	-	8/3 0.612"
C48ZT	1/2"	1/2"	1/2"	1/2"	14/2 - 12/3	-	-	8/3 0.612"
C49Z	3/4"	3/4"	3/4"	3/4"	14/3 - 8/3	-	-	8/3 - 6/3 0.612"-0.717"
C49ZT	3/4"	3/4"	3/4"	3/4"	14/3 - 8/3	-	-	8/3 - 6/3 0.612"-0.717"
C50Z	1" 1.300"-1.380"	1" 1.300"-1.380"	1" 1.300"-1.380"	1" 1.300"-1.380"	10/3 - 6/3 0.360"-0.650	-	4/3 0.499"-0.800"	-
C50ZT	1" 1.300"-1.380"	1" 1.300"-1.380"	1" 1.300"-1.380"	1" 1.300"-1.380"	10/3 - 6/3 0.360"-0.650	-	4/3 0.499"-0.800"	-
C51Z	1 1/4"	1 1/4"	1 1/4"	1 1/4"	8/3 - 2/3	-	-	-
C51ZT	1 1/4"	1 1/4"	1 1/4"	1 1/4"	8/3 - 2/3	-	-	-
C52Z	1 1/2"	1 1/2"	1 1/2"	1 1/2"	2/3	-	-	-
C52ZT	1 1/2"	1 1/2"	1 1/2"	1 1/2"	2/3	-	-	-
C53Z	2"	2"	2"	2"	-	-	-	-
C53ZT	2"	2"	2"	2"	-	-	-	-
SC1	-	-	-	-	10/3 - 8/2	-	0.520" X 0.610" 0.510" X 0.800"	0.57" - 0.69"
SC2	-	-	-	-	10/3 - 4/3	-	0.510" X 0.800" 0.620" X 0.965"	0.69" - 0.92"
SC3	-	-	-	-	-	-	0.635" X 1.065 0.740" X 1.250"	-
SC4	-	-	-	-	-	-	0.635" X 1.065 0.740" X 1.250"	-
SC5	-	-	-	-	-	-	0.875" X 1.405" 0.875" X 1.450"	-

Ph: 718.259.6100 / 800.626.1223 Fax: 718.331.1874
www.sepco-usa.com



CORD GRIP FITTINGS

Steel Straight Cord Grip Strain Relief Connectors . . . 174
Malleable Iron 90° Cord Grip Strain Relief Connectors . . . 175
Malleable Iron 45° Cord Grip Strain Relief Connectors . . . 176

STEEL STRAIGHT CORD GRIP STRAIN RELIEF CONNECTORS

COLOR CODED - STRAIGHT

APPLICATION

To secure and seal cords or cables entering enclosures or raceways.

FEATURES

- Neoprene Grommet for a moisture proof seal
- Simple installation, cord can be installed without disassembly of the fitting
- Liquidtight/Oiltight/Raintight
- Suitable for NEMA 4 enclosures and other wet locations
- Male tapered thread NPT
- Colored gripper allows for easy identification

STANDARD MATERIALS

Steel Body / Steel Gland Nut Neoprene Grommet

STANDARD FINISH

Zinc Plated

c UL us **UL LISTED**
E198257



TYPE CG50-250

CATALOG NUMBER	TRADE SIZE	COLOR	CABLE RANGE MIN	CABLE RANGE MAX	UNIT PACK	MASTER PACK	LBS. / 100 PCS.	UPC #
1/2”								
CG50-250	1/2”	Red	0.15	0.25	25	100	10	85001
CG50-350	1/2”	White	0.25	0.35	25	100	10	85002
CG50-450	1/2”	Blue	0.34	0.45	25	100	10	85003
CG50-560	1/2”	Green	0.45	0.56	25	100	10	85004
CG50-650	1/2”	Brown	0.55	0.65	25	100	10	85005
3/4”								
CG75-250	3/4”	Red	0.15	0.25	10	50	14	85101
CG75-350	3/4”	White	0.25	0.35	10	50	14	85102
CG75-450	3/4”	Blue	0.35	0.45	10	50	14	85103
CG75-560	3/4”	Green	0.45	0.56	10	50	14	85104
CG75-650	3/4”	Brown	0.55	0.65	10	50	14	85105
CG75-750	3/4”	Yellow	0.65	0.75	10	50	14	85106
CG75-850	3/4”	Purple	0.75	0.85	10	50	14	85107
1”								
CG100-560	1”	Green	0.45	0.56	5	25	20	85201
CG100-650	1”	Brown	0.50	0.65	5	25	20	85202
CG100-750	1”	Yellow	0.65	0.75	5	25	20	85203
CG100-850	1”	Purple	0.75	0.85	5	25	20	85204
CG100-950	1”	Grey	0.85	0.95	5	25	20	85205
CG100-1050	1”	Black	0.95	1.05	5	25	20	85206
1-1/4”								
CG125-850	1-1/4”	Purple	0.75	0.85	5	25	40	85301
CG125-950	1-1/4”	Grey	0.85	0.95	5	25	40	85302
CG125-1050	1-1/4”	Black	0.95	1.05	5	25	40	85303
CG125-1150	1-1/4”	Orange	1.05	1.15	5	25	40	85304
CG125-1250	1-1/4”	Red	1.15	1.25	5	25	40	85305
CG125-1375	1-1/4”	White	1.25	1.38	5	25	40	85306
1-1/2”								
CG150-1050	1-1/2”	Black	0.95	1.05	2	10	70	85401
CG150-1150	1-1/2”	Orange	1.05	1.15	2	10	70	85402
CG150-1250	1-1/2”	Red	1.15	1.25	2	10	70	85403
CG150-1375	1-1/2”	White	1.25	1.38	2	10	70	85404

Suitable for use in Hazardous Locations under NEC 501-4(b), 502- 4(a), and 503-3(a). For Class I, Div. 2, Class II, Div. 1, 2, and Class III, Div. 1, 2.

SteelElectric PRODUCTS

Ph: 718.259.6100 / 800.626.1223 Fax: 718.331.1874
www.sepco-usa.com

MALLEABLE IRON CORD GRIP STRAIN RELIEF CONNECTORS

COLOR CODED - 90°

APPLICATION

To secure and seal cords or cables entering enclosures or raceways.

FEATURES

- Neoprene Grommet for a moisture proof seal
- Simple installation, cord can be installed without disassembly of the fitting
- Liquidtight/Oiltight/Raintight
- Suitable for NEMA 4 enclosures and other wet locations
- Male tapered thread NPT
- Colored gripper allows for easy identification

STANDARD MATERIALS

Malleable Iron Body/Steel Gland Nut/ Neoprene Grommet

STANDARD FINISH

Zinc Plated

c UL us **UL LISTED** E198257



TYPE CG50-25090

CATALOG NUMBER	TRADE SIZE	COLOR	CABLE RANGE MIN	CABLE RANGE MAX	UNIT PACK	MASTER PACK	LBS. / 100 PCS.	UPC #
1/2”								
CG50-25090	1/2”	Red	0.15	0.25	25	100	10	85501
CG50-35090	1/2”	White	0.25	0.35	25	100	10	85502
CG50-45090	1/2”	Blue	0.34	0.45	25	100	10	85503
CG50-56090	1/2”	Green	0.45	0.56	25	100	10	85504
CG50-65090	1/2”	Brown	0.55	0.65	25	100	10	85505
3/4”								
CG75-25090	3/4”	Red	0.15	0.25	10	50	14	85601
CG75-35090	3/4”	White	0.25	0.35	10	50	14	85602
CG75-45090	3/4”	Blue	0.35	0.45	10	50	14	85603
CG75-56090	3/4”	Green	0.45	0.56	10	50	14	85604
CG75-65090	3/4”	Brown	0.55	0.65	10	50	14	85605
CG75-75090	3/4”	Yellow	0.65	0.75	10	50	14	85606
CG75-85090	3/4”	Purple	0.75	0.85	10	50	14	85607
1”								
CG100-56090	1”	Green	0.45	0.56	5	25	20	85701
CG100-65090	1”	Brown	0.50	0.65	5	25	20	85702
CG100-75090	1”	Yellow	0.65	0.75	5	25	20	85703
CG100-85090	1”	Purple	0.75	0.85	5	25	20	85704
CG100-95090	1”	Grey	0.85	0.95	5	25	20	85705
CG100-105090	1”	Black	0.95	1.05	5	25	20	85706
1-1/4”								
CG125-85090	1-1/4”	Purple	0.75	0.85	5	25	40	85801
CG125-95090	1-1/4”	Grey	0.85	0.95	5	25	40	85802
CG125-105090	1-1/4”	Black	0.95	1.05	5	25	40	85803
CG125-115090	1-1/4”	Orange	1.05	1.15	5	25	40	85804
CG125-125090	1-1/4”	Red	1.15	1.25	5	25	40	85805
CG125-137590	1-1/4”	White	1.25	1.38	5	25	40	85806
1-1/2”								
CG150-105090	1-1/2”	Black	0.95	1.05	2	10	70	85901
CG150-115090	1-1/2”	Orange	1.05	1.15	2	10	70	85902
CG150-125090	1-1/2”	Red	1.15	1.25	2	10	70	85903
CG150-137590	1-1/2”	White	1.25	1.38	2	10	70	85904

Suitable for use in Hazardous Locations under NEC 501-4(b), 502- 4(a), and 503-3(a). For Class I, Div. 2, Class II, Div. 1, 2, and Class III, Div. 1, 2.

MALLEABLE IRON CORD GRIP STRAIN RELIEF CONNECTORS

COLOR CODED - 45°

APPLICATION

To secure and seal cords or cables entering enclosures or raceways.

FEATURES

- Neoprene Grommet for a moisture proof seal
- Simple installation, cord can be installed without disassembly of the fitting
- Liquidtight/Oiltight/Raintight
- Suitable for NEMA 4 enclosures and other wet locations
- Male tapered thread NPT
- Colored gripper allows for easy identification

STANDARD MATERIALS

Malleable Iron Body/Steel Gland Nut/ Neoprene Grommet

STANDARD FINISH

Zinc Plated

c UL us **UL LISTED** E198257



TYPE CG50-25045

CATALOG NUMBER	TRADE SIZE	COLOR	CABLE RANGE MIN	CABLE RANGE MAX	UNIT PACK	MASTER PACK	LBS. / 100 PCS.	UPC #
1/2”								
CG50-25045	1/2”	Red	0.15	0.25	25	100	10	86001
CG50-35045	1/2”	White	0.25	0.35	25	100	10	86002
CG50-45045	1/2”	Blue	0.34	0.45	25	100	10	86003
CG50-56045	1/2”	Green	0.45	0.56	25	100	10	86004
CG50-65045	1/2”	Brown	0.55	0.65	25	100	10	86005
3/4”								
CG75-25045	3/4”	Red	0.15	0.25	10	50	14	86101
CG75-35045	3/4”	White	0.25	0.35	10	50	14	86102
CG75-45045	3/4”	Blue	0.35	0.45	10	50	14	86103
CG75-56045	3/4”	Green	0.45	0.56	10	50	14	86104
CG75-65045	3/4”	Brown	0.55	0.65	10	50	14	86105
CG75-75045	3/4”	Yellow	0.65	0.75	10	50	14	86106
CG75-85045	3/4”	Purple	0.75	0.85	10	50	14	86107
1”								
CG100-56045	1”	Green	0.45	0.56	5	25	20	86201
CG100-65045	1”	Brown	0.50	0.65	5	25	20	86202
CG100-75045	1”	Yellow	0.65	0.75	5	25	20	86203
CG100-85045	1”	Purple	0.75	0.85	5	25	20	86204
CG100-95045	1”	Grey	0.85	0.95	5	25	20	86205
CG100-105045	1”	Black	0.95	1.05	5	25	20	86206
1-1/4”								
CG125-85045	1-1/4”	Purple	0.75	0.85	5	25	40	86301
CG125-95045	1-1/4”	Grey	0.85	0.95	5	25	40	86302
CG125-105045	1-1/4”	Black	0.95	1.05	5	25	40	86303
CG125-115045	1-1/4”	Orange	1.05	1.15	5	25	40	86304
CG125-125045	1-1/4”	Red	1.15	1.25	5	25	40	86305
CG125-137545	1-1/4”	White	1.25	1.38	5	25	40	86306
1-1/2”								
CG150-105045	1-1/2”	Black	0.95	1.05	2	10	70	86401
CG150-115045	1-1/2”	Orange	1.05	1.15	2	10	70	86402
CG150-125045	1-1/2”	Red	1.15	1.25	2	10	70	86403
CG150-137545	1-1/2”	White	1.25	1.38	2	10	70	86404

Suitable for use in Hazardous Locations under NEC 501-4(b), 502- 4(a), and 503-3(a). For Class I, Div. 2, Class II, Div. 1, 2, and Class III, Div. 1, 2.

SteelElectric PRODUCTS

Ph: 718.259.6100 / 800.626.1223 Fax: 718.331.1874
www.sepco-usa.com







GROUNDING FITTINGS

Ground Clamps.....178
Ground Clamps, Rod Clamps and Hubs.....180

GROUND CLAMPS
FOR BARE WIRE

With Steel Screws



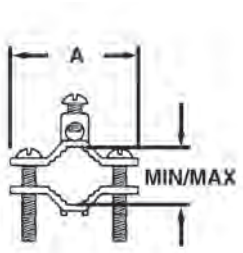

TYPE 34B

APPLICATION

Used to connect bare copper wire to water pipe, rebar, ground rod or copper water tubing for grounding

STANDARD MATERIALS

Bronze with Steel Screws

UL LISTED
E93683
CSA file No. LR57925

CATALOG NUMBER	TRADE SIZE	WIRE SIZE MIN	WIRE SIZE MAX	DIM A	MIN.	MAX.	UNIT PACK	MASTER PACK	LBS. / 100 PCS.	UPC #
10B	1/2" - 1"	10 SOL.	2 STR.	2.430	0.500	1.380	25	250	19	41054
34B	1-1/4" - 2"	10 SOL.	2 STR.	2.275	0.675	1.850	-	50	40	43414
35A	2-1/2" - 4"	10 SOL.	2 STR.	6.350	2.700	5.900	-	10	135	43514
36A	4" - 6"	10 SOL.	2 STR.	8.000	4.000	7.900	-	5	160	43614

With Bronze Screws for Direct Burial



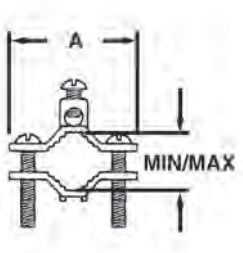

TYPE 10 BR

APPLICATION

Used to connect bare copper wire to water pipe, rebar, ground rod or copper water tubing for grounding

STANDARD MATERIALS

Bronze with Bronze Screws

UL LISTED
E93683
CSA file No. LR57925

CATALOG NUMBER	TRADE SIZE	WIRE SIZE MIN	WIRE SIZE MAX	DIM A	MIN.	MAX.	UNIT PACK	MASTER PACK	LBS. / 100 PCS.	UPC #
10BR	1/2" - 1"	10 SOL.	2 STR.	3.600	1.065	2.680	25	250	21	41084

Zinc Die Cast



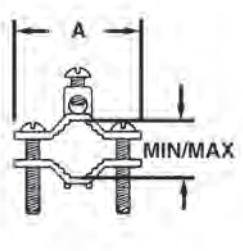

TYPE 10BG

APPLICATION

Used to connect bare copper wire to water pipe, ground rod or copper water tubing for grounding.

STANDARD MATERIALS

Zinc Die Cast with Steel Screws

UL LISTED
E93683
CSA file No. LR57925

CATALOG NUMBER	TRADE SIZE	WIRE SIZE MIN	WIRE SIZE MAX	DIM A	MIN.	MAX.	UNIT PACK	MASTER PACK	LBS. / 100 PCS.	UPC #
10BG	1/2" - 1"	8 SOL.	2 STR.	2.220	0.545	1.575	25	250	17	41074
***10BB**	1/2" - 1"	8 SOL.	2 STR.	2.400	0.625	2.000	25	250	17	41064

*Brass Colored Zinc Plated

SteelElectric PRODUCTS
Ph: 718.259.6100 / 800.626.1223 Fax: 718.331.1874
www.sepco-usa.com

GROUND CLAMPS
FOR ARMORED CABLE

APPLICATION

Used to connect armored cable to water pipe for grounding.

FEATURES

- Special pressure bar grips armored cable insulation to decrease chances of grounding conductor being pulled out

STANDARD MATERIALS

Solid Brass with Steel Screws

UL LISTED
E93683
CSA file No. LR57925

With Steel Screws



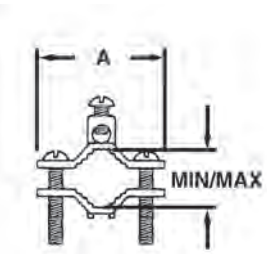

TYPE 35B

CATALOG NUMBER	TRADE SIZE	WIRE SIZE MIN	WIRE SIZE MAX	DIM A	MIN.	MAX.	UNIT PACK	MASTER PACK	LBS. / 100 PCS.	UPC #
35B	2-1/2" - 4"	8 SOL.	4 STR.	6.350	2.700	5.900	-	10	150	43524

APPLICATION

Integral cast, lay-in lug style direct burial ground clamps are for making connection with #10AWG solid to #2 AWG stranded copper wire to 1/2" to 1" ground water pipe or 3/8" to 1" rebar. Clamps meet both UL and NEC requirements for burial in earth or embedment in concrete. Typical installations include swimming pool and service grounding.

FEATURES

- Combines FOUR clamps into ONE
- It eliminates, rebar clamp, clamp with steel screws, clamp with brass screws, and direct burial clamp
- Configure any job in 1/3 the time by presetting clamps with lay-in feature

STANDARD MATERIALS

Bronze Alloy with Stainless Steel Screws

Patent Pending

UL LISTED
E93683
Listed for Direct Burial
in Earth & Concrete

Patent Pending Direct Burial-Ground Clamp for Rebar



TYPE RBC-50

CATALOG NUMBER	PIPE RANGE	REBAR RANGE	GROUND ROD RANGE	WIRE RANGE	MECHANICAL CONNECTION/ SPLICE	UNIT PACK	MASTER PACK	LBS. / 100 PCS.	UPC #
RBC-50	1/2" - 1"	3/8" - 1"	1/4" - 1"	#10 SOL - #2 STR	TWO #8 SOL	25	250	21	66101

GROUND CLAMPS, ROD CLAMPS AND HUBS
FOR RIGID CONDUIT

TYPE 307



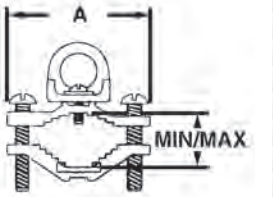

APPLICATION

Used to connect grounding conductor in rigid conduit to water pipe for grounding.

STANDARD MATERIALS

Solid Brass with Steel Screws

UL LISTED
E93683

CATALOG NUMBER	TRADE SIZE	HUB SIZE	DIM A	MIN.	MAX.	UNIT PACK	MASTER PACK	LBS. / 100 PCS.	UPC #
301	1/2" - 1"	1/2"	2.250	0.550	1.795	10	100	25	43014
302	1/2" - 1"	3/4"	2.250	0.550	1.795	10	100	30	43024
310	1/2" - 1"	1"	2.250	0.550	1.795	10	50	35	43104
307	1-1/4" - 2"	1/2"	3.600	1.390	3.000	10	50	75	43074
308	1-1/4" - 2"	3/4"	3.600	1.390	3.000	10	50	80	43084
309	1-1/4" - 2"	1"	3.600	1.390	3.600	-	25	85	43094
35C	2-1/2" - 4"	1/2"	2.430	0.500	1.380	-	10	140	43534
36C	4" - 6"	1/2"	8.000	4.000	7.900	-	2	175	43634
35D	2-1/2" - 4"	3/4"	2.430	0.500	1.380	-	10	185	43544
36D	4" - 6"	3/4"	8.000	4.000	7.900	-	2	215	43644
35E	2-1/2" - 4"	1"	2.430	0.500	1.380	-	10	225	43554
36E	4" - 6"	1"	8.000	4.000	7.900	-	2	280	43654

Ground Rod Clamps - Listed for Direct Burial

TYPE 201



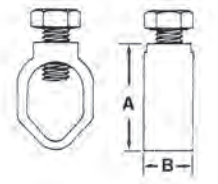

APPLICATION

Used to connect a grounding conductor to a drive.

FEATURES

- Approved for direct burial in ground and concrete
- Assembled with bronze hexagon headed bolt

STANDARD MATERIALS

Copper Alloy with Bronze Bolt

THIRD PARTY CERTIFICATION

UL LISTED
E93683
CSA File No.
LR57925

CATALOG NUMBER	TRADE SIZE	DIM A	DIM B	UNIT PACK	MASTER PACK	LBS. / 100 PCS.	UPC #
200	1/2"	1.250	0.875	-	100	13	52004
201	5/8"	1.275	0.690	-	100	18	52014
202	3/4"	1.445	1.030	-	50	25	52024

Conduit Hubs

TYPE 311



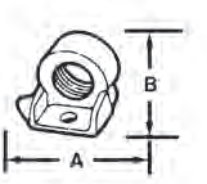

APPLICATION

Used with ground pipe clamp to connect rigid conduit to water pipe for grounding.

STANDARD MATERIALS

Copper Alloy

THIRD PARTY CERTIFICATION

UL LISTED
E93683
CSA File No.
LR57925

CATALOG NUMBER	TRADE SIZE	DIM A	DIM B	UNIT PACK	MASTER PACK	LBS. / 100 PCS.	UPC #
311	1/2"	1.000	1.500	25	100	9	43114
312	3/4"	1.250	1.880	25	100	17	43124
313	1"	1.500	2.136	25	100	20	43134

SteelElectric PRODUCTS
Ph: 718.259.6100 / 800.626.1223 Fax: 718.331.1874
www.sepco-usa.com







CLAMP & HANGER FITTINGS

Conduit Hangers 182
Conduit Clamps 183
Conduit Beam Clamps 185

CONDUIT HANGERS

FOR THREADED RIGID CONDUIT, IMC, EMT CONDUIT OR PVC CONDUIT

APPLICATION

Secure and suspend rigid conduit, IMC, E.M.T. or PVC conduit overhead supports.

FEATURES

- Supplied with bolts and nuts

STANDARD MATERIALS

Steel

STANDARD FINISH

Zinc Plated

c UL us **UL LISTED** E198338



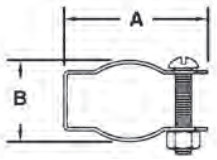

TYPE 10CS

CATALOG NUMBER	TRADE SIZE	DIM A	DIM B	DIM C	UNIT PACK	MASTER PACK	LBS. / 100 PCS.	UPC #
10CS	3/8" - 1/2"	1.875	0.900	0.780	100	500	10	11072
11CS	3/4"	2.175	1.260	0.875	-	100	11	11172
12CS	1"	2.370	1.295	0.875	-	100	12	11272
13CS (Rigid)	1-1/4"	3.255	1.875	0.830	-	100	12	11372
13CSA (E.M.T.)	1-1/4"	3.175	1.965	0.850	-	100	12	11069
14CS	1-1/2"	3.780	2.220	1.065	-	100	21	11472
15CS	2"	4.100	2.450	1.210	-	50	27	11572
16CS	2-1/2"	4.800	3.180	1.240	-	50	30	11672
17CS	3"	5.375	3.750	1.220	-	50	40	11772
18CS	3-1/2"	6.187	4.187	1.270	-	25	42	11872
19CS	4"	6.240	4.430	1.250	-	25	42	11972

APPLICATION

Ball type swivel fixture covers for mounting pendant or fluorescent lighting fixtures to box. Furnished with 3/4" x 1/2" steel reducing bushing.

FEATURES

- For use with 1/2" x 3/4" fixture conduit stems
- Available for use with octagonal or square boxes
- Easily attached by 2 screws
- Suitable for damp locations
- Vertical max slope angles 25°

STANDARD MATERIALS

Steel/Malleable Iron

STANDARD FINISH

Zinc Plated

c UL us **UL LISTED** E198259

Swivel Fixture Hangers





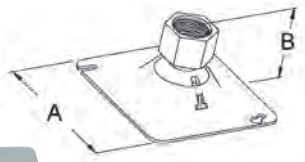

TYPE SWV-4R

CATALOG NUMBER	TRADE SIZE	DIAMETER	DIM A	DIM B	UNIT PACK	MASTER PACK	LBS. / 100 PCS.	UPC #
SWV-4R	3/4"	4.125	X	2.813	-	25	78	95001
SWV-4S	3/4"	X	4.125	2.813	-	25	78	95002

Loading Capacity 50 pounds

SteelElectric PRODUCTS

Ph: 718.259.6100 / 800.626.1223 Fax: 718.331.1874
www.sepco-usa.com

CONDUIT CLAMPS

FOR THREADED RIGID CONDUIT, IMC AND EMT CONDUIT

APPLICATION

Used to secure conduit or E.M.T. across, parallel, or perpendicular to beam, channel and angle supports.

FEATURES

- Easily Installed
- Capable of withstanding heavy loads
- A Mechanically Galvanized finish provides a plating thickness equivalent to Hot-Dip process meeting ASTM A-153 performance criteria

STANDARD MATERIALS

Malleable Iron with Steel U-Bolts and Nuts

STANDARD FINISH

Hot-Dip Galvanized

c UL us **UL LISTED**
E198338

Right Angle Type Conduit Clamps



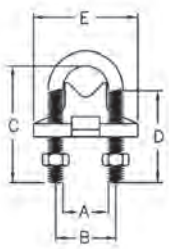

TYPE RA75

CATALOG NUMBER	TRADE SIZE	DIM A	DIM B	DIM C	DIM D	DIM E	UNIT PACK	MASTER PACK	LBS. / 100 PCS.	UPC #
RA50	1/2”	1.000	1.250	2.500	1.813	2.063	-	50	34	74050
RA75	3/4”	1.125	1.375	2.813	1.813	2.250	-	50	38	74075
RA100	1”	1.375	1.625	3.063	1.813	2.563	-	50	45	74100
RA125	1-1/4”	1.750	2.000	3.188	1.813	2.875	-	25	49	74125
RA150	1-1/2”	2.000	2.375	3.500	1.813	3.250	-	25	54	74150
RA200	2”	2.500	2.500	4.500	2.625	4.063	-	25	71	74200
RA250	2-1/2”	3.000	3.250	4.875	2.625	4.500	-	10	90	74250
RA300	3”	3.625	3.875	5.375	2.625	5.125	-	10	101	74300
RA350	3-1/2”	4.063	4.563	5.875	2.625	5.625	-	10	110	74350
RA400	4”	4.688	5.063	6.688	2.625	6.125	-	10	128	74400

Parallel Type Conduit Clamps



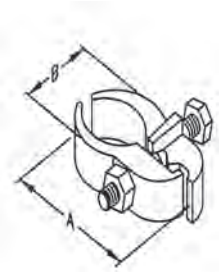

TYPE PAR50

CATALOG NUMBER	TRADE SIZE	DIM A	DIM B	UNIT PACK	MASTER PACK	LBS. / 100 PCS.	UPC #
PAR50	1/2”	2.875	1.438	-	50	54	75550
PAR75	3/4”	3.063	1.688	-	50	61	75551
PAR100	1”	3.250	2.000	-	50	62	75552
PAR125	1-1/4”	3.625	2.125	-	50	82	75553
PAR150	1-1/2”	3.875	2.188	-	50	85	75554
PAR200	2”	4.625	2.875	-	50	103	75556
PAR250	2-1/2”	5.250	3.250	-	50	127	75557
PAR300	3”	5.875	3.875	-	50	154	75558
PAR350	3-1/2”	6.313	4.313	-	50	163	75559
PAR400	4”	6.813	4.813	-	50	180	75560

CONDUIT CLAMPS

FOR THREADED RIGID CONDUIT, IMC AND EMT CONDUIT

APPLICATION

Used to secure conduit or E.M.T. across, parallel, or perpendicular to beam, channel and angle supports.

FEATURES

- Easily Installed
- Capable of withstanding heavy loads
- A Mechanically Galvanized finish provides a plating thickness equivalent to Hot-Dip process meeting ASTM A-153 performance criteria

STANDARD MATERIALS

Malleable Iron/Steel U-Bolts and Nuts

STANDARD FINISH

Hot-Dip Galvanized

c UL us **UL LISTED** E198338

Edge Type Conduit Clamps



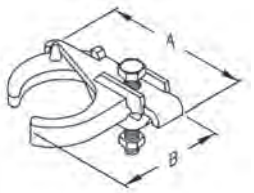

TYPE EDG75

CATALOG NUMBER	TRADE SIZE	DIM A	DIM B	UNIT PACK	MASTER PACK	LBS. / 100 PCS.	UPC #
EDG50	1/2”	2.813	2.125	-	50	10	30750
EDG75	3/4”	2.938	2.375	-	50	11	37075
EDG100	1”	3.063	2.625	-	50	12	37100
EDG125	1-1/4”	3.063	3.063	-	25	12	37125
EDG150	1-1/2”	3.938	3.250	-	25	12	37150
EDG200	2”	4.500	4.063	-	25	21	37200
EDG250	2-1/2”	5.125	4.625	-	10	27	37250
EDG300	3”	5.750	5.250	-	10	30	37300

APPLICATION

For use with all types metallic and flex conduit. Design of clamp style can be used for application where conduit is clamped directly to beam. Can be used for parallel to beam and 90° conduit runs.

STANDARD MATERIALS

Malleable Iron/Steel Bolt-Case Hardened

STANDARD FINISH

Zinc Plated

c UL us **UL LISTED** E198338

J-Clamp



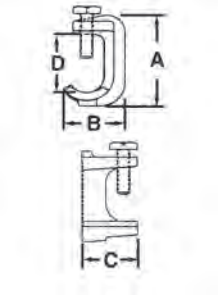

TYPE JC50

CATALOG NUMBER	TRADE SIZE	TAP SIZE	DIM A	DIM B	DIM C	DIM D	UNIT PACK	MASTER PACK	LBS. / 100 PCS.	UPC #
JC50	1/2”	5/16”	2.500	1.563	1.375	1.625	25	100	10	72050
JC75	3/4”	5/16”	2.875	1.875	1.375	2.000	25	100	11	72075
JC100	1”	5/16”	3.500	2.188	1.750	2.188	10	100	12	72100
JC125	1-1/4”	3/8”	3.750	2.500	1.750	2.188	-	25	12	72125
JC150	1-1/2”	3/8”	4.063	2.875	2.000	2.750	-	25	12	72150
JC200	2”	1/2”	4.938	3.250	2.188	3.438	-	25	21	72200

SteelElectric PRODUCTS

Ph: 718.259.6100 / 800.626.1223 Fax: 718.331.1874
www.sepco-usa.com

CONDUIT BEAM CLAMPS
FOR THREADED RIGID CONDUIT

APPLICATION

Provides support for conduit hanging systems.

FEATURES

- Steel bolt - case hardened
- Standard Sizes 1”-2 1/2”
  Jaw Opening 3/4”-1 1/4”

STANDARD MATERIALS

Malleable Iron/Steel Bolt-Case Hardened

STANDARD FINISH

Zinc Plated

c UL us **UL LISTED**
E198338

TYPE 620



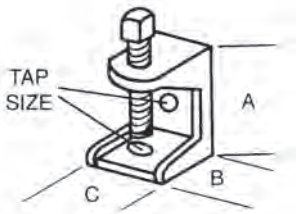

CATALOG NUMBER	TRADE SIZE	TAP SIZE	JAW OPENING	DIM A	DIM B	DIM C	UNIT PACK	MASTER PACK	LBS. / 100 PCS.	UPC #
620	1”	1/4” - 20”	0.750	1.125	1.400	1.385	25	250	22	16201
621	1”	3/8” - 16”	0.750	1.125	1.400	1.385	25	250	22	16211
625	2”	3/8” - 16”	0.875	1.990	1.755	1.885	-	50	90	16251
626	2”	1/2” - 13”	0.875	1.990	1.755	1.885	-	25	90	16261
627	2-1/2”	1/2” - 13”	1.250	2.530	2.140	2.500	-	25	160	16271

Loading Capacity

CATALOG NUMBER	TRADE SIZE	WORKING LOAD	TEST LOAD FOR 5 MIN.
620	1”	250 LBS	750 LBS
621	1”	250 LBS	750 LBS
625	2”	500 LBS	1500 LBS
626	2”	500 LBS	1500 LBS
627	2-1/2”	500 LBS	1500 LBS

APPLICATION

Clamp on to structure member to provide mounting means for the attachment of conduit hangers either directly or by means of threaded rod.

STANDARD MATERIALS

- Steel

STANDARD FINISH

Zinc Plated

Insulator Supports

TYPE S620



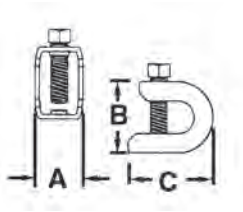

CATALOG NUMBER	TRADE SIZE	DIM A	DIM B	DIM C	UNIT PACK	MASTER PACK	LBS. / 100 PCS.	UPC #
S620	1/4” - 20”	0.920	1.400	1.625	25	250	15	16207

Ph: 718.259.6100 / 800.626.1223 Fax: 718.331.1874
www.sepco-usa.com







SERVICE ENTRANCE FITTINGS

Zinc Watertight Connectors..... 188
Aluminum Service Entrance Heads..... 189
Aluminum Service Entrance Ells with Cover and Gasket..... 191
Entrance Heads..... 192
Zinc Cable and Conduit Connectors..... 193
Zinc Non-Watertight Short Body Connectors..... 194
Zinc Two Screw Take-All Connectors..... 195
Service Entrance Straps and Sill Plates..... 196
Cable Chart for Cable Connectors..... 197

ZINC WATERTIGHT CONNECTORS
FOR SERVICE ENTRANCE CABLE

APPLICATION

Used to connect service entrance cable to a service enclosure in wet locations.

FEATURES

- 2 Insulating Connectors, 1 Bare
- U-Flat Style
- Assembled with rubber grommet and steel washer

STANDARD MATERIALS

Zinc Die Cast

STANDARD FINISH

Zinc Die Cast

UL LISTED
E198257



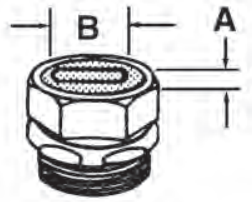

TYPE 1069C

CATALOG NUMBER	TRADE SIZE	WIRE SIZE	MINIMUM WIRE SIZE		MAX. WIRE SIZE GROM OPENING		UNIT PACK	MASTER PACK	LBS. / 100 PCS.	UPC #
			A	B	A	B				
1060	1”	3 #6	0.310	0.585	0.460	0.715	10	100	34	13642
1060A	1”	3 #4	0.355	0.680	0.530	0.850	10	100	34	13652
1064	1-1/4”	3 #3	0.455	0.815	0.550	0.910	10	100	52	13662
1066	1-1/4”	3 #2	0.480	0.845	0.580	0.960	10	100	52	13672
1066A	1-1/4”	3 #1	0.525	0.955	0.660	1.120	10	100	52	10660
1068	1-1/2”	3 #1/0	0.555	1.095	0.705	1.195	5	50	65	13682
1068A	1-1/2”	3 #2/0	0.595	1.125	0.740	1.235	5	50	65	13683
1069	2”	3 #1/0	0.585	1.085	0.750	1.195	5	50	87	13692
1069A	2”	3 #2/0	0.635	1.165	0.740	1.235	5	50	87	13693
1069B	2”	3 #3/0	0.685	1.285	0.830	1.415	5	50	87	1369420
1069C	2”	3 #4/0	0.655	1.275	0.890	1.540	5	50	87	13695
1069D	2”	3 #4/0	0.705	1.385	0.995	1.580	5	50	87	13696

SteelElectric PRODUCTS
Ph: 718.259.6100 / 800.626.1223 Fax: 718.331.1874
www.sepco-usa.com

ALUMINUM SERVICE ENTRANCE HEADS
FOR THREADED RIGID CONDUIT

APPLICATION

Threaded type head used with threaded rigid conduit and IMC for pulling service drop conductors

FEATURES

- Weather resistant
- Assembled with electrical grade phenolic insulator with multiple hole

STANDARD MATERIALS

Aluminum
Phenolic Insulator

UL LISTED
E198257

Threaded



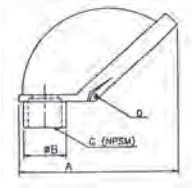

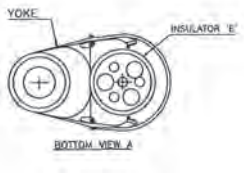

TYPE 400

CATALOG NUMBER	TRADE SIZE	DIM A	DIM B	NPSM THREAD 'C' SIZE	HOOD + YOKE SCREW 'D' (2NOS.)	INSULATOR 'E' CAP SIZE	UNIT PACK	MASTER PACK	LBS. / 100 PCS.	UPC #
400	1/2"	2.7462	1.3435	1/2 - 14	10-24 x 1/2	ECI-050	10	50	25	40050
401	3/4"	3.1244	1.4342	3/4 - 14	10-24 x 1/2	ECI-075	10	50	32	40150
402	1"	3.4475	1.7139	1 - 11.5	10-24 x 1/2	ECI-100	10	50	48	40250
403	1-1/4"	4.1567	1.8835	1-1/4 - 11.5	10-24 x 1/2	ECI-125	-	25	53	40350
404	1-1/2"	5.2087	2.1670	1-1/2 - 11.5	10-24 x 1/2	ECI-150	-	10	112	40450
405	2"	6.6744	2.6950	2 - 11.5	10-24 x 1/2	ECI-200	-	5	130	40550
406	2-1/2"	9.3142	3.3057	2-1/2 - 8	5/16 - 18 x 25/32	ECI-250	-	2	416	40650
407	3"	12.2731	4.1252	3 - 8	5/16 - 18 x 25/32	ECI-250	-	1	418	40750
408	3-1/2"	12.7656	4.5940	3-1/2 - 8	5/16 - 18 x 25/32	ECI-300-7	-	1	810	40850
409	4"	12.7656	5.0787	4 - 8	5/16 - 18 x 25/32	ECI-300-6	-	1	835	40950

ALUMINUM SERVICE ENTRANCE HEADS

FOR THREADED RIGID CONDUIT, IMC AND EMT CONDUIT

APPLICATION

Clamp-on type head used with rigid conduit, IMC or E.M.T. for pulling service drop conductors

FEATURES

- Bar type Clamp
- Heavy pressure clamp in body
- Screw does not bear directly on conduit
- Weather resistant
- Assembled with electrical grade phenolic insulator with multiple holes

STANDARD MATERIALS

Aluminum
Phenolic Insulator

UL LISTED
E198257

Clamp-On Type



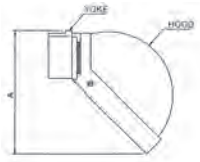

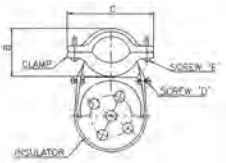

TYPE 425

CATALOG NUMBER	TRADE SIZE	DIM A	DIM B	DIM C	HOOD + YOKE SCREW 'D' (2NOS.)	CLAMP + YOKE SCREW 'E' (2NOS.)	INSULATOR 'F' CAP SIZE	UNIT PACK	MASTER PACK	LBS. / 100 PCS.	UPC #
425	1/2"	2.7462	1.1584	2.2694	10-24 x 1/2	10-24 x 1	ECI-050	10	50	30	42250
426	3/4"	3.1244	1.3711	2.4743	10-24 x 1/2	10-24 x 1	ECI-075	5	25	39	42650
427	1"	3.4475	1.6233	2.7580	10-24 x 1/2	10-24 x 1	ECI-100	5	25	54	42750
428	1-1/4"	4.1567	2.0015	3.1205	10-24 x 1/2	10-24 x 1-1/4	ECI-125	5	25	56	42850
429	1-1/2"	5.2087	2.2694	3.7509	10-24 x 1/2	10-24 x 1-1/4	ECI-150	-	10	88	42950
430	2"	6.6744	2.6634	4.3340	10-24 x 1/2	10-24 x 1-1/4	ECI-200	-	5	135	43000
431	2-1/2"	9.3142	3.6406	5.6421	5/16-18 x 25/32	5/16-18 x 2	ECI-250	-	2	445	43150
432	3"	9.3142	3.9400	6.3670	5/16-18 x 25/32	5/16-18 x 2	ECI-250	-	1	448	43250
433	3-1/2"	12.7656	4.8186	6.9226	5/16-18 x 25/32	5/16-18 x 2	ECI-300-7	-	1	810	43350
434	4"	12.7656	5.2205	7.6239	5/16-18 x 25/32	5/16-18 x 2	ECI-300-7	-	1	875	43450

SteelElectric PRODUCTS
Ph: 718.259.6100 / 800.626.1223 Fax: 718.331.1874
www.sepco-usa.com

ALUMINUM SERVICE ENTRANCE HEADS

FOR THREADED RIGID CONDUIT, IMC AND EMT CONDUIT

APPLICATION

Combination entrance cap to fit 2 - 21/2" mast and has 11/4 - 2" cap.

FEATURES

- Set-screw type.

STANDARD MATERIALS

Aluminum
Phenolic Insulator

UL LISTED
E198257

Mast Type



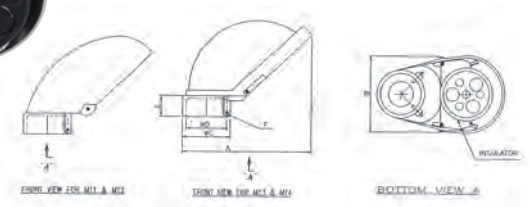

TYPE 3032

CATALOG NUMBER	TRADE SIZE	DIM A	DIM B	DIM C	DIM D	DIM E	SET SCREW SCREW 'F' (2NOS.)	CONDUIT SIZE	INSULATOR CAP SIZE	UNIT PACK	MASTER PACK	LBS. / 100 PCS.	UPC #
3032	2"	4.7595	3.4396	2.6713	2.4586	1.4026	1/4 - 20 x 5/8	2	1-1/4	-	10	80	30325
3033	2-1/2"	5.3032	3.4120	3.2150	2.9708	1.5602	1/4 - 20 x 1/2	2-1/2	1-1/4	-	10	90	30335
3035	2-1/2"	6.5995	4.6256	3.1441	2.9471	1.1820	1/4 - 20 x 5/8	2-1/2	2	-	5	155	30355

ALUMINUM SERVICE ENTRANCE ELLS WITH COVER AND GASKET

FOR THREADED RIGID CONDUIT AND IMC

APPLICATION

To provide access to the inside of a service raceway, for wire pulling, where the raceway changes direction. Material finish is metallic gray.

FEATURES

- Assembled with fiber gasket and aluminum die cast cover

STANDARD MATERIALS

Aluminum

UL LISTED
E198257



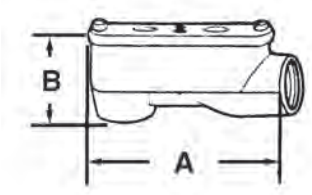

TYPE 412

CATALOG NUMBER	TRADE SIZE	DIM A	DIM B	UNIT PACK	MASTER PACK	LBS. / 100 PCS.	UPC #
412	1/2"	3.79	1.76	10	50	26	41250
413	3/4"	4.02	1.99	10	50	31	41350
414	1"	4.94	2.50	5	25	54	41450
415	1-1/4"	5.60	2.72	-	10	105	41550
415XL*	1-1/4"	7.91	2.75	-	10	140	41551
416	1-1/2"	6.79	3.10	-	10	130	41650
417	2"	7.74	3.88	-	5	170	41750

*Extra Long

ENTRANCE HEADS

FOR THREADED RIGID CONDUIT, IMC, PVC AND EMT CONDUIT

TYPE NS11

APPLICATION

For outlet boxes and hubs.

FEATURES

- Water resistant design

STANDARD MATERIALS

PVC



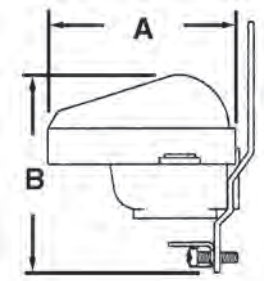

CATALOG NUMBER	TRADE SIZE	DIM A	DIM B	UNIT PACK	MASTER PACK	LBS. / 100 PCS.	UPC #
NS9	3-#8,6,4,2	2.75	2.50	-	50	28	34096
NS11	3-#3/0 - 4/0	4.25	4.81	-	10	70	34116

TYPE NS7A

Service Entrance Heads

APPLICATION

Used with Type U service entrance cable.

FEATURES

- Removable cap and two-piece insulator make wire pulling and assembly easy

STANDARD MATERIALS

Aluminum

UL LISTED
E198257





CATALOG NUMBER	TRADE SIZE	DIM A	DIM B	DIM C	UNIT PACK	MASTER PACK	LBS. / 100 PCS.	UPC #
NS2	3-#8 to 3-#1	2.06	2.97	2.26	-	50	26	34025
NS7A	1/0 - 4/0	3.18	4.52	3.60	-	10	31	34175

SteelElectric PRODUCTS

Ph: 718.259.6100 / 800.626.1223 Fax: 718.331.1874
www.sepco-usa.com

ZINC CABLE AND CONDUIT CONNECTORS

FOR NON-METALLIC SHEATHED CABLE AND SERVICE ENTRANCE CABLE

APPLICATION

Non-watertight. To make a termination of non-metallic sheathed cable and service entrance.

FEATURES

- Assembled with die cast locknut and tri-combo screws

STANDARD MATERIALS

Zinc Die Cast

UL LISTED
E198258

Service Entrance Connector



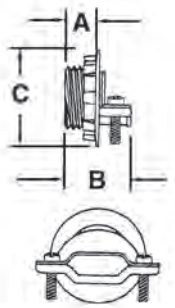

TYPE SC1

CATALOG NUMBER	TRADE SIZE	DIM A	DIM B	DIM C	UNIT PACK	MASTER PACK	LBS. / 100 PCS.	UPC #
SC1	3/4”	0.450	1.031	1.220	25	250	10	32012
SC2	1”	0.645	1.190	1.500	20	200	16	32022
SC3	1-1/4”	0.660	1.330	1.900	10	100	25	32031
SC4	1-1/2”	0.740	1.470	2.115	10	100	36	32042
SC5	2”	0.750	1.620	2.640	5	50	50	32052

CATALOG NUMBER	SE/OVAL DIAMETER IN.	SER/ROUND DIAMETER IN.
SC1 Non-Metallic Cable 10-3 through 8-2	(.52 by .61) and (.51 by .80)	(.59) and (.69)
SC2 Non-Metallic Cable 10-3 through 4-3	(.51 by .80) and (.62 by .975)	(.69) and (.92)
SC3	(1.065 by 0.635) and (1.250 by 0.740)	-
SC4	(1.065 by 0.635) and (1.250 by 0.740)	-
SC5	(1.405 by 0.875) and (1.450 by 0.875)	-

***Please see Cable Chart for Cable Connectors on page 197.**

ZINC NON-WATERTIGHT SHORT BODY CONNECTORS

FOR NON-METALLIC SHEATHED CABLE AND SERVICE ENTRANCE CABLE

APPLICATION

Used with locknut to terminate service entrance cable to enclosure.

FEATURES

- Assembled with die cast locknut and tri-combo screws
- For round cable

STANDARD MATERIALS

Zinc Die Cast

UL LISTED
E198258

***Please see Cable Chart for Cable Connectors on page 197.**



TYPE C50S

CATALOG NUMBER	TRADE SIZE	DIM. A MIN.	DIM. A MAX.	DIM B	UNIT PACK	MASTER PACK	LBS. / 100 PCS.	UPC #
C50S	1”	0.620	1.140	1.500	10	100	15	64601
C51S	1-1/4”	0.700	1.380	1.900	10	100	24	64602
C52S	1-1/2”	0.750	1.610	2.115	10	100	34	64603
C53S	2”	0.900	2.040	2.640	5	50	46	64604

Insulated



TYPE C50ST

CATALOG NUMBER	TRADE SIZE	DIM. A MIN.	DIM. A MAX.	DIM B	UNIT PACK	MASTER PACK	LBS. / 100 PCS.	UPC #
C50ST	1”	0.620	1.140	1.500	10	100	15	90138
C51ST	1-1/4”	0.700	1.380	1.900	25	250	24	90139
C52ST	1-1/2”	0.750	1.610	2.115	25	250	34	90140
C53ST	2”	0.900	2.040	2.640	10	100	46	90141

CATALOG NUMBER	SE/OVAL DIAMETER IN.	SER/ROUND DIAMETER IN.
C50S and **C50ST** Non-Metallic Cable 10-3 through 4-3	(.51 by .80) and (.62 by .975)	(.69) and (.92)
C51S and **C51ST** Non-Metallic Cable 4-3 through 2-3	(.67 by 1.06) and (.73 by 1.235)	1.19
C52S and **C52ST**	(1.15 by 0.73) and (1.41 by 0.89)	1.48
C53S and **C53ST**	(1.405 by 0.875) and (1.450 by 0.875)	-

***Please see Cable Chart for Cable Connectors on page 197.**

SteelElectric PRODUCTS

Ph: 718.259.6100 / 800.626.1223 Fax: 718.331.1874
www.sepco-usa.com

ZINC TWO SCREW TAKE-ALL CONNECTORS

FOR ARMORED CABLE, METAL CLAD, FLEXIBLE METALLIC CONDUIT AND NON-METAL SHEATHED CABLE

APPLICATION

Used with locknut to terminate service entrance cable to enclosure.

FEATURES

- Take-all Type
- Concrete tight when tapped

STANDARD MATERIALS

Zinc Die Cast

c UL us **UL LISTED**
E309514





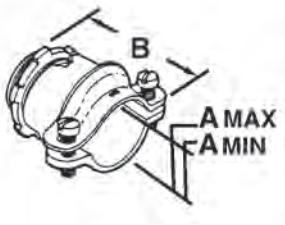

TYPE C50Z

CATALOG NUMBER	TRADE SIZE	DIM. A MIN.	DIM. A MAX.	DIM B	UNIT PACK	MASTER PACK	LBS. / 100 PCS.	UPC #
C48Z	1/2”	0.40	0.95	1.87	25	250	10	32482
C49Z	3/4”	0.50	1.10	1.84	20	200	12	32492
C50Z	1”	0.62	1.14	2.00	10	100	15	32502
C51Z	1-1/4”	0.50	1.38	2.28	10	100	25	32512
C52Z	1-1/2”	0.75	1.61	2.49	10	100	38	32522
C53Z	2”	0.90	2.04	3.35	5	50	50	32632

***Please see Cable Chart for Cable Connectors on page 197.**

Insulated





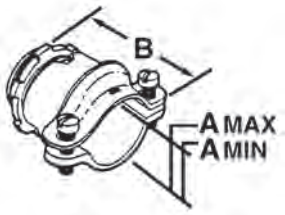

TYPE C50ZT

CATALOG NUMBER	TRADE SIZE	DIM. A MIN.	DIM. A MAX.	DIM B	UNIT PACK	MASTER PACK	LBS. / 100 PCS.	UPC #
C48ZT	1/2”	0.40	0.95	1.87	25	250	10	34867
C49ZT	3/4”	0.50	1.10	1.84	20	200	12	34967
C50ZT	1”	0.62	1.14	2.00	10	100	15	35067
C51ZT	1-1/4”	0.50	1.38	2.28	10	100	25	35167
C52ZT	1-1/2”	0.75	1.61	2.49	10	100	38	35267
C53ZT	2”	0.90	2.04	3.35	5	50	50	35367

***Please see Cable Chart for Cable Connectors on page 197.**

SERVICE ENTRANCE STRAPS AND SILL PLATES

FOR SERVICE ENTRANCE CABLE

APPLICATION

For oval service cable.

FEATURES

- Steel



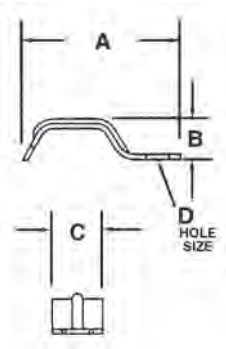

TYPE 870S

CATALOG NUMBER	TRADE SIZE	DIM A	DIM B	DIM C	DIM D	UNIT PACK	MASTER PACK	LBS. / 100 PCS.	UPC #
850S	"3-#8, #6, or #4"	1.695	0.400	0.570	0.275	100	1000	2	18507
860S	3-#3 or #2	1.950	0.615	0.580	0.275	100	1000	2	18607
870S	"3-#1#0, #1/0 or #2/0"	2.480	0.800	1.000	0.325	100	1000	8	18707
880S	"3-#3/0, #4/0"	2.795	0.920	1.010	0.325	100	1000	9	18807

APPLICATION

Prevents water from entering structure when used with sealing compound.

STANDARD MATERIALS

Aluminum

Aluminum Sill Plates



TYPE 260L

CATALOG NUMBER	TRADE SIZE	UNIT PACK	MASTER PACK	LBS. / 100 PCS.	UPC #
260L	3/0-4/0"	-	10	70	10010

SteelElectric PRODUCTS

Ph: 718.259.6100 / 800.626.1223 Fax: 718.331.1874
www.sepco-usa.com

CABLE CHART FOR CABLE CONNECTORS

SEPCO NUMBERS	K.O. TRADE SIZE	AC CABLE RANGE		MCI CABLE RANGE		MCI-A CABLE RANGE		HCF MCI-A CABLE RANGE	
		STEEL	ALUMINUM	STEEL	ALUMINUM	STEEL	ALUMINUM	STEEL	ALUMINUM
C50S	1"	-	-	-	-	-	-	-	-
C50ST	1"	-	-	-	-	-	-	-	-
C51S	1 1/4"	-	-	-	-	-	-	-	-
C51ST	1 1/4"	-	-	-	-	-	-	-	-
C52S	1 1/2"	-	-	-	-	-	-	-	-
C52ST	1 1/2"	-	-	-	-	-	-	-	-
C53S	2"	-	-	-	-	-	-	-	-
C53ST	2"	-	-	-	-	-	-	-	-
C48Z	1/2"	8/2 - 6/3 0.630"-0.850"	8/2 - 6/3 0.630"-0.835"	8/3 - 6/2 0.690"-0.850"	8/3 - 6/3 0.690"-0.850"	-	8/3 - 6/3 0.675"-0.785"	-	-
C48ZT	1/2"	8/2 - 6/3 0.630"-0.850"	8/2 - 6/3 0.630"-0.835"	8/3 - 6/2 0.690"-0.850"	8/3 - 6/3 0.690"-0.850"	-	8/3 - 6/3 0.675"-0.785"	-	-
C49Z	3/4"	6/3 - 4/2 0.850"- 1.035"	4/3 1.095"	4/3 - 2/3 0.940"-1.080"	4/3 - 2/3 0.940"-1.070"	-	-	-	-
C49ZT	3/4"	6/3 - 4/2 0.850"- 1.035"	4/3 1.095"	4/3 - 2/3 0.940"-1.080"	4/3 - 2/3 0.940"-1.070"	-	-	-	-
C50Z	1"	-	-	1/3 - 1/0-3 1.165"-1.220"	1/3 - 1/0-3 1.145"-1.250"	-	-	-	-
C50ZT	1"	-	-	1/3 - 1/0-3 1.165"-1.220"	1/3 - 1/0-3 1.145"-1.250"	-	-	-	-
C51Z	1 1/4"	-	-	1/0-4 - 2/0-4 1.340"-1.450"	-	-	-	-	-
C51ZT	1 1/4"	-	-	1/0-4 - 2/0-4 1.340"-1.450"	-	-	-	-	-
C52Z	1 1/2"	-	-	4/0-4 - 250-4 1.700"-1.845"	-	-	-	-	-
C52ZT	1 1/2"	-	-	4/0-4 - 250-4 1.700"-1.845"	-	-	-	-	-
C53Z	2"	-	-	350-4 - 400-4 2.070"-2.180"	-	-	-	-	-
C53ZT	2"	-	-	350-4 - 400-4 2.070"-2.180"	-	-	-	-	-
SC1	3/4"	-	-	1/0-4 - 2/0-4 1.340"-1.450"	-	-	-	-	-
SC2	1"	-	-	1/0-4 - 2/0-4 1.340"-1.450"	-	-	-	-	-
SC3	1 1/4"	-	-	1/0-4 - 2/0-4 1.340"-1.450"	-	-	-	-	-
SC4	1 1/2"	-	-	1/0-4 - 2/0-4 1.340"-1.450"	-	-	-	-	-
SC5	2"	-	-	1/0-4 - 2/0-4 1.340"-1.450"	-	-	-	-	-

CABLE CHART FOR CABLE CONNECTORS

SEPCO NUMBERS	FMC TRADE SIZE STEEL	FMC TRADE SIZE ALUMINUM	RWFMC TRADE SIZE STEEL	RWFMC TRADE SIZE ALUMINUM	NM CABLE RANGE	FLEX CORD DIA. RANGE	SE OVAL CABLE RANGE	SER ROUND CABLE DIA. RANGE
C50S	-	-	-	-	10/3 - 4/3	-	0.510" X 0.800" 0.620" X 0.975"	0.690"-0.920"
C50ST	-	-	-	-	10/3 - 4/3	-	0.510" X 0.800" 0.620" X 0.975"	0.690"-0.920"
C51S	-	-	-	-	4/3 - 2/3	-	0.670" X 0.1.060" 0.730" X 1.235	1.190"
C51ST	-	-	-	-	4/3 - 2/3	-	0.670" X 0.1.060" 0.730" X 1.235"	1.190"
C52S	-	-	-	-	-	-	0.730" X 1.150" 0.890" X 1.410"	1.480"
C52ST	-	-	-	-	-	-	0.730" X 1.150" 0.890" X 1.410"	1.480"
C53S	-	-	-	-	-	-	0.875" X 1.405" 0.875" X 1.450"	-
C53ST	-	-	-	-	-	-	0.875" X 1.405" 0.875" X 1.450"	-
C48Z	1/2"	1/2"	1/2"	1/2"	14/2 - 12/3	-	-	8/3 0.612"
C48ZT	1/2"	1/2"	1/2"	1/2"	14/2 - 12/3	-	-	8/3 0.612"
C49Z	3/4"	3/4"	3/4"	3/4"	14/3 - 8/3	-	-	8/3 - 6/3 0.612"-0.717"
C49ZT	3/4"	3/4"	3/4"	3/4"	14/3 - 8/3	-	-	8/3 - 6/3 0.612"-0.717"
C50Z	1" 1.300"-1.380"	1" 1.300"-1.380"	1" 1.300"-1.380"	1" 1.300"-1.380"	10/3 - 6/3 0.360"-0.650	-	4/3 0.499"-0.800"	-
C50ZT	1" 1.300"-1.380"	1" 1.300"-1.380"	1" 1.300"-1.380"	1" 1.300"-1.380"	10/3 - 6/3 0.360"-0.650	-	4/3 0.499"-0.800"	-
C51Z	1 1/4"	1 1/4"	1 1/4"	1 1/4"	8/3 - 2/3	-	-	-
C51ZT	1 1/4"	1 1/4"	1 1/4"	1 1/4"	8/3 - 2/3	-	-	-
C52Z	1 1/2"	1 1/2"	1 1/2"	1 1/2"	2/3	-	-	-
C52ZT	1 1/2"	1 1/2"	1 1/2"	1 1/2"	2/3	-	-	-
C53Z	2"	2"	2"	2"	-	-	-	-
C53ZT	2"	2"	2"	2"	-	-	-	-
SC1	-	-	-	-	10/3 - 8/2	-	0.520" X 0.610" 0.510" X 0.800"	0.57" - 0.69"
SC2	-	-	-	-	10/3 - 4/3	-	0.510" X 0.800" 0.620" X 0.965"	0.69" - 0.92"
SC3	-	-	-	-	-	-	0.635" X 1.065 0.740" X 1.250"	-
SC4	-	-	-	-	-	-	0.635" X 1.065 0.740" X 1.250"	-
SC5	-	-	-	-	-	-	0.875" X 1.405" 0.875" X 1.450"	-

SteelElectric PRODUCTS

Ph: 718.259.6100 / 800.626.1223 Fax: 718.331.1874
www.sepco-usa.com







MISCELLANEOUS FITTINGS

Knock-Out Seals 200
Sealing Duct Compound 201
Anti-Short Bushings and Rod Couplings 202
Sealing Gaskets 203
Jack Chain and Male Loops 204
Kenny Clamps® 205
Lay-In Grounding Lugs 206

KNOCK-OUT SEALS

APPLICATION

To close unused opening or knockout in sheet metal box, enclosure or cabinet.

STANDARD MATERIALS

Steel

STANDARD FINISH

Zinc Plated



TYPE SS50

CATALOG NUMBER	TRADE SIZE	DIM A	DIM B	UNIT PACK	MASTER PACK	LBS. / 100 PCS.	UPC #
SS50	1/2”	1.070	0.365	200	2000	1	22507
SS52	3/4”	1.235	0.310	100	1000	2	22527
SS54	1”	1.480	0.335	100	1000	3	22547
SS56	1-1/4”	1.800	0.310	50	500	4	22567
SS58	1-1/2”	2.215	0.365	50	500	5	22587
SS60	2”	2.675	0.360	25	250	7	22607
***SS62**	2-1/2”	2.975	0.410	10	100	15	22627
***SS64**	3”	4.500	0.465	10	50	40	90147
***SS66**	3-1/2”	5.000	0.487	10	50	50	90148
***SS68**	4”	5.500	0.4962	10	50	50	90149

* Three-Piece Knock-Out Seals

Ph: 718.259.6100 / 800.626.1223 Fax: 718.331.1874
www.sepco-usa.com

SEALING DUCT COMPOUND
ASBESTOS FREE

APPLICATION

Sealer is used primarily by the building and specifically by the electrical trade to seal around junction boxes, flashing, and service mast entries, etc. It can be shaped by hand to any form and reused if necessary. Duct seal has countless other applications in the refrigeration, heating and cooling, plumbing and metal fabrication fields, as well as being an excellent general purpose sealant around the home. Duct seal may be painted immediately after application and will not bleed through the dry paint film.

PHYSICAL & CHEMICAL CHARACTERISTICS:

- Base: Non-drying synthetic polymers and oils.
- Odor: No unpleasant odor
- Temperature tolerance range: -30°F to +175°F. Will not slump at 350° for 1 hr.
- Fillers: Saturated mineral fillers and other inert ingredients.
- Specified gravity: 1.98 ± 0.06
- Temperature usage range (recommended) 25°F to 120°F.
- Shelf life: 1 year from the manufacturing date.

DESCRIPTION

This asbestos-free sealer is a gray, permanently soft, non toxic, non-volatile compound which will adhere to most clean, dry surfaces. It will not adversely affect other plastic materials or corrode metals and has no adverse effect on human skin.

c UL us **UL LISTED**
R25162



TYPE SD1

CATALOG NUMBER	TRADE SIZE	UNIT PACK	MASTER PACK	LBS. / 100 PCS.	UPC #
SD1	1 lb. bag	1	50	100	67001
SD5	5 lb. Bag	5	50	500	67005

ANTI-SHORT BUSHINGS AND ROD COUPLINGS

THERMOPLASTIC

APPLICATION

These anti-short bushings are used in the terminations of flexible metal conduit and armored cables. Inserted into I.D. of each termination point to protect the conductors from the sharp edges of the raceway where cut.

FEATURES

- Features high dielectric strength and assures complete insulation on all sharp edges

STANDARD MATERIALS

Plastic



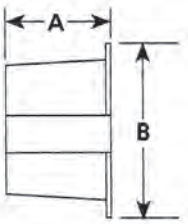

TYPE 0

CATALOG NUMBER	TRADE SIZE	DIM A	DIM B	FOR CABLE SIZES	PC. PER BAG	UNIT PACK	MASTER PACK	LBS. / 100 PCS.	UPC #
0	5/16”	0.57	0.64	14-2, 14-3, 12-2, Armored Cable; 5/169 Flexible Conduit	35	1 BAG	500 BAGS	3	55506
1	3/8”	0.67	0.66	14-4, 12-3, 6-1, 4-1, Armored Cable; 3/89 Flexible Conduit	35	1 BAG	400 BAGS	3	55516
2	7/16”	0.61	0.82	12-4, 10-2, 10-3, 2-1, Armored Cable; 7/169 Flexible Conduit	35	1 BAG	300 BAGS	7	55526
3	1/2”	0.67	0.94	10-4, 8-2, 8-3, 1-1, Armored Cable; 1/29 Flexible Conduit	20	1 BAG	200 BAGS	8	55536
4	3/4”	0.79	1.16	8-4, 6-2, 6-3, Armored Cable; 3/49 Flexible Conduit	16	1 BAG	150 BAGS	6	55546

STANDARD MATERIALS

Steel

STANDARD FINISH

Zinc Plated

Rod Couplings



TYPE 120R

CATALOG NUMBER	TRADE SIZE	UNIT PACK	MASTER PACK	LBS. / 100 PCS.	UPC #
118R	1/4” - 20”	100	1000	2	11187
120R	3/8” - 16”	100	1000	4	11207
121R	1/2” - 13”	100	1000	6	11217

SteelElectric PRODUCTS

Ph: 718.259.6100 / 800.626.1223 Fax: 718.331.1874
www.sepco-usa.com

SEALING GASKETS

SELF RETAINING PVC GASKET WITH STEEL RINGS

APPLICATION

To insure Raintight integrity for Rigid Conduit Fittings

FEATURES

- PVC Gasket
- Steel Retaining Ring

STANDARD MATERIALS

PVC Gasket/Steel Rings

STANDARD FINISH

Zinc Plated

c UL us **UL LISTED**
E198257



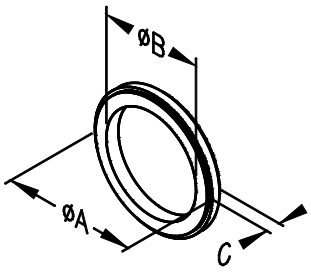

TYPE SR50

CATALOG NUMBER	TRADE SIZE	DIM A	DIM B	DIM C	UNIT PACK	MASTER PACK	LBS. / 100 PCS.	UPC #
SR50	3/8" - 1/2"	1.125	0.813	0.187	100	500	1	70850
SR75	3/4"	1.375	1.125	0.187	100	500	2	70851
SR100	1"	1.625	1.313	0.187	100	500	2	70852
SR125	1-1/4"	2.000	1.625	0.187	50	250	3	70853
SR150	1-1/2"	2.250	1.875	0.187	50	250	3	70854
SR200	2"	2.750	2.313	0.187	50	250	3	70855
SR250	2-1/2"	3.500	2.875	0.187	-	10	6	70856
SR300	3"	4.250	3.500	0.187	-	10	9	70857
SR350	3-1/2"	4.750	4.000	0.187	-	10	10	70858
SR400	4"	5.188	4.500	0.187	-	10	13	70859
SR500	5"	6.563	5.563	0.187	-	5	16	70860
SR600	6"	7.750	6.625	0.187	-	5	19	70861

JACK CHAIN AND MALE LOOPS

Jack Chain

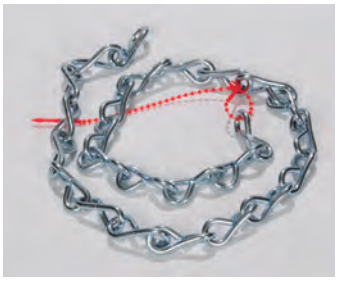

APPLICATION

Used for hanging fixtures.

STANDARD MATERIALS

Steel

No. 12 also available on 250’ & 500’ Reels. Additional charge of $10.00 M Ft. No. 12 Chain - Load Capacity 29 lbs. per 100’ No. 10 Chain - Load Capacity 47 lbs. per 100’

TYPE 220

CATALOG NUMBER	AVAILABLE IN	TYPE	UNIT PACK	MASTER PACK	LBS. / 100 PCS.	UPC #
220	No. 12 (100’ & 50’ Hanks)	Plain Polished	50 FEET	1000 FEET	10	82207
220R	No. 12 (100’ & 50’ Reels)	Plain Polished	50 FEET	1000 FEET	10	82208
221	No. 12 (100’ & 50’ Hanks)	Zinc Plated	50 FEET	1000 FEET	12	82217
222	No. 10 (100’ Hanks)	Plain Polished	50 FEET	1000 FEET	14	82227

APPLICATION

Used with fixture chain to hang lighting fixtures.

STANDARD MATERIALS

Zinc Die Cast



TYPE 215

CATALOG NUMBER	TRADE SIZE	UNIT PACK	MASTER PACK	LBS. / 100 PCS.	UPC #
215	1/2”	100	1000	12	82152

SteelElectric PRODUCTS

Ph: 718.259.6100 / 800.626.1223 Fax: 718.331.1874
www.sepco-usa.com

KENNY CLAMPS®

BONDING AND GROUNDING CONNECTOR

APPLICATION

Clamp connector is for bonding and grounding of electrode conductors in panel boards, transformers, raceways and enclosures.

FEATURES

- The Kenny Clamp is the ONLY UL Listed connector for bonding and grounding of electrode conductors
- Assures good metallic connection and low impedance path for grounding and bonding of electrical equipment
- Tested and listed at 9000 amperes
- Complies with 110.3 (B) 250.8 and 312.5 A NEC, using a listed grounding or bonding connector for the proper application
- Meets UL 467 requirements for bonding and grounding and UL 468A standard for connectors

STANDARD MATERIALS

Brass



TYPE KC1AST

CATALOG NUMBER	TRADE SIZE	UNIT PACK	MASTER PACK	LBS. / 100 PCS.	UPC #
KC1AST	#1/0 AWG STRANDED	-	10	34	99900
KC2AST	#2/0 AWG STRANDED	-	10	34	99901
KC2ST	#2 AWG STRANDED	-	10	52	99902
KC3AST	#3/0 AWG STRANDED	-	10	52	99903
KC4SO	#4 AWG SOLID	-	10	52	99904
KC4ST	#4 AWG STRANDED	-	10	65	99905
KC6SO	#6 AWG SOLID	-	10	65	99906
KC6ST	#6 AWG STRANDED	-	10	87	99907
KC8SO	#8 AWG SOLID	-	10	87	99908
KC8ST	#8 AWG STRANDED	-	10	87	99909

PATENT PENDING

LAY-IN GROUNDING LUGS

FEATURES

- Each lug takes a range of cable sizes
- Heavy duty slotted or hex head screw
- Both Aluminum and Copper lay-in lugs are suitable for use with copper or aluminum conductors

STANDARD MATERIALS

Aluminum

STANDARD FINISH

Zinc Plated

c UL us UL LISTED E93683

Aluminum



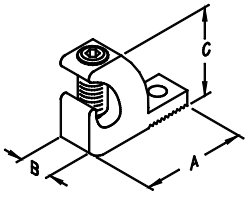

TYPE AL4

AL4 and AL1/0 are furnished with slotted screws. AL3/0 and AL250 are furnished with hex-head screws.

CATALOG NUMBER	TRADE SIZE	DIM A	DIM B	DIM C	UNIT PACK	MASTER PACK	LBS. / 100 PCS.	UPC #
AL4	4/14	1.063	0.375	0.750	-	100	2	10001
AL1/0	1/0 - 8	1.500	0.625	1.125	-	100	7	10002
AL3/0	3/0 - 6	2.000	0.813	1.500	-	50	16	10003
AL250	250MCM - 6	2.188	0.813	1.688	-	50	19	10004

STANDARD MATERIALS

Copper

STANDARD FINISH

Natural

c UL us UL LISTED E93683

Copper



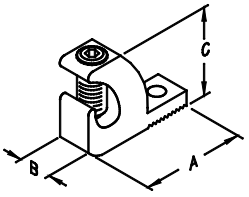

TYPE CL4

CL4 and CL1/0 are furnished with slotted screws. CL3/0 and CL250 are furnished with hex-head screws.

CATALOG NUMBER	TRADE SIZE	DIM A	DIM B	DIM C	UNIT PACK	MASTER PACK	LBS. / 100 PCS.	UPC #
CL4	4/14	1.063	0.375	0.750	-	100	4	10005
CL1/0	1/0 - 8	1.500	0.625	1.125	-	100	16	10006
CL3/0	3/0 - 6	2.000	0.813	1.500	-	50	40	10007
CL250	250MCM - 6	2.188	0.813	1.688	-	50	50	10008

SteelElectric PRODUCTS

Ph: 718.259.6100 / 800.626.1223 Fax: 718.331.1874
www.sepco-usa.com

NOTES:

Ph: 718.259.6100 / 800.626.1223 Fax: 718.331.1874
www.sepco-usa.com

INDEX BY CATALOG NUMBER

Catalog #	Page
0	202
01	53, 105
01A	53, 105
01M	54
01MG	13, 54
02	53, 105
02A	53, 105
02M	54
02MG	13, 54
03	53, 105
03A	53, 105
03M	54
03MG	13, 54
04	53, 105
04A	53, 105
04M	54
04MG	13, 54
05	53, 105
05A	53, 105
05M	54
05MG	13, 54
06	53, 105
06A	53, 105
06M	54
06MG	13, 54
07	53, 105
07A	53, 105
07M	54
07MG	13, 54
1	202
10	55, 106
1005	76
1005G	15, 76
1006	76
1006G	15, 76
1010	115
1011	115
1012	115
1013	115
1014	115
1015	115
1015D	115
1015E	115
1015E1	115
1015F	115
1016	116
1017	116
1018	116
1019	116
1020	116
1021	116
1021D	116
1021E	116
1021E1	116
1021F	116
1022	76
1022G	15, 76
1023	76
1023G	15, 76
1024	76
1024G	15, 76
1025	76
1025G	15, 76
1026	76
1026G	15, 76
1027	76
1027G	15, 76
1028	76
1028G	15, 76
1029	76
1029G	15, 76
1030	76
1030G	15, 76
1031	76
1031G	15, 76
1060	188
1060A	188
1064	188
1066	188
1066A	188
1068	188
1068A	188
1069	188
1069A	188
1069B	188
1069C	188
1069D	188
10B	178
10BB	178
10BG	178
10BR	178
10CS	182
11	55, 106
1110	113
1111	113
1112	113
1112A	113
1112B	113
1112C	113
1112D	113
1112E	113
1112E1	113
1112F	113
1113	114
1114	114
1115	114
1115A	114
1115B	114
1115C	114
1115E	114
1115E1	114
1115F	114
118R	202
11CS	182
12	55, 106
1206	62
1206SS	62
1206Z	63
1207	62
1207SS	62
1207Z	63
1208	62
1208SS	62
1208Z	63
1209	62
1209SS	62
1209Z	63
120R	202
1210	62
1210SS	62
1210Z	63
1211	62
1211SS	62
1211Z	63
1212	62
1212SS	62
1212Z	63
1213	62
1213SS	62
1213Z	63
1214	62
1214SS	62
1214Z	63
1215	62
1215SS	62
1215Z	63
1216	62
1216SS	62
1217	62
1217SS	62
121R	202
1250	119
1251	119
1260	119
1261	119
12CS	182
13	55, 106
130S	88
1313	84
1314	84
1315	84
1316	84
131S	88
132	86
1320	84
1321	84
1326	118
1327	118
1328	118
1329	118
132G	22, 87
132S	88
133	86
1332	118
1333	118
133G	22, 87
133S	88
134	86
134G	22, 87
134S	88
135	86
135G	22, 87
135S	88
136	86

Ph: 718.259.6100 / 800.626.1223 Fax: 718.331.1874
www.sepco-usa.com

INDEX BY CATALOG NUMBER

Catalog #	Page
136G	22, 87
136S	88
137	86
137G	22, 87
137S	88
138	86
138G	22, 87
138S	88
139	86
139G	22, 87
139S	88
13CS	182
13CSA	182
14	55, 106
141	86
141G	22, 87
141S	88
142S	120
143S	120
144S	120
145S	120
146S	120
147S	120
148	86
148G	22, 87
148S	88
14CS	182
15	55, 106
150	86
150G	22, 87
152	86
152G	22, 87
158S	120
159S	120
15CS	182
16	55, 106
160S	120
161S	120
16CS	182
170	56
170C	121, 157, 169
170G	56
171	121, 157
171C	121, 157
172	121, 157
172C	121, 157
173C	121, 157
17CS	182
18CS	182
19CS	182
1F	93
2	202
200	180
201	180
202	180
20BI4L	57
20BI4LG	14, 58
20BI4LSS	59
20BIZ40L	61
2132S	88
2133S	88
2134S	88
2135S	88
2136S	88
2137S	88
2138S	88
2139S	88
2141S	88
2142S	120
2143S	120
2144S	120
2145S	120
2146S	120
2147S	120
2148S	88
215	204
2150S	88
2152S	88
2158S	120
2159S	120
2160S	120
2161S	120
21BI4L	57
21BI4LG	14, 58
21BI4LSS	59
21BIZ4L	61
220	204
220R	204
221	204
222	204
22BI4L	57
22BI4LG	14, 58
22BI4LSS	59
22BIZ4L	61
22E	82, 156
23BI4L	57
23BI4LG	14, 58
23BI4LSS	59
23BIZ4L	61
23E	82, 156
24BI4L	57
24BI4LG	14, 58
24BI4LSS	59
24BIZ4L	61
24E	82, 156
25BI0L	57
25BI4L	57
25BI4LG	14, 58
25BI4LSS	59
25BIZ0L	61
25E	82, 156
260L	196
26BI0L	57
26BI0LSS	59
26BI40L	57
26BI40LSS	59
26BI4OLG	14, 58
26BIOLG	14, 58
26BIZ0L	61
26BIZ40L	61
270	56
270G	56
27BI0L	57
27BI0LSS	59
27BI40L	57
27BI40LSS	59
27BI4OLG	14, 58
27BIOLG	14, 58
27BIZ0L	61
27BIZ40L	61
28BI0L	57
28BI0LSS	59
28BI40L	57
28BI40LSS	59
28BI4OLG	14, 58
28BIOLG	14, 58
28BIZ0L	61
28BIZ40L	61
29BI0L	57
29BI0LSS	59
29BI40L	57
29BI40LSS	59
29BI4OLG	14, 58
29BIOLG	14, 58
29BIZ0L	61
29BIZ40L	61
2F	93
3	202
301	180
302	180
3032	191
3033	191
3035	191
307	180
308	180
309	180
30BI40L	57
30BI40LSS	59
30BI4OLG	14, 58
310	180
311	180
312	180
313	180
315M	153
316M	153
317M	153
31BI40L	57
31BI40LSS	59
31BI4OLG	14, 58
34B	178
35A	178
35B	179
35C	180
35D	180
35E	180
36A	178
36C	180
36D	180
36E	180
370	56
370G	56
3F	93
4	202
400	189

SteelElectric PRODUCTS

Ph: 718.259.6100 / 800.626.1223 Fax: 718.331.1874
www.sepco-usa.com

INDEX BY CATALOG NUMBER

Catalog #	Page
401	189
402	189
403	189
404	189
405	189
406	189
4060	115
4061	115
4062	115
4063	115
4064	115
4065	115
4065D	115
4065E	115
4065E1	115
4065F	115
4066	113
4067	113
4068	113
4069	113
407	189
4070	113
4071	113
4072	113
4073	113
4074	113
4075	113
408	189
409	189
412	191
413	191
414	191
415	191
415XL	191
416	191
417	191
425	190
426	190
427	190
428	190
429	190
430	190
431	190
432	190
433	190
434	190
470	56
470G	56
4F	93
530M	66
531M	66
532M	66
533M	66
534M	66
535M	66
536M	66
537M	66
538M	66
539M	66
559M	66
569M	66
570	56
570G	56
5F	93
620	185
621	185
625	185
626	185
627	185
670	56
670G	56
6F	93
705X	75
706	74
706P	74
707	74
707P	74
708	74
708P	74
709	74
709P	74
710	74
710P	74
711	74
711P	74
712	74
712P	74
713	74
713P	74
714	74
714P	74
715	74
715P	74
716	74
716P	74
717	74
717P	74
806	64
806Z	64
807	64
807Z	64
808	64
808Z	64
809	64
809Z	64
810	64
810Z	64
811	64
811Z	64
812	64
812Z	64
814	64
814Z	64
815	64
815Z	64
816	64
816Z	64
817	64
818	64
820Z	66
821Z	66
822Z	66
823Z	66
824Z	66
825Z	66
838Z	66
839Z	66
840Z	66
841Z	66
850S	196
860S	196
870	56
870G	56
870S	196
880S	196
90	71
900	86
900G	22, 87
901	86
901G	22, 87
902	86
902G	22, 87
903	86
903G	22, 87
904	86
904G	22, 87
905	86
905G	22, 87
906	86
906G	22, 87
907	86
907G	22, 87
908	86
908G	22, 87
909	86
909G	22, 87
90T	71
90Z	70
90ZT	70
91	71
910	86
910G	22, 87
911	86
911G	22, 87
91T	71
91Z	70
91ZT	70
92	71
92T	71
92Z	70
92ZT	70
93	71
93T	71
93Z	70
93ZT	70
94	71
94T	71
94Z	70
94ZT	70
95	71
95T	71
95Z	70
95ZT	70
96	71

Ph: 718.259.6100 / 800.626.1223 Fax: 718.331.1874
www.sepco-usa.com

INDEX BY CATALOG NUMBER

Catalog #	Page
96T	71
96Z	70
96ZT	70
97	71
970	56
970G	56
97T	71
97Z	70
97ZT	70
98	71
98T	71
98Z	70
98ZT	70
99	71
995	71
995T	71
996	71
996T	71
99T	71
99Z	70
99ZT	70
AL4	206
AL1/0	206
AL3/0	206
AL250	206
BRLG-1504	60
BRLG-2004	60
BRLG-3104	60
BS50	82
BS75	82
C1	35
C10	35
C107F7	41
C10A	44
C10ACG	47
C10AT	96
C10ATCG	99
C10G	11, 38
C17F7	41
C1A	44
C1ACG	47
C1AT	96
C1ATCG	99
C1CA	50, 102
C1G	11, 38
C2	35

Catalog #	Page
C22	155
C22M	152
C23	166
C23C	155
C25	148
C25T	148
C25Z	150
C25ZT	150
C27	147
C270	154
C270A	154
C270M	152
C271	153
C27F7	41
C27T	147
C27Z	149
C27ZT	149
C28	147
C28T	147
C28Z	149
C28ZT	149
C29	147
C29T	147
C29Z	149
C29ZT	149
C2A	44
C2ACG	47
C2AT	96
C2ATCG	99
C2CA	50, 102
C2G	11, 38
C3	35
C30	147
C30T	147
C30Z	149
C30ZT	149
C31	147
C31T	147
C31Z	149
C31ZT	149
C32	147
C32T	147
C32Z	149
C32ZT	149
C33	147
C33T	147

Catalog #	Page
C34	147
C34T	147
C35	148
C35T	148
C35Z	150
C35ZT	150
C36	148
C36T	148
C36Z	150
C36ZT	150
C37	148
C37F7	41
C37T	148
C37Z	150
C37ZT	150
C38	148
C38T	148
C38Z	150
C38ZT	150
C39	148
C39T	148
C39Z	150
C39ZT	150
C3A	44
C3ACG	47
C3AT	96
C3ATCG	99
C3CA	50, 102
C3G	11, 38
C4	35
C40	148
C40T	148
C40Z	150
C40ZT	150
C41	69
C42	69
C43	69
C44	69
C45	69
C46	69
C465	69
C466	69
C467	69
C468	69
C47A	147
C47AT	147

Catalog #	Page
C47F7	41
C47Z	149
C48Z	151, 168, 195
C48ZT	151, 168, 195
C49Z	151, 168, 195
C49ZT	151, 168, 195
C4A	44
C4ACG	47
C4AT	96
C4ATCG	99
C4CA	50, 102
C4G	11, 38
C5	35
C50S	167, 194
C50ST	167, 194
C50Z	151, 168, 195
C50ZT	151, 168, 195
C51S	167, 194
C51ST	167, 194
C51Z	151, 168, 195
C51ZT	151, 168, 195
C52S	167, 194
C52ST	167, 194
C52Z	151, 168, 195
C52ZT	151, 168, 195
C53S	167, 194
C53ST	167, 194
C53Z	151, 168, 195
C53ZT	151, 168, 195
C57F7	41
C5A	44
C5ACG	47
C5AT	96
C5ATCG	99
C5CA	50, 102
C5G	11, 38
C6	35
C60	147
C60T	147
C61	147
C61T	147
C65	148
C65T	148
C66	148
C66T	148
C67	148

SteelElectric PRODUCTS

Ph: 718.259.6100 / 800.626.1223 Fax: 718.331.1874
www.sepco-usa.com

INDEX BY CATALOG NUMBER

Catalog #	Page
C67F7	41
C67T	148
C68	148
C68T	148
C6A	44
C6ACG	47
C6AT	96
C6ATCG	99
C6CA	50, 102
C6G	11, 38
C7	35
C77F7	41
C7A	44
C7ACG	47
C7AT	96
C7ATCG	99
C7G	11, 38
C8	35
C87F7	41
C8A	44
C8ACG	47
C8AT	96
C8ATCG	99
C8G	11, 38
C9	35
C920	156
C97F7	41
C9A	44
C9ACG	47
C9AT	96
C9ATCG	99
C9G	11, 38
CG100-1050	174
CG100-105045	176
CG100-105090	175
CG100-560	174
CG100-56045	176
CG100-56090	175
CG100-650	174
CG100-65045	176
CG100-65090	175
CG100-750	174
CG100-75045	176
CG100-75090	175
CG100-850	174
CG100-85045	176
CG100-85090	175
CG100-950	174
CG100-95045	176
CG100-95090	175
CG125-1050	174
CG125-105045	176
CG125-105090	175
CG125-1150	174
CG125-115045	176
CG125-115090	175
CG125-1250	174
CG125-125045	176
CG125-125090	175
CG125-1375	174
CG125-137545	176
CG125-137590	175
CG125-850	174
CG125-85045	176
CG125-85090	175
CG125-950	174
CG125-95045	176
CG125-95090	175
CG150-1050	174
CG150-105045	176
CG150-105090	175
CG150-1150	174
CG150-115045	176
CG150-115090	175
CG150-1250	174
CG150-125045	176
CG150-125090	175
CG150-1375	174
CG150-137545	176
CG150-137590	175
CG50-250	174
CG50-25045	176
CG50-25090	175
CG50-350	174
CG50-35045	176
CG50-35090	175
CG50-450	174
CG50-45045	176
CG50-45090	175
CG50-560	174
CG50-56045	176
CG50-56090	175
CG50-650	174
CG50-65045	176
CG50-65090	175
CG75-250	174
CG75-25045	176
CG75-25090	175
CG75-350	174
CG75-35045	176
CG75-35090	175
CG75-450	174
CG75-45045	176
CG75-45090	175
CG75-560	174
CG75-56045	176
CG75-56090	175
CG75-650	174
CG75-65045	176
CG75-65090	175
CG75-750	174
CG75-75045	176
CG75-75090	175
CG75-850	174
CG75-85045	176
CG75-85090	175
CHM100	72
CHM100G	15, 72
CHM125	72
CHM125G	15, 72
CHM150	72
CHM150G	15, 72
CHM200	72
CHM200G	15, 72
CHM250	72
CHM250G	15, 72
CHM300	72
CHM300G	15, 72
CHM350	72
CHM350G	15, 72
CHM400	72
CHM400G	15, 72
CHM50	72
CHM500	72
CHM50G	15, 72
CHM600	72
CHM75	72
CHM75G	15, 72
CL4	206
CL1/0	206
CL3/0	206
CL250	206
CR0	89
CR1	89
CR10	89
CR11	89
CR12	89
CR13	89
CR14	89
CR15	89
CR18	89
CR19	89
CR2	89
CR20	89
CR21	89
CR24	89
CR25	89
CR26	89
CR27	89
CR28	89
CR3	89
CR34	89
CR35	89
CR36	89
CR4	89
CR42	89
CR43	89
CR44	89
CR45	89
CR46	89
CR47	89
CR5	89
CR6	89
CR7	89
CR8	89
CR9	89
CSB-200	23, 65
CSB-250	23, 65
CSB-300	23, 65
CSB-350	23, 65
CSB-400	23, 65
CW101	91
CW102	91
CW103	91

Ph: 718.259.6100 / 800.626.1223 Fax: 718.331.1874
www.sepco-usa.com

INDEX BY CATALOG NUMBER

Catalog #	Page
CW104	91
CW105	91
CW106	91
CW107	91
CW108	91
CW109	91
CW19	91
CW20	91
CW21	91
CW31	91
CW32	91
CW41	91
CW42	91
CW43	91
CW51	91
CW52	91
CW53	91
CW54	91
CW61	91
CW62	91
CW63	91
CW64	91
CW65	91
CW70	91
CW71	91
CW73	91
CW74	91
CW75	91
CW76	91
CW81	91
CW82	91
CW83	91
CW84	91
CW85	91
CW86	91
CW87	91
CW91	91
CW92	91
CW93	91
CW94	91
CW95	91
CW96	91
CW97	91
CW98	91
DB10090-IC	142
DB100-IC	142
DB125-IC	142
DB150-IC	142
DB200-IC	142
DB250-IC	142
DB300-IC	142
DB350-IC	142
DB3845-IC	143
DB3890-IC	142
DB38-IC	142
DB400-IC	142
DB5045-IC	143
DB5090-IC	142
DB50-IC	142
DB7545-IC	143
DB7590-IC	142
DB75-IC	142
DBC-38	144
DBC-50	144
DBC-75	144
DBS-38	144
DBS-50	144
DBS-75	144
E35	93
E36	93
E37	93
E38	93
EDG100	184
EDG125	184
EDG150	184
EDG200	184
EDG250	184
EDG300	184
EDG50	184
EDG75	184
ERC-22	81, 117
ERC-23	81, 117
ERC-24	81, 117
FD-100	26
FD-50	26
FD-75	26
FD2-100	28
FD2-50	28
FD2-75	28
FDC-100	26
FDC-50	26
FDC-75	26
FDC2-100	28
FDC2-50	28
FDC2-75	28
FS-100	26
FS-50	26
FS-75	26
FS2-100	28
FS2-50	28
FS2-75	28
FSC-100	26
FSC-50	26
FSC-75	26
FSC2-100	28
FSC2-50	28
FSC2-75	28
FSFD2-CG	29
FSFD2-CM1	29
FSFD2-CM2	29
FSFD2-CS1	29
FSFD2-CS2	29
FSFD2-CS3	29
FSFD2-CS4	29
FSFD2-CS5	29
FSFD2-CS6	29
FSFDCG	27
FSFDCM1	27
FSFDCM2	27
FSFDCM3	27
FSFDCS1	27
FSFDCS2	27
FSFDCS3	27
FSFDCS4	27
GL70	75
GL71	75
GL72	75
GL73	75
GL74	75
GL75	75
GL76	75
GL77	75
GL78	75
GL79	75
GL80	75
GL81	75
HCR1	90
HCR10	90
HCR11	90
HCR12	90
HCR13	90
HCR14	90
HCR15	90
HCR16	90
HCR17	90
HCR18	90
HCR19	90
HCR2	90
HCR20	90
HCR21	90
HCR22	90
HCR23	90
HCR24	90
HCR25	90
HCR26	90
HCR27	90
HCR28	90
HCR29	90
HCR3	90
HCR30	90
HCR31	90
HCR32	90
HCR33	90
HCR34	90
HCR35	90
HCR36	90
HCR37	90
HCR38	90
HCR39	90
HCR4	90
HCR40	90
HCR41	90
HCR42	90
HCR43	90
HCR44	90
HCR45	90
HCR46	90
HCR5	90
HCR6	90
HCR7	90
HCR8	90
HCR9	90
ICC-400	67
JC100	184

SteelElectric PRODUCTS

Ph: 718.259.6100 / 800.626.1223 Fax: 718.331.1874
www.sepco-usa.com

INDEX BY CATALOG NUMBER

Catalog #	Page
JC125	184
JC150	184
JC200	184
JC50	184
JC75	184
KC1AST	205
KC2AST	205
KC2ST	205
KC3AST	205
KC4SO	205
KC4ST	205
KC6SO	205
KC6ST	205
KC8SO	205
KC8ST	205
LB1	35
LB10	35
LB107F7	41
LB10A	44
LB10ACG	47
LB10AT	96
LB10ATCG	99
LB10G	11, 38
LB17F7	41
LB1A	44
LB1ACG	47
LB1AT	96
LB1ATCG	99
LB1CA	50, 102
LB1G	11, 38
LB2	35
LB27F7	41
LB2A	44
LB2ACG	47
LB2AT	96
LB2ATCG	99
LB2CA	50, 102
LB2G	11, 38
LB3	35
LB37F7	41
LB3A	44
LB3ACG	47
LB3AT	96
LB3ATCG	99
LB3CA	50, 102
LB3G	11, 38
LB4	35
LB47F7	41
LB4A	44
LB4ACG	47
LB4AT	96
LB4ATCG	99
LB4CA	50, 102
LB4G	11, 38
LB5	35
LB57F7	41
LB5A	44
LB5ACG	47
LB5AT	96
LB5ATCG	99
LB5CA	50, 102
LB5G	11, 38
LB6	35
LB67F7	41
LB6A	44
LB6ACG	47
LB6AT	96
LB6ATCG	99
LB6CA	50, 102
LB6G	11, 38
LB7	35
LB77F7	41
LB7A	44
LB7ACG	47
LB7AT	96
LB7ATCG	99
LB7G	11, 38
LB8	35
LB87F7	41
LB8A	44
LB8ACG	47
LB8AT	96
LB8ATCG	99
LB8G	11, 38
LB9	35
LB97F7	41
LB9A	44
LB9ACG	47
LB9AT	96
LB9ATCG	99
LB9G	11, 38
LL1	36
LL10	36
LL107F7	42
LL10A	45
LL10ACG	48
LL10AT	97
LL10ATCG	100
LL10G	12, 39
LL17F7	42
LL1A	45
LL1ACG	48
LL1AT	97
LL1ATCG	100
LL1CA	51, 103
LL1G	12, 39
LL2	36
LL27F7	42
LL2A	45
LL2ACG	48
LL2AT	97
LL2ATCG	100
LL2CA	51, 103
LL2G	12, 39
LL3	36
LL37F7	42
LL3A	45
LL3ACG	48
LL3AT	97
LL3ATCG	100
LL3CA	51, 103
LL3G	12, 39
LL4	36
LL47F7	42
LL4A	45
LL4ACG	48
LL4AT	97
LL4ATCG	100
LL4CA	51, 103
LL4G	12, 39
LL5	36
LL57F7	42
LL5A	45
LL5ACG	48
LL5AT	97
LL5ATCG	100
LL5CA	51, 103
LL5G	12, 39
LL6	36
LL67F7	42
LL6A	45
LL6ACG	48
LL6AT	97
LL6ATCG	100
LL6CA	51, 103
LL6G	12, 39
LL7	36
LL77F7	42
LL7A	45
LL7ACG	48
LL7AT	97
LL7ATCG	100
LL7G	12, 39
LL8	36
LL87F7	42
LL8A	45
LL8ACG	48
LL8AT	97
LL8ATCG	100
LL8G	12, 39
LL9	36
LL97F7	42
LL9A	45
LL9ACG	48
LL9AT	97
LL9ATCG	100
LL9G	12, 39
LR1	36
LR10	36
LR107F7	42
LR10A	45
LR10ACG	48
LR10AT	97
LR10ATCG	100
LR10G	12, 39
LR17F7	42
LR1A	45
LR1ACG	48
LR1AT	97
LR1ATCG	100
LR1CA	51, 103
LR1G	12, 39
LR2	36
LR27F7	42

Ph: 718.259.6100 / 800.626.1223 Fax: 718.331.1874
www.sepco-usa.com

INDEX BY CATALOG NUMBER

Catalog #	Page
LR2A	45
LR2ACG	48
LR2AT	97
LR2ATCG	100
LR2CA	51, 103
LR2G	12, 39
LR3	36
LR37F7	42
LR3A	45
LR3ACG	48
LR3AT	97
LR3ATCG	100
LR3CA	51, 103
LR3G	12, 39
LR4	36
LR47F7	42
LR4A	45
LR4ACG	48
LR4AT	97
LR4ATCG	100
LR4CA	51, 103
LR4G	12, 39
LR5	36
LR57F7	42
LR5A	45
LR5ACG	48
LR5AT	97
LR5ATCG	100
LR5CA	51, 103
LR5G	12, 39
LR6	36
LR67F7	42
LR6A	45
LR6ACG	48
LR6AT	97
LR6ATCG	100
LR6CA	51, 103
LR6G	12, 39
LR7	36
LR77F7	42
LR7A	45
LR7ACG	48
LR7AT	97
LR7ATCG	100
LR7G	12, 39
LR8	36

Catalog #	Page
LR87F7	42
LR8A	45
LR8ACG	48
LR8AT	97
LR8ATCG	100
LR8G	12, 39
LR9	36
LR97F7	42
LR9A	45
LR9ACG	48
LR9AT	97
LR9ATCG	100
LR9G	12, 39
LT25	140
LT27	139
LT27T	139
LT28	139
LT28T	139
LT29	139
LT29T	139
LT30	139
LT30T	139
LT31	139
LT31T	139
LT32	139
LT32T	139
LT33	139
LT33T	139
LT34	139
LT34T	139
LT35	140
LT35T	140
LT36	140
LT36T	140
LT37	140
LT37T	140
LT38	140
LT38T	140
LT39	140
LT39T	140
LT40	140
LT40T	140
LT47	139
LT47T	139
LT60	139
LT60T	139

Catalog #	Page
LT61	139
LT61T	139
LT65	140
LT65T	140
LT66	140
LT66T	140
LT67	140
LT67T	140
LT68	140
LT68T	140
MC100G	6, 30
MC125G	6, 30
MC150G	6, 30
MC200G	6, 30
MC250G	6, 30
MC300G	6, 30
MC350G	6, 30
MC400G	6, 30
MLB100G	7, 31
MLB125G	7, 31
MLB150G	7, 31
MLB200G	7, 31
MLB250G	7, 31
MLB300G	7, 31
MLB350G	7, 31
MLB400G	7, 31
MLL100G	8, 32
MLL125G	8, 32
MLL150G	8, 32
MLL200G	8, 32
MLR100G	9, 33
MLR125G	9, 33
MLR150G	9, 33
MLR200G	9, 33
MT100G	10, 34
MT125G	10, 34
MT150G	10, 34
MT200G	10, 34
NS11	192
NS2	192
NS7A	192
NS9	192
NTC-100	77
NTC-100T	77
NTC-125	77
NTC-125T	77

Catalog #	Page
NTC-150	77
NTC-150T	77
NTC-200	77
NTC-200T	77
NTC-250	77
NTC-250T	77
NTC-300	77
NTC-300T	77
NTC-350	77
NTC-350T	77
NTC-400	77
NTC-400T	77
NTC-50	77
NTC-500	77
NTC-500T	77
NTC-50T	77
NTC-600	77
NTC-600T	77
NTC-75	77
NTC-75T	77
NTCC-100	78
NTCC-125	78
NTCC-150	78
NTCC-200	78
NTCC-250	78
NTCC-300	78
NTCC-350	78
NTCC-400	78
NTCC-50	78
NTCC-500	78
NTCC-600	78
NTCC-75	78
OSN100	69
OSN125	69
OSN50	69
OSN75	69
P1	92
P10	92
P11	92
P12	92
P13	92
P14	92
P15	92
P16	92
P17	92
P18	92

SteelElectric PRODUCTS

Ph: 718.259.6100 / 800.626.1223 Fax: 718.331.1874
www.sepco-usa.com

INDEX BY CATALOG NUMBER

Catalog #	Page
P19	92
P2	92
P20	92
P21	92
P3	92
PAR100	183
PAR125	183
PAR150	183
PAR200	183
PAR250	183
PAR300	183
PAR350	183
PAR400	183
PAR50	183
PAR75	183
PEF100	83
PEF125	83
PEF150	83
PEF200	83
PEF50	83
PEF75	83
PEM100	83
PEM125	83
PEM150	83
PEM200	83
PEM50	83
PEM75	83
QL-50	146
QL-50D	146
QL-75	146
RA100	183
RA125	183
RA150	183
RA200	183
RA250	183
RA300	183
RA350	183
RA400	183
RA50	183
RA75	183
RBC-50	179
S1010	109
S1010RT	111
S1011	109
S1011RT	111
S1012	109
S1012RT	111
S1013	109
S1013RT	111
S1014	109
S1014RT	111
S1015	109
S1015D	109
S1015DRT	111
S1015E	109
S1015E1	109
S1015E1RT	111
S1015ERT	111
S1015F	109
S1015FRT	111
S1015RT	111
S1016	110
S1016RT	112
S1017	110
S1017RT	112
S1018	110
S1018RT	112
S1019	110
S1019RT	112
S1020	110
S1020RT	112
S1021	110
S1021D	110
S1021DRT	112
S1021E	110
S1021E1	110
S1021E1RT	112
S1021ERT	112
S1021F	110
S1021FRT	112
S1021RT	112
S1110	107
S1111	107
S1112	107
S1112A	107
S1112B	107
S1112C	107
S1112D	107
S1112E	107
S1112E1	107
S1112F	107
S1113	108
S1114	108
S1115	108
S1115A	108
S1115B	108
S1115C	108
S1115D	108
S1115E	108
S1115E1	108
S1115F	108
S16ES	81, 117
S17ES	81, 117
S18ES	81, 117
S4060	109
S4060RT	111
S4061	109
S4061RT	111
S4062	109
S4062RT	111
S4063	109
S4063RT	111
S4064	109
S4064RT	111
S4065	109
S4065D	109
S4065DRT	111
S4065E	109
S4065E1	109
S4065E1RT	111
S4065ERT	111
S4065F	109
S4065FRT	111
S4065RT	111
S4066	107
S4067	107
S4068	107
S4069	107
S4070	107
S4071	107
S4072	107
S4073	107
S4074	107
S4075	107
S620	185
SC1	166, 193
SC2	166, 193
SC3	166, 193
SC4	166, 193
SC5	166, 193
SCC-100	85
SCC-125	85
SCC-150	85
SCC-200	85
SCC-250	85
SCC-300	85
SCC-350	85
SCC-400	85
SCC-50	85
SCC-500	85
SCC-600	85
SCC-75	85
SD1	201
SD5	201
SLT25-45ALT	129
SLT25-45CLT	132
SLT25-45T	126
SLT25ALT	128
SLT25CLT	131
SLT25T	125
SLT27ALT	127
SLT27CLT	130
SLT27CLTMG	19, 136
SLT27T	124
SLT27TMG	16, 133
SLT28ALT	127
SLT28CLT	130
SLT28CLTMG	19, 136
SLT28T	124
SLT28TMG	16, 133
SLT29ALT	127
SLT29CLT	130
SLT29CLTMG	19, 136
SLT29T	124
SLT29TMG	16, 133
SLT30ALT	127
SLT30CLT	130
SLT30CLTMG	19, 136
SLT30T	124
SLT30TMG	16, 133
SLT31ALT	127
SLT31CLT	130
SLT31CLTMG	19, 136
SLT31T	124

Ph: 718.259.6100 / 800.626.1223 Fax: 718.331.1874
www.sepco-usa.com

INDEX BY CATALOG NUMBER

Catalog #	Page
SLT31TMG	16, 133
SLT32ALT	127
SLT32CLT	130
SLT32CLTMG	19, 136
SLT32T	124
SLT32TMG	16, 133
SLT33ALT	127
SLT33CLT	130
SLT33CLTMG	19, 136
SLT33T	124
SLT33TMG	16, 133
SLT34ALT	127
SLT34CLT	130
SLT34CLTMG	19, 136
SLT34T	124
SLT34TMG	16, 133
SLT35-45ALT	129
SLT35-45CLT	132
SLT35-45CLTMG	21, 138
SLT35-45T	126
SLT35-45TMG	18, 135
SLT35ALT	128
SLT35CLT	131
SLT35CLTMG	20, 137
SLT35T	125
SLT35TMG	17, 134
SLT36-45ALT	129
SLT36-45CLT	132
SLT36-45CLTMG	21, 138
SLT36-45T	126
SLT36-45TMG	18, 135
SLT36ALT	128
SLT36CLT	131
SLT36CLTMG	20, 137
SLT36T	125
SLT36TMG	17, 134
SLT37-45ALT	129
SLT37-45CLT	132
SLT37-45CLTMG	21, 138
SLT37-45T	126
SLT37-45TMG	18, 135
SLT37ALT	128
SLT37CLT	131
SLT37CLTMG	20, 137
SLT37T	125
SLT37TMG	17, 134
SLT38-45ALT	129
SLT38-45CLT	132
SLT38-45CLTMG	21, 138
SLT38-45T	126
SLT38-45TMG	18, 135
SLT38ALT	128
SLT38CLT	131
SLT38CLTMG	20, 137
SLT38T	125
SLT38TMG	17, 134
SLT39-45ALT	129
SLT39-45CLT	132
SLT39-45CLTMG	21, 138
SLT39-45T	126
SLT39-45TMG	18, 135
SLT39ALT	128
SLT39CLT	131
SLT39CLTMG	20, 137
SLT39T	125
SLT39TMG	17, 134
SLT40-45ALT	129
SLT40-45CLT	132
SLT40-45CLTMG	21, 138
SLT40-45T	126
SLT40-45TMG	18, 135
SLT40ALT	128
SLT40CLT	131
SLT40CLTMG	20, 137
SLT40T	125
SLT40TMG	17, 134
SLT47ALT	127
SLT47CLT	130
SLT47T	124
SLT60ALT	127
SLT60CLT	130
SLT60CLTMG	19, 136
SLT60T	124
SLT60TMG	16, 133
SLT61ALT	127
SLT61CLT	130
SLT61CLTMG	19, 136
SLT61T	124
SLT61TMG	16, 133
SLT62ALT	127
SLT62CLT	130
SLT62CLTG	19, 136
SLT62T	124
SLT62TG	16, 133
SLT63ALT	127
SLT63CLT	130
SLT63CLTG	19, 136
SLT63T	124
SLT63TG	16, 133
SLT65-45ALT	129
SLT65-45CLT	132
SLT65-45CLTG	21, 138
SLT65-45T	126
SLT65-45TG	18, 135
SLT65ALT	128
SLT65CLT	131
SLT65CLTG	20, 137
SLT65T	125
SLT65TG	17, 134
SLT66-45ALT	129
SLT66-45CLT	132
SLT66-45CLTG	21, 138
SLT66-45T	126
SLT66-45TG	18, 135
SLT66ALT	128
SLT66CLT	131
SLT66CLTG	20, 137
SLT66T	125
SLT66TG	17, 134
SLT67-45ALT	129
SLT67-45CLT	132
SLT67-45CLTG	21, 138
SLT67-45T	126
SLT67-45TG	18, 135
SLT67ALT	128
SLT67CLT	131
SLT67CLTG	20, 137
SLT67T	125
SLT67TG	17, 134
SLT68-45ALT	129
SLT68-45CLT	132
SLT68-45CLTG	21, 138
SLT68-45T	126
SLT68-45TG	18, 135
SLT68ALT	128
SLT68CLT	131
SLT68CLTG	20, 137
SLT68T	125
SLT68TG	17, 134
SR100	203
SR125	203
SR150	203
SR200	203
SR250	203
SR300	203
SR350	203
SR400	203
SR50	203
SR500	203
SR600	203
SR75	203
SS50	200
SS52	200
SS54	200
SS56	200
SS58	200
SS60	200
SS62	200
SS64	200
SS66	200
SS68	200
ST10	68
ST11	68
ST12	68
ST13	68
ST14	68
ST15	68
ST16	68
ST17	68
ST18	68
ST19	68
ST20	68
ST21	68
SWV-4R	182
SWV-4S	182
T1	37
T10	37
T107F7	43
T10A	46
T10ACG	49
T10AT	98
T10ATCG	101
T10G	13, 40
T17F7	43

SteelElectric PRODUCTS

Ph: 718.259.6100 / 800.626.1223 Fax: 718.331.1874
www.sepco-usa.com

INDEX BY CATALOG NUMBER

Catalog #	Page
T1A	46
T1ACG	49
T1AT	98
T1ATCG	101
T1CA	52, 104
T1G	13, 40
T2	37
T27F7	43
T2A	46
T2ACG	49
T2AT	98
T2ATCG	101
T2CA	52, 104
T2G	13, 40
T3	37
T37F7	43
T3A	46
T3ACG	49
T3AT	98
T3ATCG	101
T3CA	52, 104
T3G	13, 40
T4	37
T47F7	43
T4A	46
T4ACG	49
T4AT	98
T4ATCG	101
T4CA	52, 104
T4G	13, 40
T5	37
T57F7	43
T5A	46
T5ACG	49
T5AT	98
T5ATCG	101
T5CA	52, 104
T5G	13, 40
T6	37
T67F7	43
T6A	46
T6ACG	49
T6AT	98
T6ATCG	101
T6CA	52, 104
T6G	13, 40
T7	37
T77F7	43
T7A	46
T7ACG	49
T7AT	98
T7ATCG	101
T7G	13, 40
T8	37
T87F7	43
T8A	46
T8ACG	49
T8AT	98
T8ATCG	101
T8G	13, 40
T9	37
T97F7	43
T9A	46
T9ACG	49
T9AT	98
T9ATCG	101
T9G	13, 40
TB1	37
TB2	37
TB3	37
TB4	37
TB5	37
TB6	37
TRC-100	79
TRC-100T	79
TRC-125	79
TRC-125T	79
TRC-150	79
TRC-150T	79
TRC-200	79
TRC-200T	79
TRC-250	79
TRC-250T	79
TRC-300	79
TRC-300T	79
TRC-350	79
TRC-350T	79
TRC-400	79
TRC-400T	79
TRC-50	79
TRC-500	79
TRC-500T	79
TRC-50T	79
TRC-600	79
TRC-600T	79
TRC-75	79
TRC-75T	79
TRCC-100	80
TRCC-125	80
TRCC-150	80
TRCC-200	80
TRCC-250	80
TRCC-300	80
TRCC-350	80
TRCC-400	80
TRCC-50	80
TRCC-500	80
TRCC-600	80
TRCC-75	80
TWH10	73
TWH100	73
TWH20	73
TWH30	73
TWH40	73
TWH50	73
TWH60	73
TWH70	73
TWH80	73
TWH90	73
UF10	169
UF20	169

Ph: 718.259.6100 / 800.626.1223 Fax: 718.331.1874
www.sepco-usa.com